



US00D446454B1

(12) **United States Design Patent**
Frank

(10) **Patent No.:** **US D446,454 S**

(45) **Date of Patent:** **** Aug. 14, 2001**

(54) **DECORATIVE BOTTLE SLEEVE**

(76) **Inventor:** **Susan Frank**, 7825 Fay Ave., Suite
200, La Jolla, CA (US) 92037

(**) **Term:** **14 Years**

(21) **Appl. No.:** **29/132,940**

(22) **Filed:** **Nov. 17, 2000**

(51) **LOC (7) Cl.** **09-01**

(52) **U.S. Cl.** **D9/444; D7/624**

(58) **Field of Search** D9/434, 435, 444;
D2/980, 985; D7/619, 607, 624; 2/239;
66/170, 200; 150/154; 220/400, 737, 739,
903; 229/87.03; 428/341

(56) **References Cited**

U.S. PATENT DOCUMENTS

D. 388,245	*	12/1997	Lindaman	D2/993
D. 400,100	*	10/1998	Minard	D9/434
D. 419,286	*	1/2000	Abrams et al.	D2/980
D. 423,299	*	4/2000	Burrus	D7/607
890,903	*	6/1908	Hawlet	215/12.1
2,114,097	*	4/1938	Avondoglio	D2/980

2,183,862	*	12/1939	Davis	66/172 R
2,568,623	*	9/1951	Hamm	D7/624 X
4,514,995	*	5/1985	Curtis et al.	66/170
5,743,458	*	4/1998	French	229/87.03

* cited by examiner

Primary Examiner—Cathron C. Brooks

(74) *Attorney, Agent, or Firm*—Gary L. Eastman

(57) **CLAIM**

The ornamental design for a decorative bottle sleeve, as shown and described.

DESCRIPTION

FIG. 1 is a perspective view of the decorative bottle sleeve showing my new design;


FIG. 2 is a side view of the decorative bottle sleeve of the present invention;

FIG. 3 is top view of the decorative bottle sleeve of the present invention; and,

FIG. 4 is a bottom view of the decorative bottle sleeve of the present invention.

The broken line showing of a bottle is for illustrative purposes only and forms no part of the claimed design.

1 Claim, 2 Drawing Sheets






FIG. 1

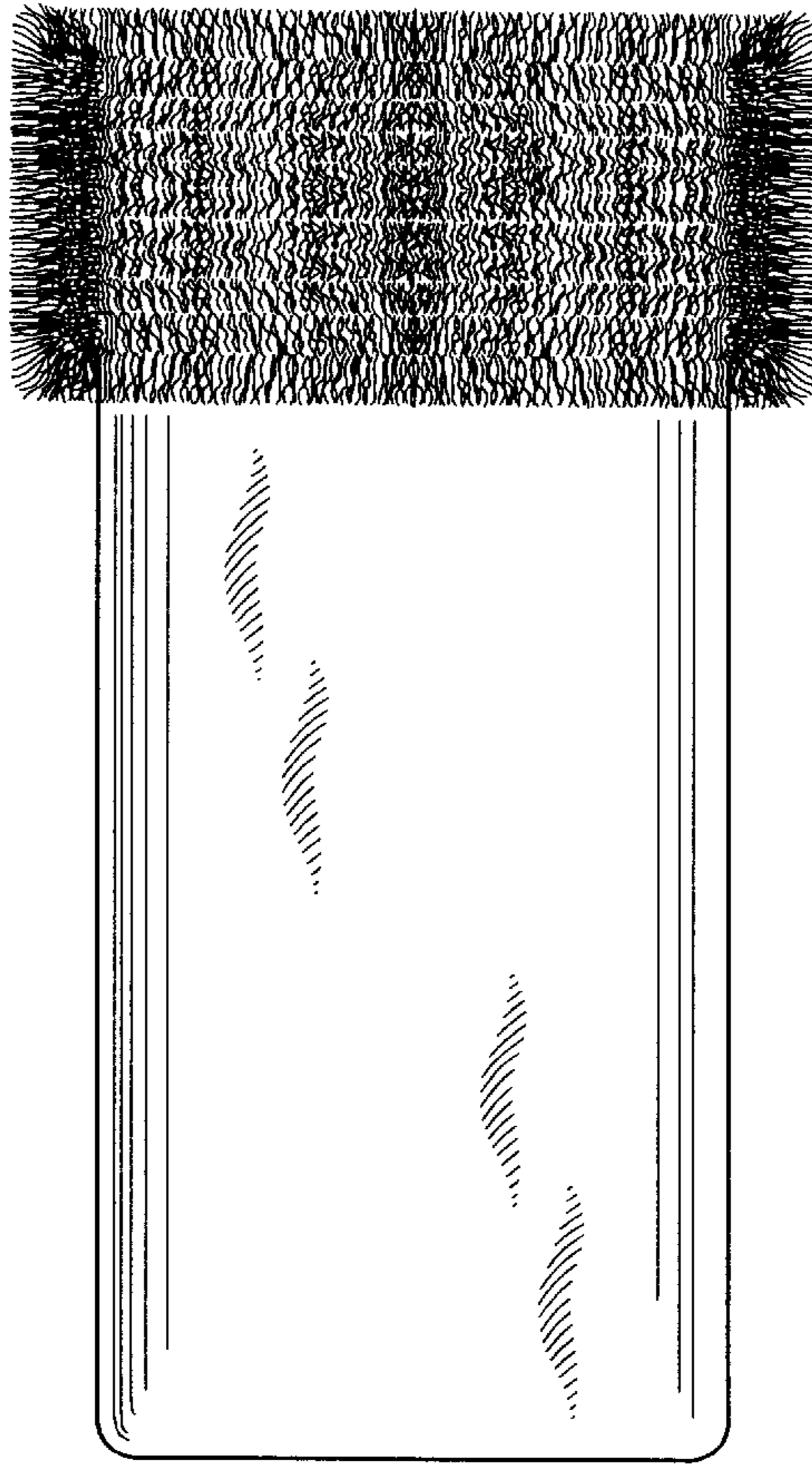


FIG. 2




FIG. 3




FIG. 4