



US00D446445B1

(12) **United States Design Patent**
Croft et al.

(10) **Patent No.:** **US D446,445 S**

(45) **Date of Patent:** **** Aug. 14, 2001**

(54) **FLEXIBLE CONTAINER**

(75) Inventors: **Robert J. Croft**, Jersey City, NJ (US);
Martin C. Short, New York, NY (US);
Jim Warner, Hoboken, NJ (US)

(73) Assignee: **PepsiCo, Inc.**, Purchase, NY (US)

(**) Term: **14 Years**

(21) Appl. No.: **29/131,934**

(22) Filed: **Oct. 31, 2000**

Related U.S. Application Data

(62) Division of application No. 29/105,348, filed on May 21, 1999, now Pat. No. Des. 435,440.

(51) **LOC (7) Cl.** **09-05**

(52) **U.S. Cl.** **D9/306**

(58) **Field of Search** D9/302, 305, 306;
D24/118; 222/92, 105, 107, 541.1, 541.3,
541.4, 541.9; 383/107, 119

(56) **References Cited**

U.S. PATENT DOCUMENTS

D. 350,690 * 9/1994 Herro D9/306

D. 396,731 * 8/1998 Mirto D24/129
D. 397,292 * 8/1998 Tabaroni et al. D9/416
D. 410,838 * 6/1999 Berman D9/305
D. 417,848 * 12/1999 Marshall D9/503
5,411,178 * 5/1995 Roders et al. 222/105
5,535,885 * 7/1996 Daniel et al. 206/484
5,839,609 * 11/1998 Zakensberg 222/107

* cited by examiner

Primary Examiner—Cathron C. Brooks

(74) *Attorney, Agent, or Firm*—Fitzpatrick, Cella, Harper & Scinto

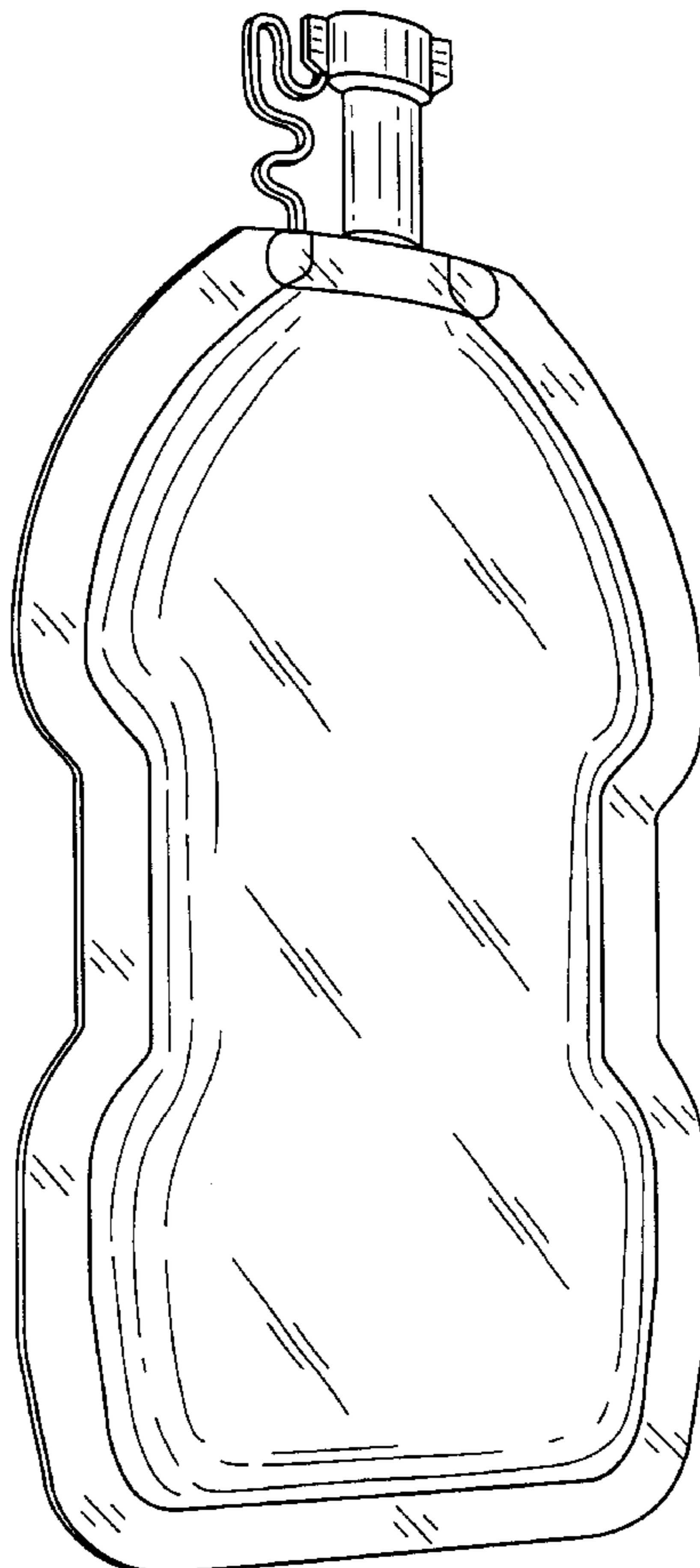
(57) **CLAIM**

The ornamental design for a flexible container, as shown and described.

DESCRIPTION

FIG. 1 is a perspective view of the flexible container showing our new design;
FIG. 2 is a front elevational view thereof, the rear elevational view being omitted because it is a mirror image of FIG. 2;
FIG. 3 is a right side elevational view thereof;
FIG. 4 is a left side elevational view thereof;
FIG. 5 is a top plan view thereof; and,
FIG. 6 is a bottom plan view thereof.

1 Claim, 2 Drawing Sheets



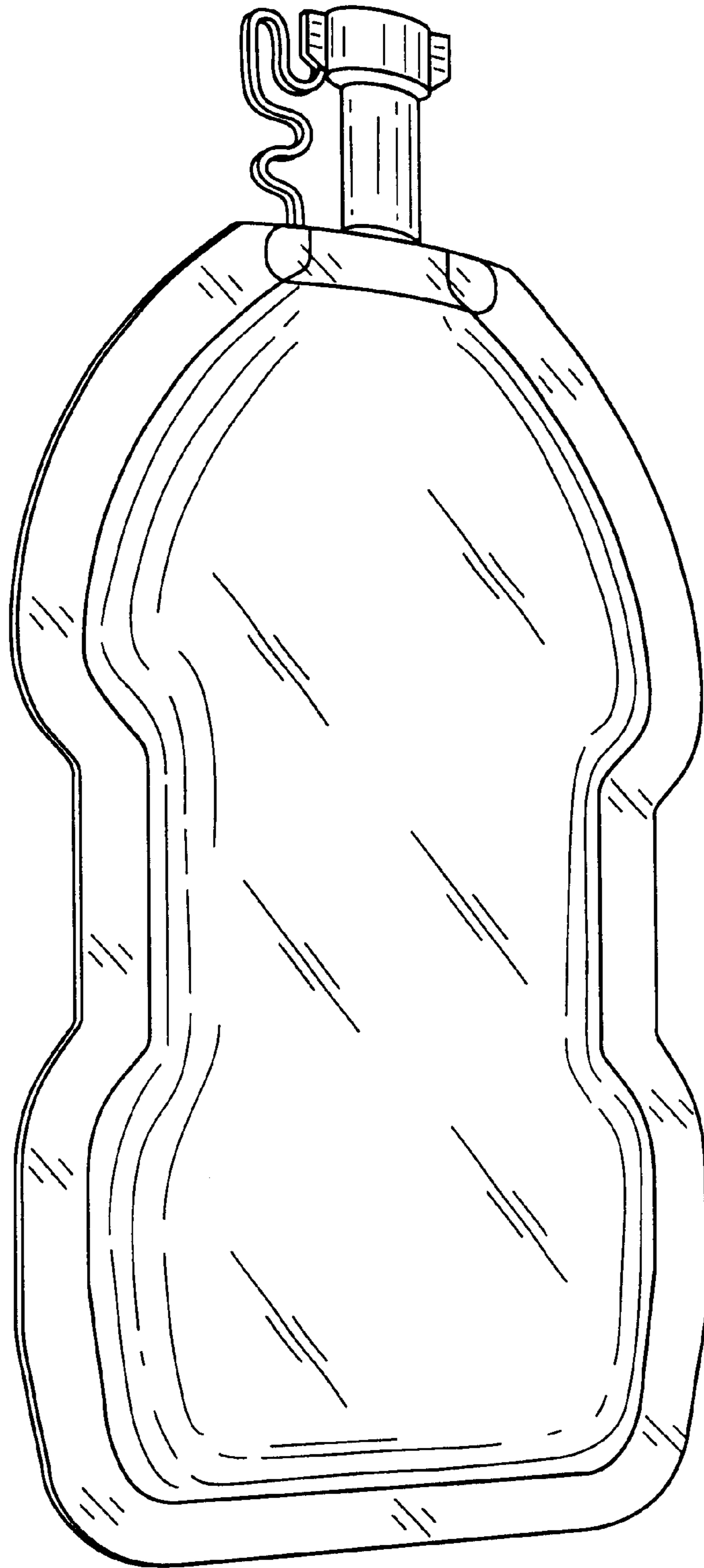


FIG. 1

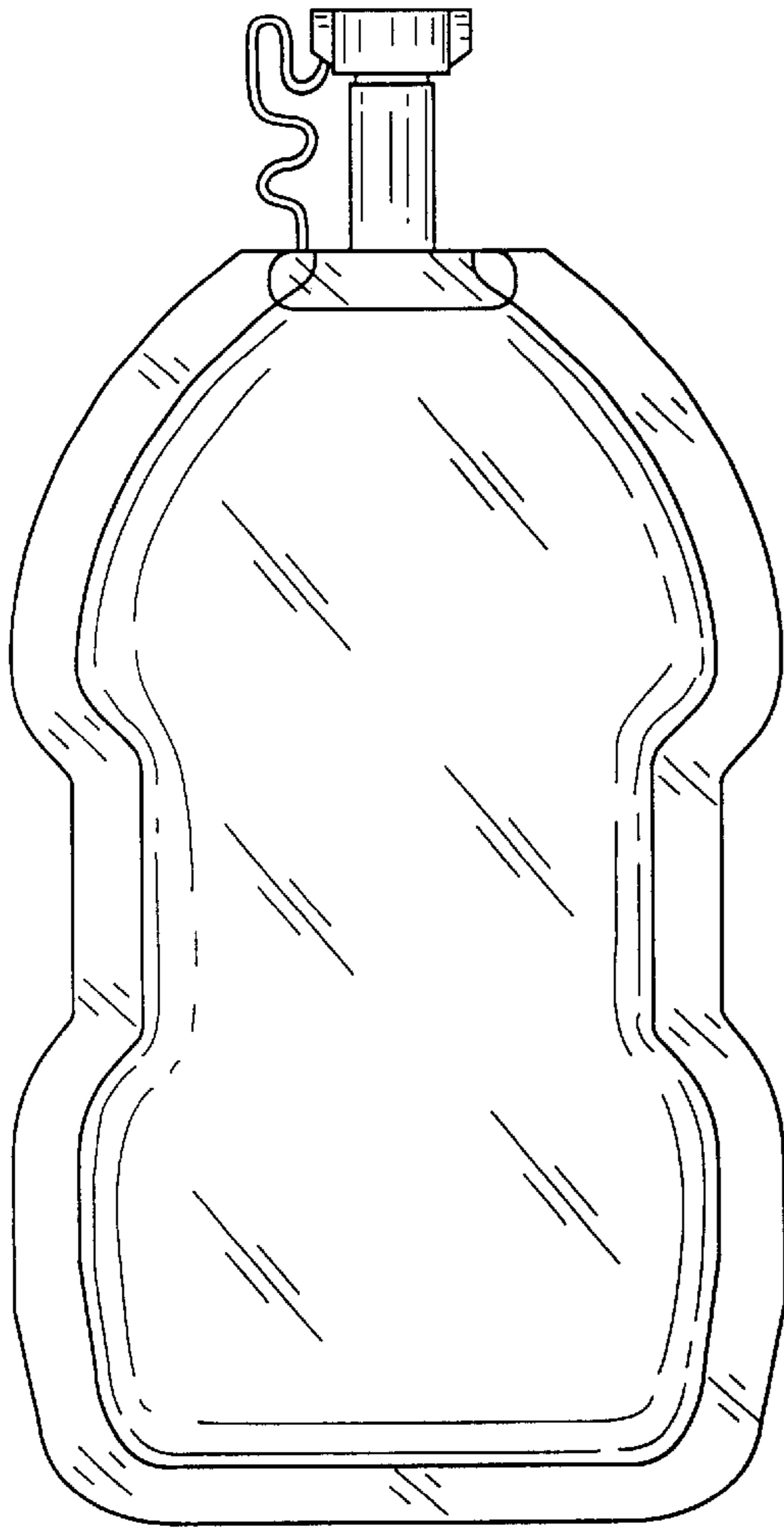


FIG. 2

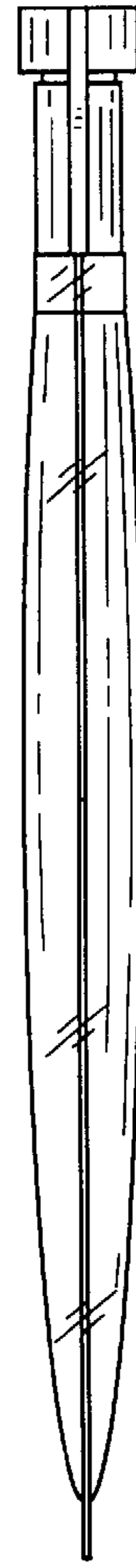


FIG. 3




FIG. 4



FIG. 5




FIG. 6