



US00D446435B1

(12) **United States Design Patent**  
**Liao**

(10) **Patent No.:** **US D446,435 S**

(45) **Date of Patent:** **\*\* Aug. 14, 2001**

(54) **HANDLE OF SCREWDRIVER**

(76) Inventor: **Sang-Yuan Liao**, No. 2, 14th Road,  
Ta-Li Industrial District, Tai-Pin City,  
Taichung Hsing (TW)

(\*\*) Term: **14 Years**

(21) Appl. No.: **29/117,783**

(22) Filed: **Jan. 26, 2000**

(51) **LOC (7) Cl.** ..... **08-04**

(52) **U.S. Cl.** ..... **D8/83; D8/107**

(58) **Field of Search** ..... D8/82, 83, 84,  
D8/85, 86, 87, 107, DIG. 4, DIG. 5, DIG. 6,  
DIG. 7; 81/177.1, 436, 437, 439, 489; 16/110 R

(56) **References Cited**

**U.S. PATENT DOCUMENTS**

- D. 201,171 \* 5/1965 Knudsen et al. .... D8/83
- D. 256,546 \* 8/1980 Holland-Letz ..... D8/83
- D. 256,547 \* 8/1980 Holland-Letz ..... D8/83
- D. 256,662 \* 9/1980 Holland-Letz ..... D8/83
- D. 256,882 \* 9/1980 Jansson ..... D8/83

- 376,773 \* 1/1888 Rockwell ..... 81/489
- D. 403,228 \* 12/1998 Halls et al. .... D8/83
- D. 414,096 \* 9/1999 Chapin et al. .... D8/83

\* cited by examiner

*Primary Examiner*—Philip S. Hyder

(74) *Attorney, Agent, or Firm*—W. Wayne Liauh

(57) **CLAIM**

The ornamental design for a handle of screwdriver, as shown.

**DESCRIPTION**

- FIG. 1: show a perspective view of the present design.
- FIG. 2: show a front elevational view of the present design.
- FIG. 3: show a rear elevational view of the present design.
- FIG. 4: show a left side elevational view of the present design.
- FIG. 5: show a right side elevational view of the present design.
- FIG. 6: show a top plan view of the present design; and,
- FIG. 7: show a bottom plan view of the present design.

**1 Claim, 4 Drawing Sheets**






FIG. 1

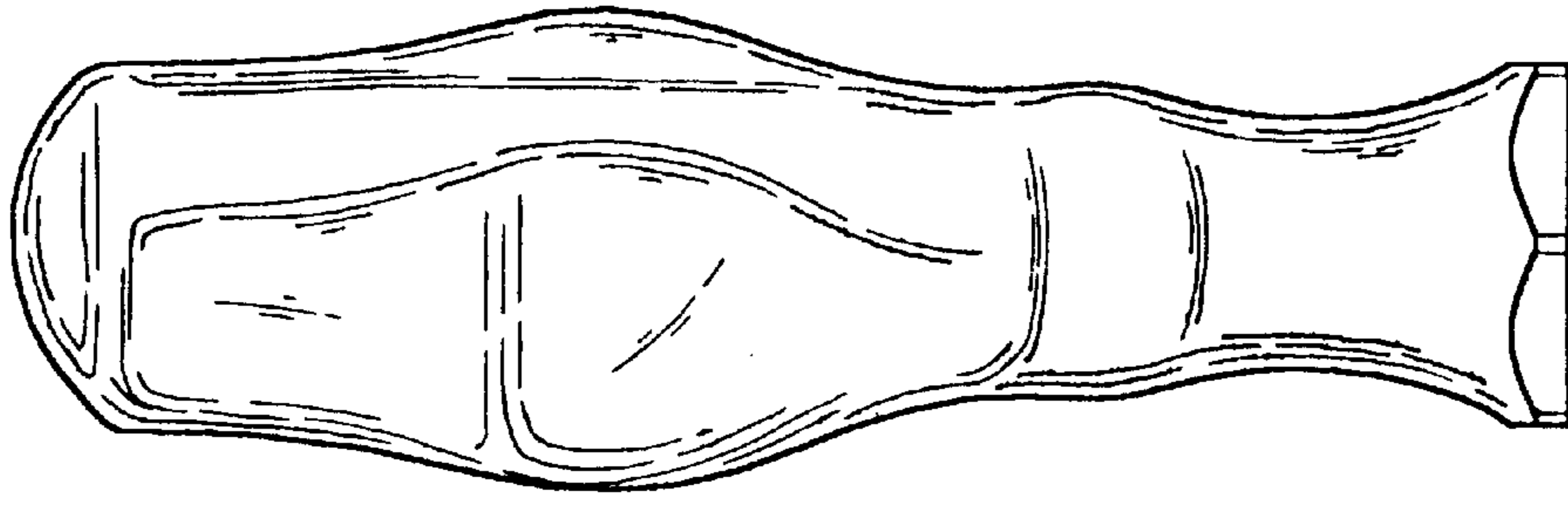


FIG. 2

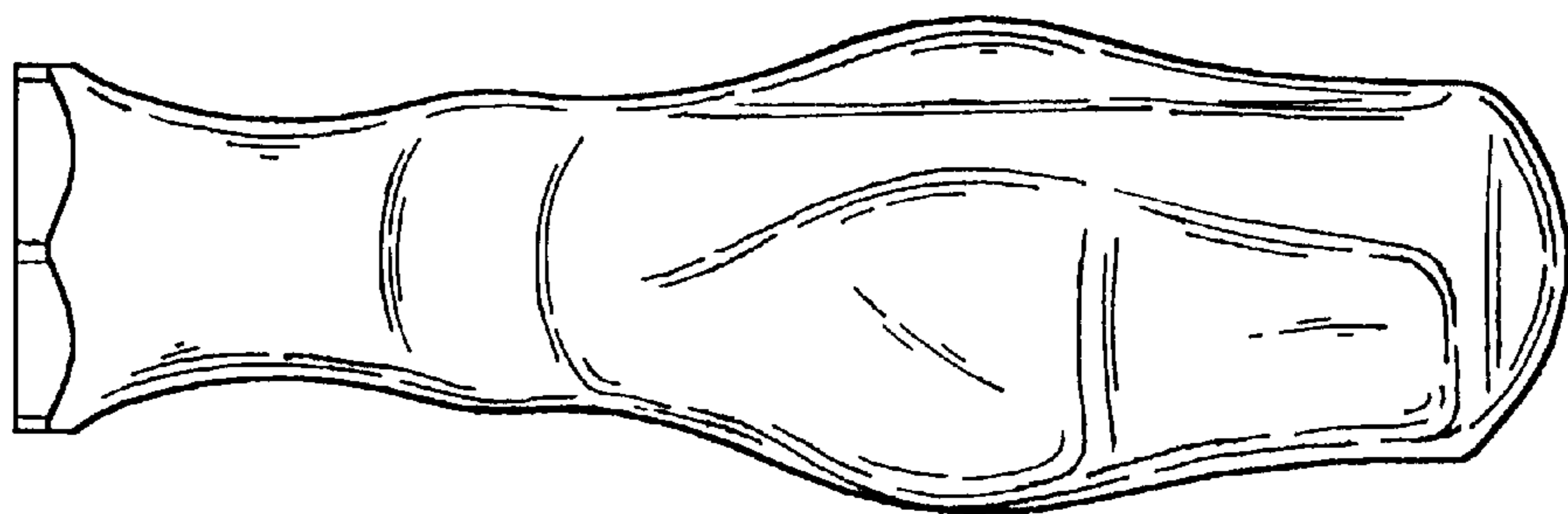


FIG. 3

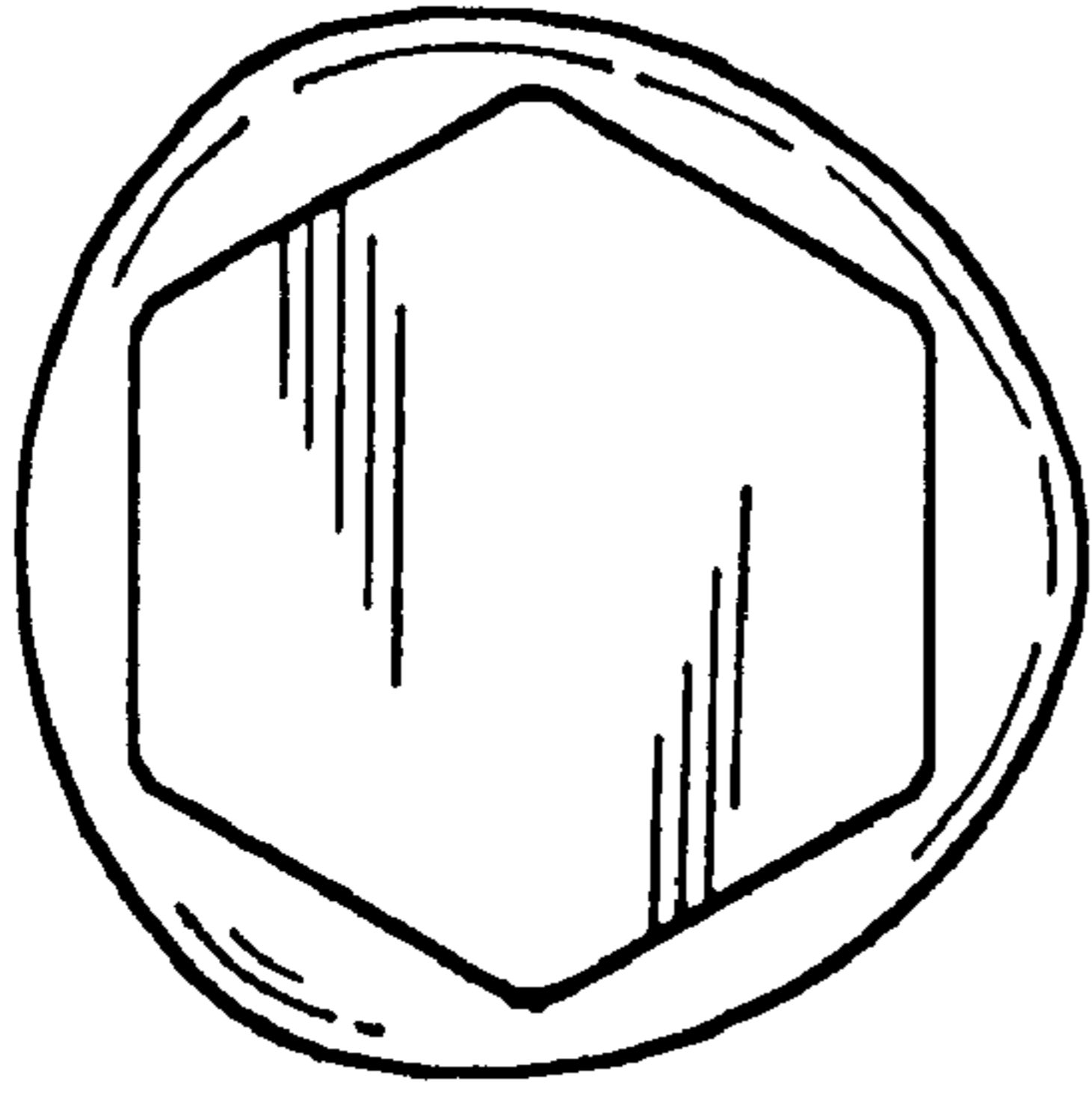


FIG. 5

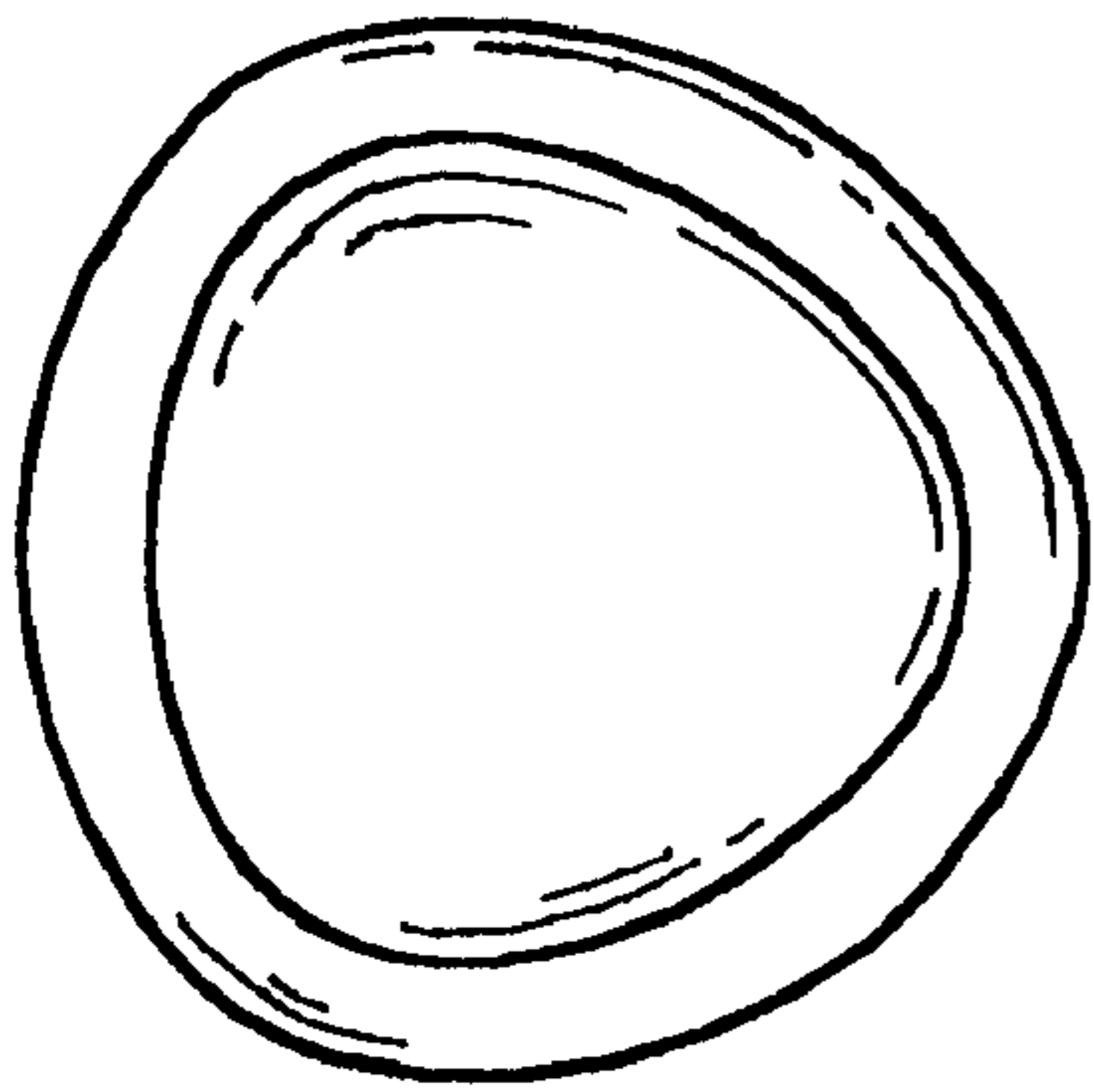


FIG. 4

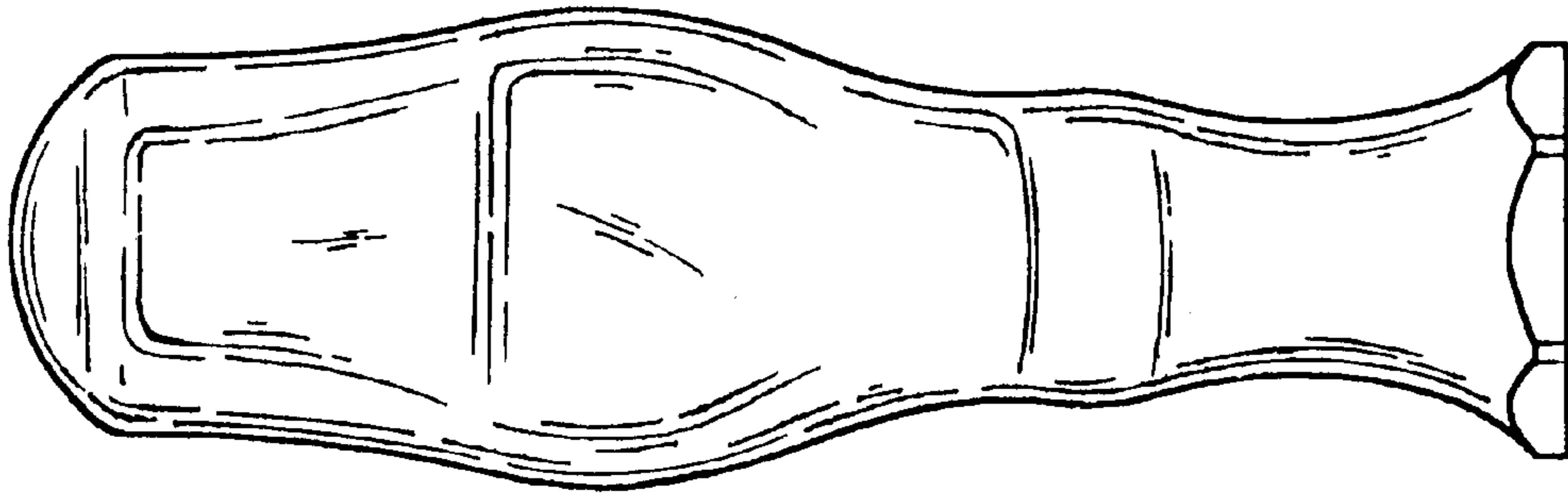


FIG. 6

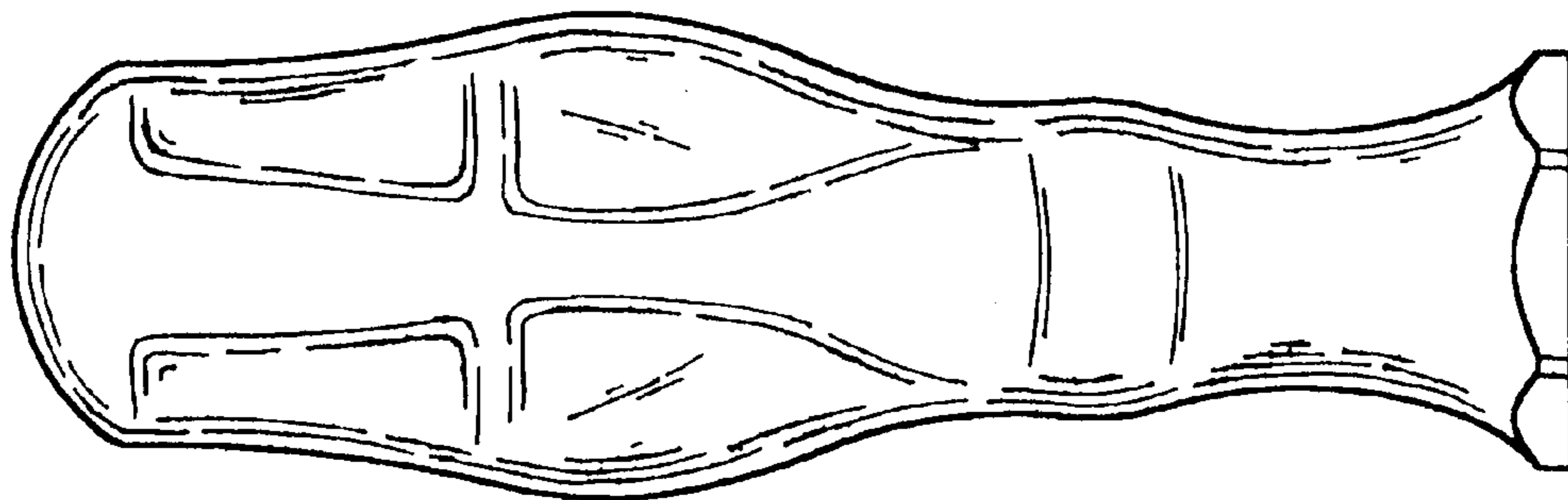


FIG. 7