



US00D446433B1

(12) **United States Design Patent**
Bass et al.

(10) **Patent No.: US D446,433 S**

(45) **Date of Patent: ** Aug. 14, 2001**

(54) **DIE GRINDER**

(75) Inventors: **Gary S. Bass**, Independence, KY (US);
Ronald J. Mulford, Aurora, IN (US)

(73) Assignee: **Campbell Hausfeld/Scott Fetzer Company**, Harrison, OH (US)

(**) Term: **14 Years**

(21) Appl. No.: **29/128,893**

(22) Filed: **Aug. 31, 2000**

(51) **LOC (7) Cl. 08-01**

(52) **U.S. Cl. D8/62**

(58) **Field of Search** D8/61-70; 81/57.11,
81/57.13, 54, 57.42, 469, 474; 173/170,
217, 168-169, 164, 213, 48; 451/295, 344,
357-359; 310/50; 408/239 R, 124

(56) **References Cited**

U.S. PATENT DOCUMENTS

D. 168,215	*	11/1952	Doeden	D8/61
D. 323,274	*	1/1992	Sasaki et al.	D8/61
D. 323,275	*	1/1992	Sasaki et al.	D8/61
D. 332,733	*	1/1993	Staubitz et al.	D8/61
D. 347,372	*	5/1994	Ghode et al.	D8/61
D. 376,083	*	12/1996	Verdura et al.	D8/61
D. 378,727	*	4/1997	Kikuchi	D8/61
D. 379,909	*	6/1997	Hawkins	D8/14
D. 380,658	*	7/1997	Bruno et al.	D8/61
D. 387,863	*	12/1997	Herman et al.	D24/133
D. 404,626	*	1/1999	Hall et al.	D8/68
D. 408,243	*	4/1999	Izumisawa	D8/61
D. 424,613	*	5/2000	Chiang	D18/57
D. 428,787	*	8/2000	Smolinski et al.	D8/70
D. 432,379	*	10/2000	Sun	D8/70
D. 433,905	*	11/2000	Cooper	D8/61
D. 439,122	*	3/2001	Adler et al.	D8/61
5,775,981	*	7/1998	Yang	451/295
6,158,528	*	12/2000	Izumisawa	173/168

OTHER PUBLICATIONS

Copies of the front cover, rear cover and pp. 18-29 of a Campbell Hausfeld "Powered Equipment" catalog dated Jul. 2000, labeled "SL955400AV".

Four pages (1-4) which together show an entire undated fanfold Chicago Pneumatic catalog, labeled "AL149710(R1)". No date given.

Copies of both sides of an undated tri-fold Husky "Product Guide" catalog. No date given.

Copies of the front cover and pp. 109-115 of a Sears Craftsman catalog dated "2000-2001".

Copies of the front cover and pp. 2,4,5 and 8 of an undated Florida Pneumatic "Air Tools" catalog. No date given.

Copies of the front cover, title page and pp. 27, 28, 34 and 37 of a Chicago Pneumatic "Air Tools" catalog, copyright 1995.

Copies of the front cover, title page and pp. 8, 9, 24 and 25 of a Campbell Hausfeld catalog dated Oct. 1993 and labeled "SL181".

Copies of the front cover and pp. 9 and 10 of a Chicago Pneumatic catalog dated Aug. 1988 and labeled "75 BP Aug. 1988".

(List continued on next page.)

Primary Examiner—Jeffrey Asch

(74) *Attorney, Agent, or Firm*—Jones, Day, Reavis & Pogue

(57) **CLAIM**

We claim the ornamental design for a die grinder, as shown and described.

DESCRIPTION

FIG. 1 is a perspective view of a die grinder embodying the ornamental design of the present invention;

FIG. 2 is a side view of the die grinder, the opposite side view being a mirror image;

FIG. 3 is a bottom view of the die grinder;


FIG. 4 is a top view of the die grinder;

FIG. 5 is a rear view of the die grinder; and,

FIG. 6 is a front view of the die grinder.

The broken line showings of FIGS. 1-6 are for illustrative purposes only and form no part of the claimed design.

1 Claim, 3 Drawing Sheets



OTHER PUBLICATIONS

Copy of a 1–page single–sided undated Campbell Hausfeld catalog sheet labeled “Air Powered Cut–Off Tool” and “PL2535”. No date given.

Copy of a 1–page single–sided undated Campbell Hausfeld catalog sheet labeled “Air Powered Cut–Off Tool” and “TL1035”. No date given.

Copy of a 1–page single–sided undated Campbell Hausfeld catalog sheet labeled “Full Size Die Grinder” and “PL2521”. No date given.

Copy of a 1–page single–sided undated Campbell Hausfeld catalog sheet labeled “Die Grinder” and “PL1520”. No date given.

Copy of a 1–page single–sided undated Campbell Hausfeld catalog sheet labeled “Air Powered Die Grinder Kit” and “TL1023”. No date given.

* cited by examiner

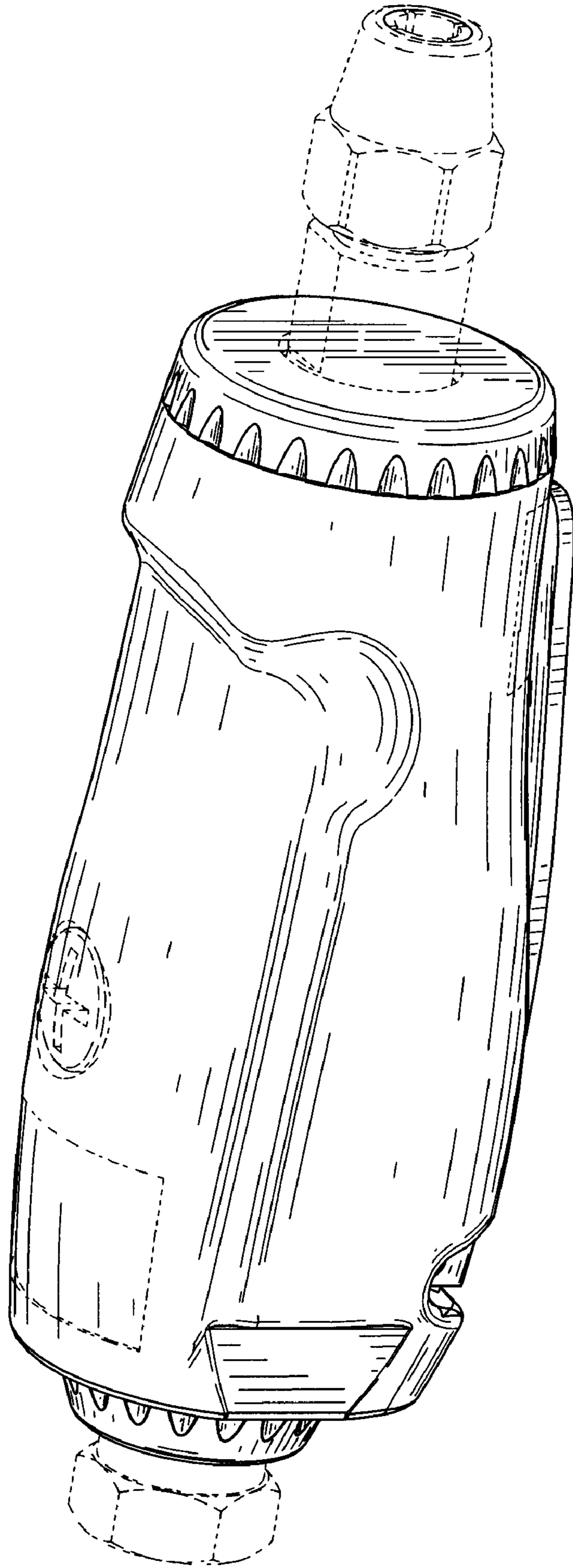


Fig.1




Fig. 2

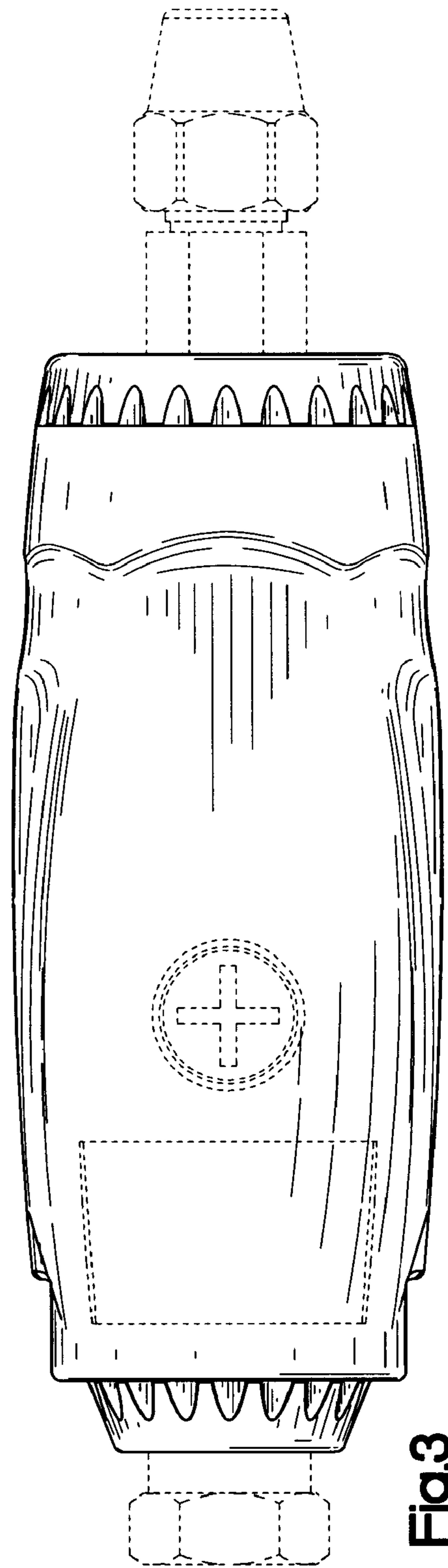


Fig. 3

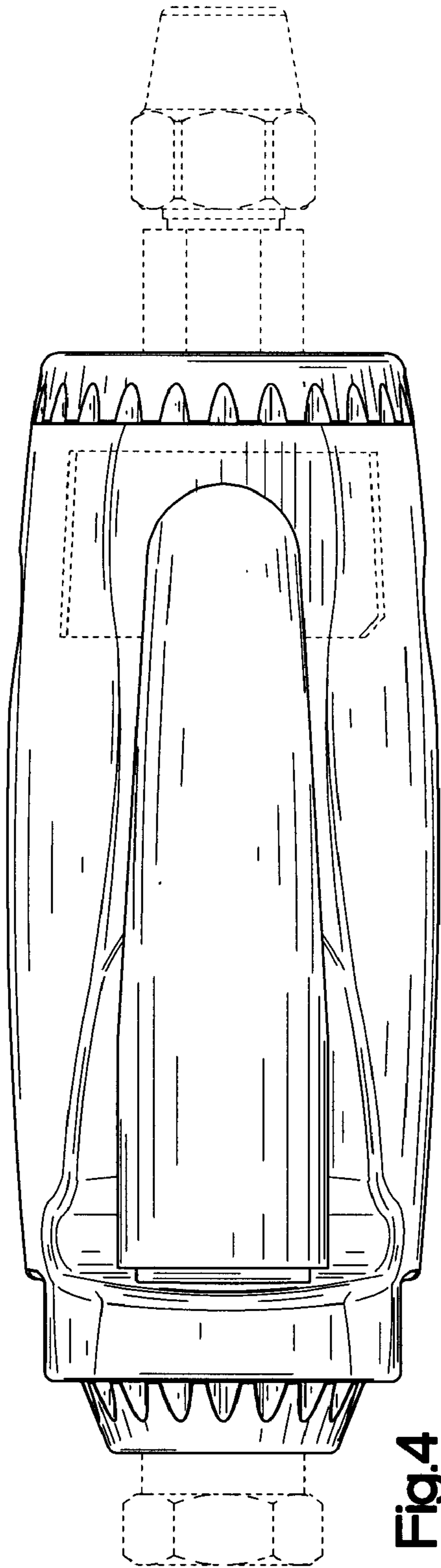


Fig.4

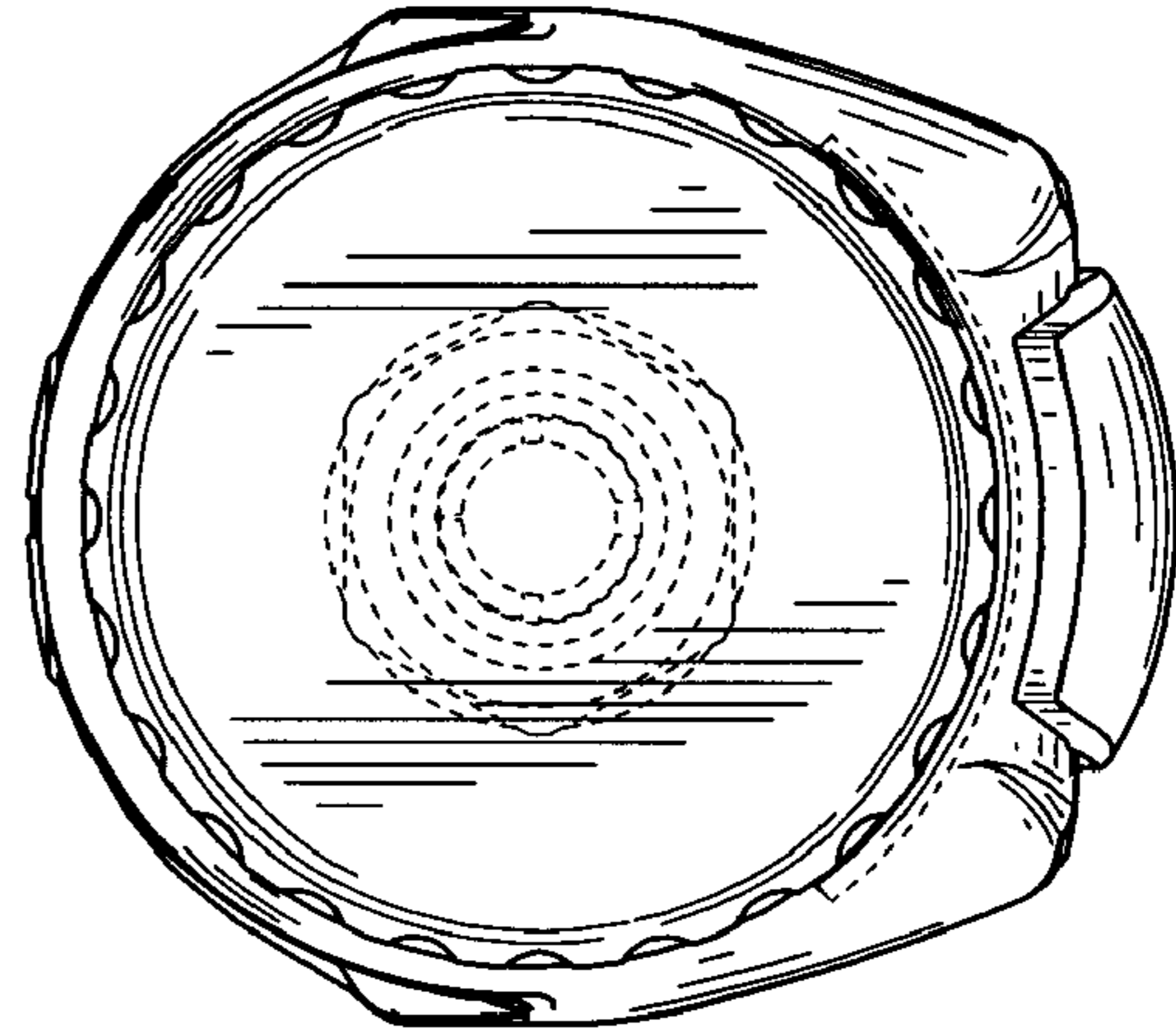


Fig.6

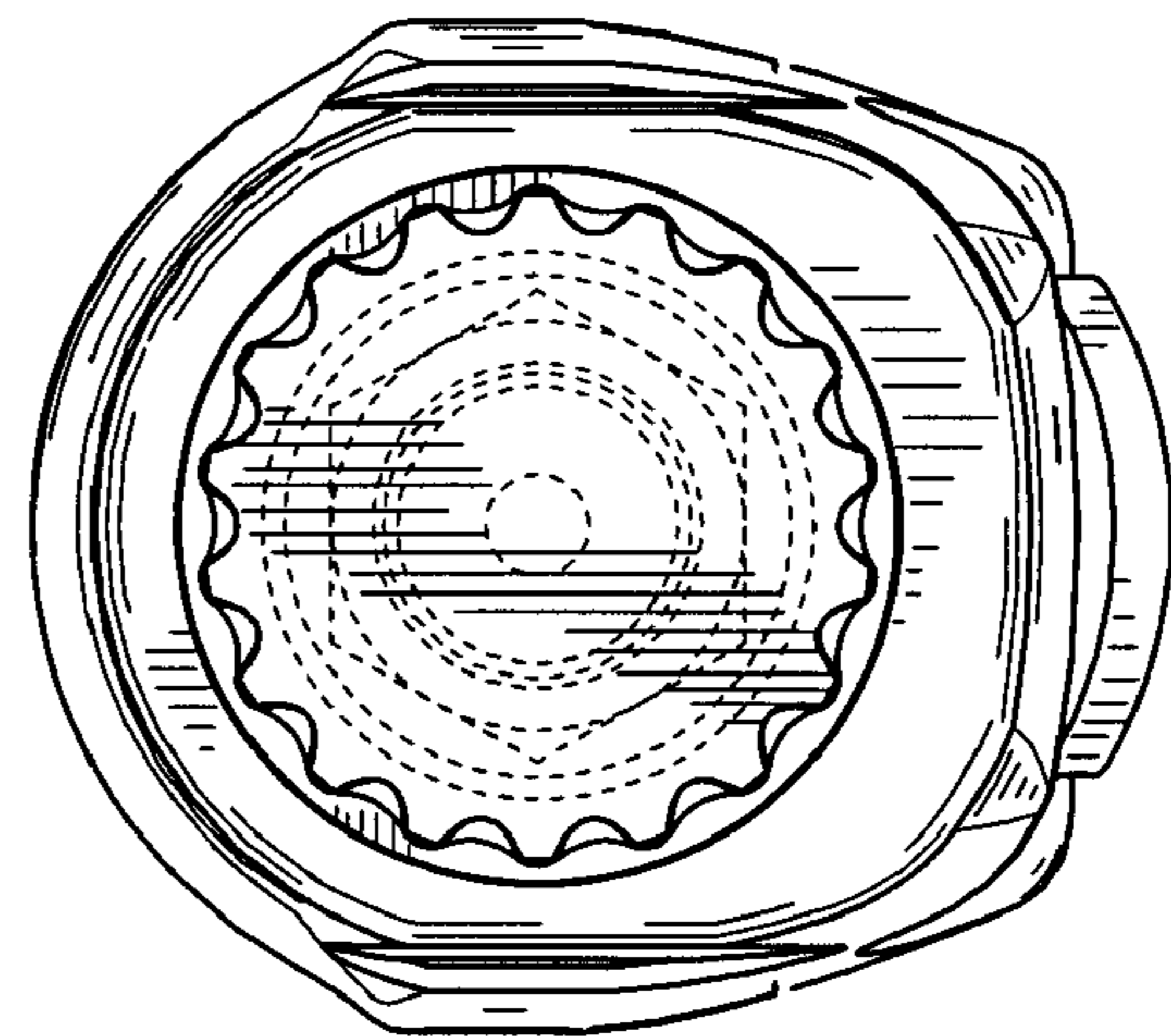


Fig.5