



US00D446427B1

(12) **United States Design Patent**  
**Meyer**

(10) **Patent No.:** **US D446,427 S**

(45) **Date of Patent:** **\*\* Aug. 14, 2001**

(54) **CAKE CUTTING KNIFE WITH MOCK CRYSTAL HANDLES**

D. 413,050	*	8/1999	Meyer	.....	D7/673
2,264,486	*	12/1941	Smith et al.	.....	30/114
2,600,646	*	6/1952	Haugland	.....	30/114
2,841,868	*	7/1958	O'Brien	.....	30/114

(75) **Inventor:** **Debbie Jean Meyer**, Newtown, CT (US)

\* cited by examiner

(73) **Assignee:** **Housewares America, Inc.**, New York, NY (US)

*Primary Examiner*—Terry A. Wallace  
(74) *Attorney, Agent, or Firm*—Frishauf, Holtz, Goodman, Langer & Chick, P.C.

(\*\*) **Term:** **14 Years**

(57) **CLAIM**

(21) **Appl. No.:** **29/117,637**

The ornamental design for a cake cutting knife with mock crystal handles, as shown and described.

(22) **Filed:** **Jan. 28, 2000**

(51) **LOC (7) Cl.** ..... **07-07**

**DESCRIPTION**

(52) **U.S. Cl.** ..... **D7/673; D7/693**

(58) **Field of Search** ..... D7/672, 673, 693, D7/696, 649-664; 30/114, 302, 303, 304, 124; 294/99.2

FIG. 1 is a top, front, right side perspective view of a cake cutting knife with mock crystal handles showing my new design;

FIG. 2 is a front elevational view thereof;

FIG. 3 is a rear elevational view thereof;

FIG. 4 is a right side elevational view thereof, the left side elevational view being a mirror image;

FIG. 5 is a top plan view thereof; and,


FIG. 6 is a bottom plan view thereof.

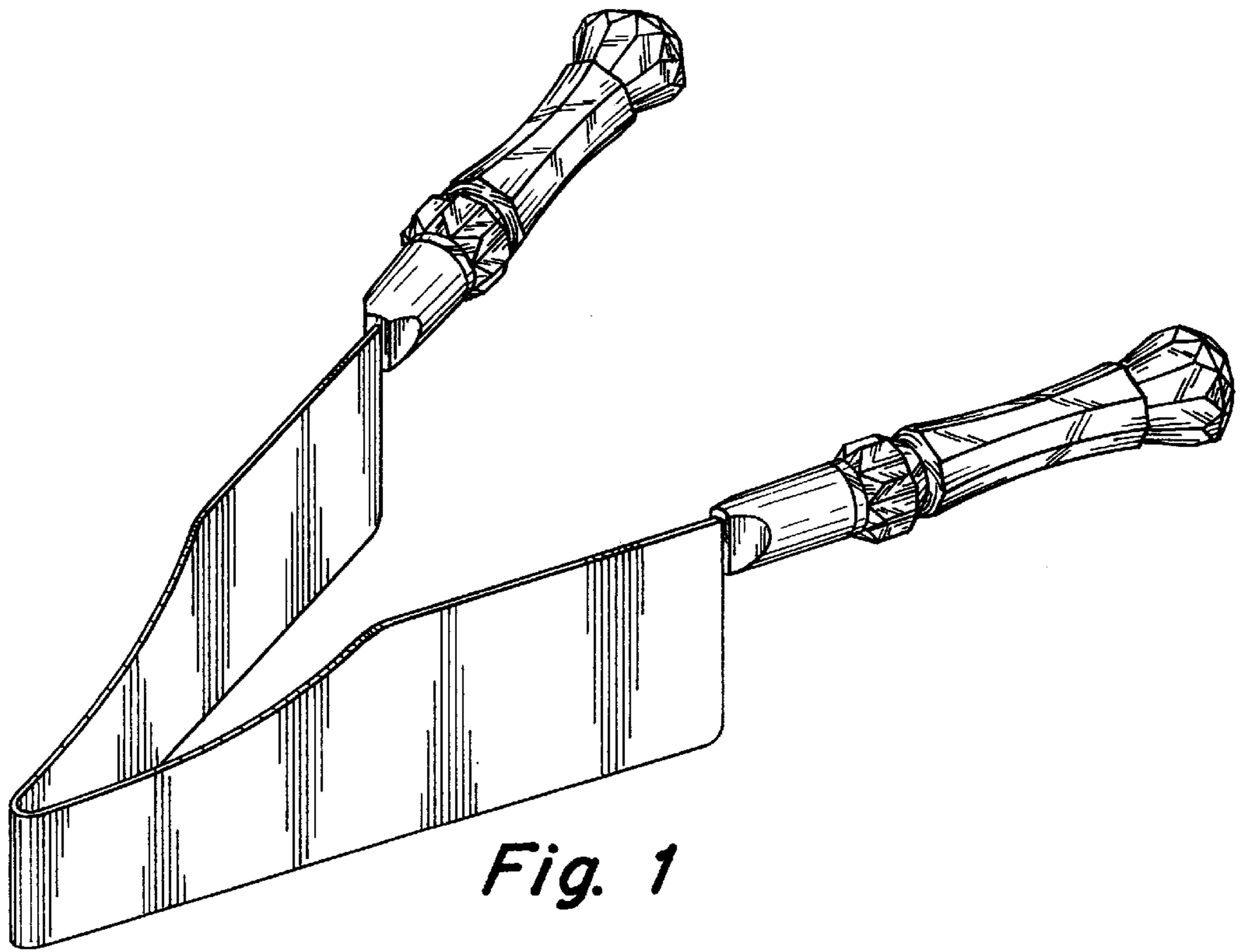
(56) **References Cited**

**U.S. PATENT DOCUMENTS**

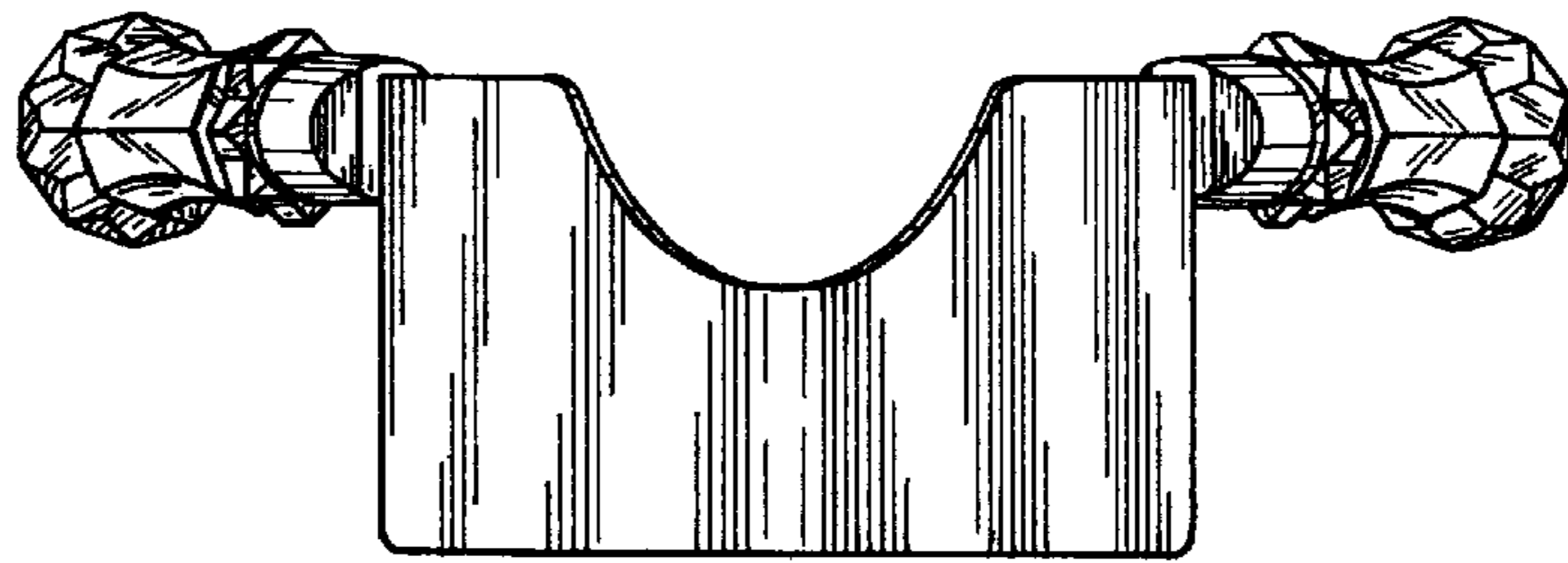
D. 101,074	*	9/1936	Trumbull	.....	D7/653
D. 248,271	*	6/1978	McGee	.....	D7/649
D. 248,533	*	7/1978	Lea	.....	D7/664
D. 400,064	*	10/1998	Tellez	.....	D7/669

**1 Claim, 2 Drawing Sheets**

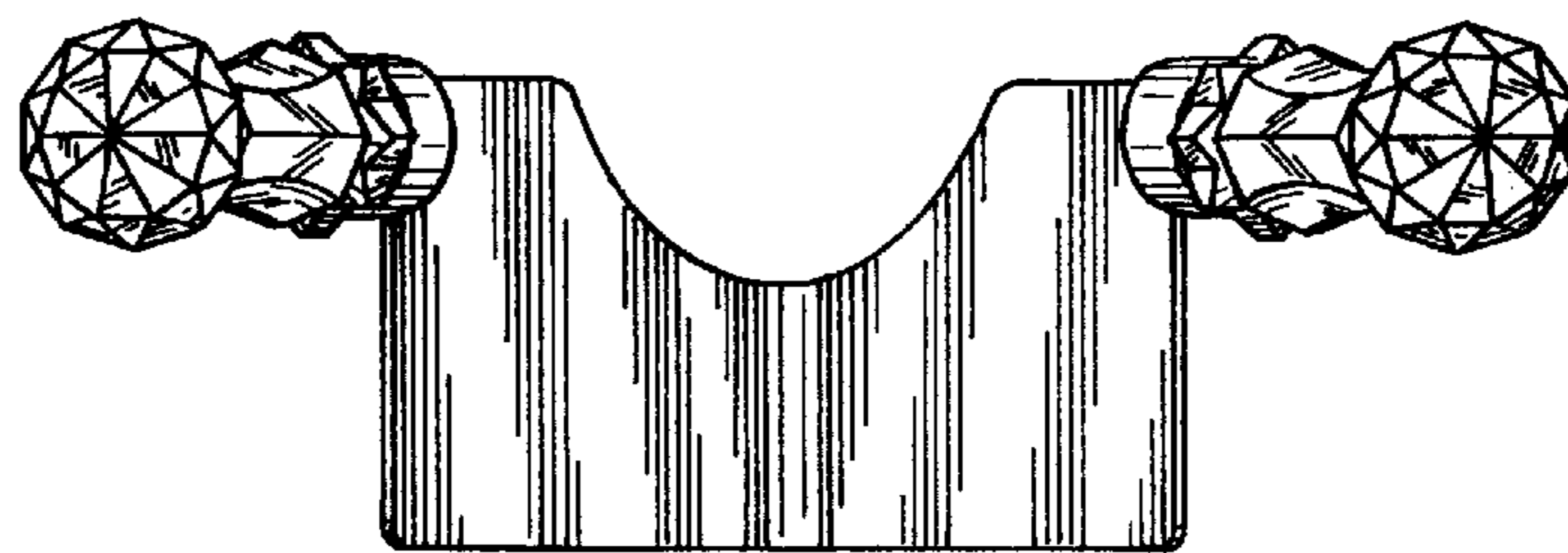




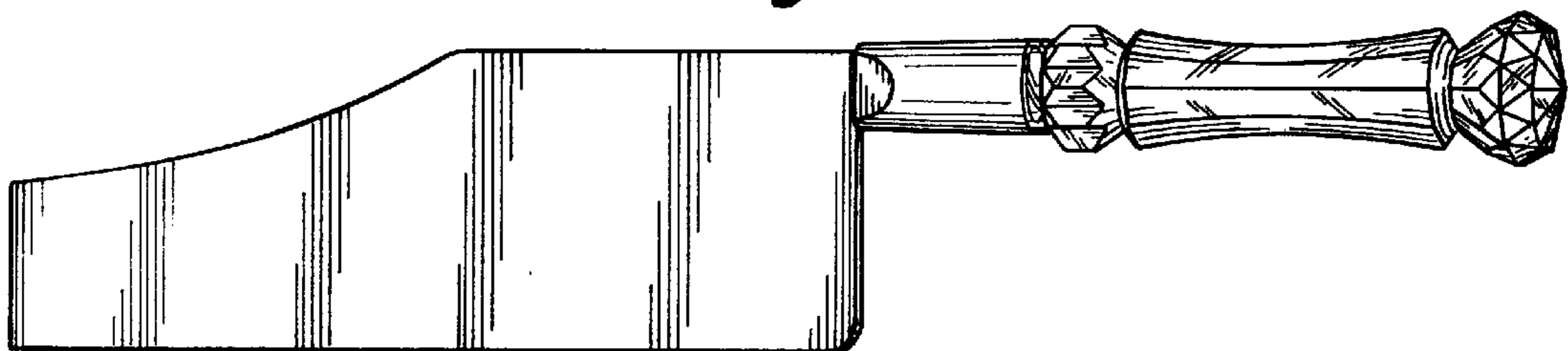
*Fig. 1*



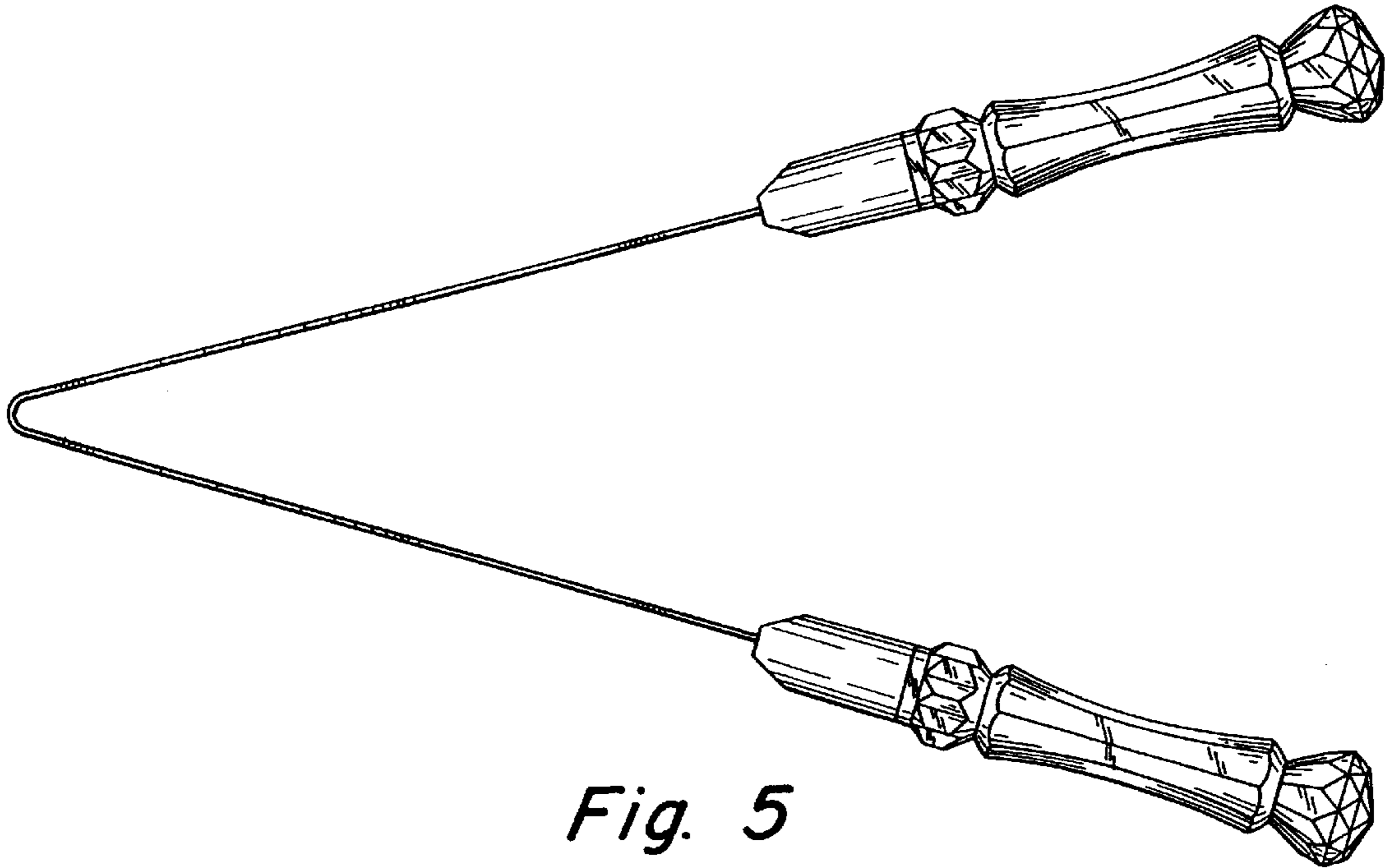
*Fig. 2*



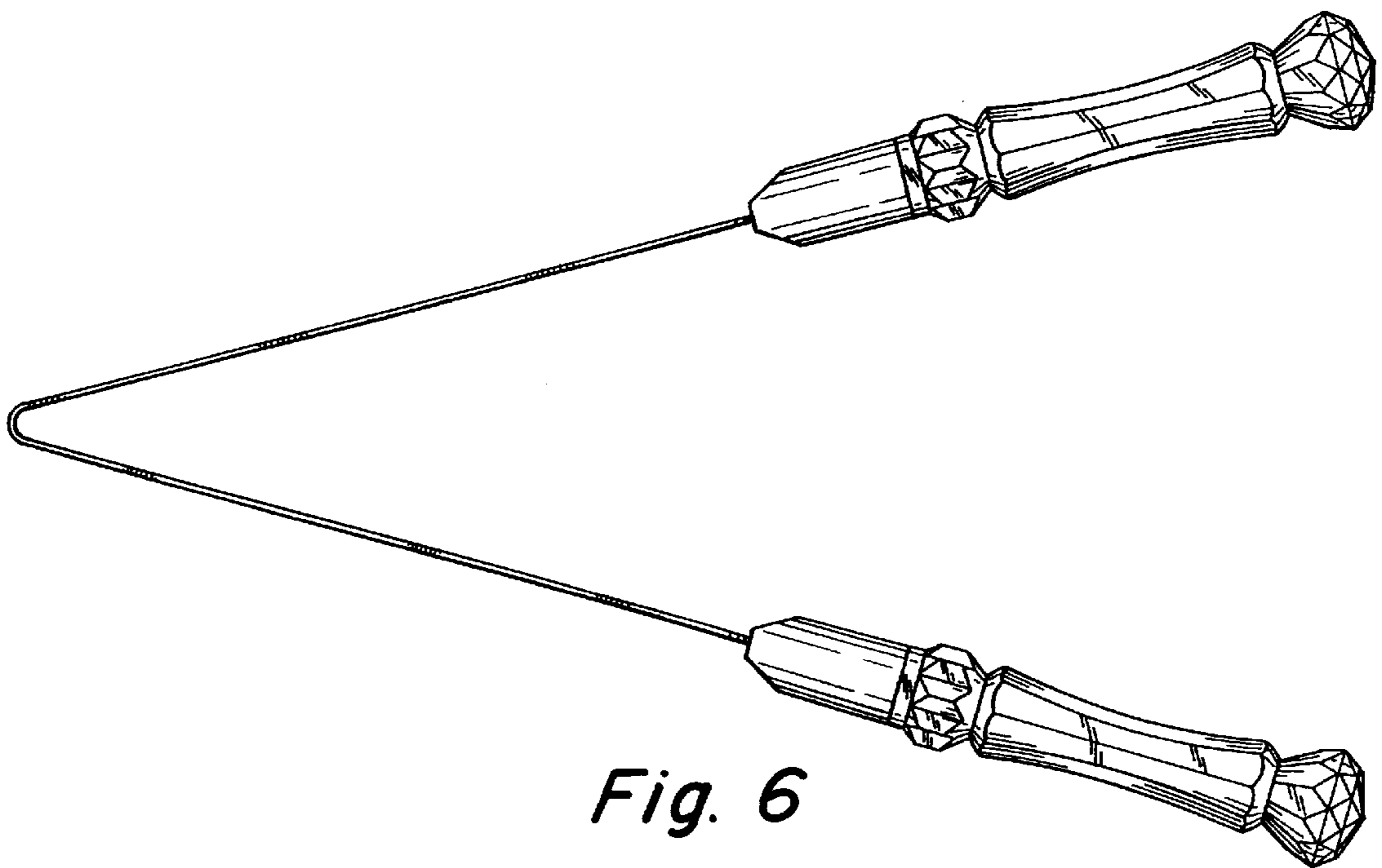
*Fig. 3*



*Fig. 4*



*Fig. 5*



*Fig. 6*