



US00D446426B1

(12) **United States Design Patent**
Riemer

(10) **Patent No.:** **US D446,426 S**

(45) **Date of Patent:** **** Aug. 14, 2001**

(54) **DISPOSABLE FLATWARE WITH HATCHED DESIGN**

(75) Inventor: **Derek Riemer**, Westford, MA (US)

(73) Assignee: **Georgia-Pacific Corporation**, Atlanta, GA (US)

(**) Term: **14 Years**

(21) Appl. No.: **29/133,653**

(22) Filed: **Dec. 1, 2000**

(51) **LOC (7) Cl.** **07-03**

(52) **U.S. Cl.** **D7/645**

(58) **Field of Search** D7/642, 645, 649,
D7/650, 652, 653, 662-664, 401.2; 30/322,
324, 328, 340, 343, 345

(56) **References Cited**

U.S. PATENT DOCUMENTS

D. 127,520	*	5/1941	Kevorkian	D7/650
D. 153,617	*	5/1949	Mercer	D7/653
D. 182,320	*	3/1958	Young et al.	D7/649
D. 215,242	*	9/1969	Perry	D7/653
D. 318,600		7/1991	Lillelund et al.	D7/643
D. 340,842		11/1993	Richmond	D7/653
D. 363,650		10/1995	Bouilhet	D7/645
D. 368,209		3/1996	Decker	D7/653
D. 387,954		12/1997	DeBrady	D7/645
D. 417,123	*	11/1999	Bos et al.	D7/401.2
2,075,310	*	3/1937	Sprague, Jr.	30/353
2,568,833	*	9/1951	Storch	30/342

OTHER PUBLICATIONS

Commercially existing designs, i.e., Cutlery Design "O" (Current Dixie); Cutlery Design "P" (Prairie Ware); and Cutlery Design "Q" (Comet).

* cited by examiner

Primary Examiner—Caron D. Veynar

(74) *Attorney, Agent, or Firm*—Michael W. Ferrell

(57) **CLAIM**

The ornamental design for disposable flatware with hatched design, as shown.

DESCRIPTION

A portion of the disclosure of this patent document contains material to which a claim for copyright is made. The copyright owner has no objection to the facsimile reproduction by anyone of the patent document or the patent disclosure as it appears in the Patent and Trademark Office patent file or records, but reserves all other copyright rights whatsoever.

FIG. 1 is a top plan view of disposable flatware with hatched design showing my new design as embodied in a spoon; FIG. 2 is a bottom plan view of the spoon of FIG. 1; FIG. 3 is a left side view of the spoon of FIG. 1; FIG. 4 is a right side view of the spoon of FIG. 1; FIG. 5 is an end view of the spoon of FIG. 1 showing the utensil end thereof; FIG. 6 is an end view of the spoon of FIG. 1 showing the handle end thereof; FIG. 7 is a top plan view of disposable flatware with hatched design showing my new design as embodied in a fork; FIG. 8 is a bottom plan view of the fork of FIG. 7; FIG. 9 is a left side view of the fork of FIG. 7; FIG. 10 is a right side view of the fork of FIG. 7; FIG. 11 is an end view of the fork of FIG. 7 showing the utensil end thereof; FIG. 12 is an end view of the fork of FIG. 7 showing the handle end thereof; FIG. 13 is a top plan view of disposable flatware with hatched design showing my new design as embodied in a knife; FIG. 14 is a bottom plan view of the knife of FIG. 13; FIG. 15 is a left side view of the knife of FIG. 13; FIG. 16 is a right side view of the knife of FIG. 13; FIG. 17 is an end view of the knife of FIG. 13 showing the utensil end thereof; and, FIG. 18 is an end view of the knife of FIG. 13 showing the handle end thereof.

1 Claim, 5 Drawing Sheets




FIG. 1

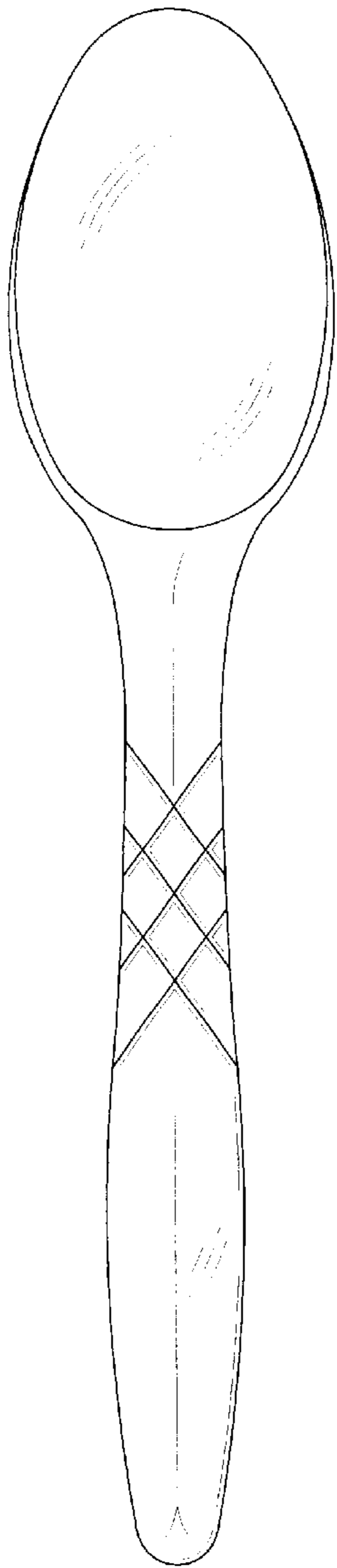


FIG. 7

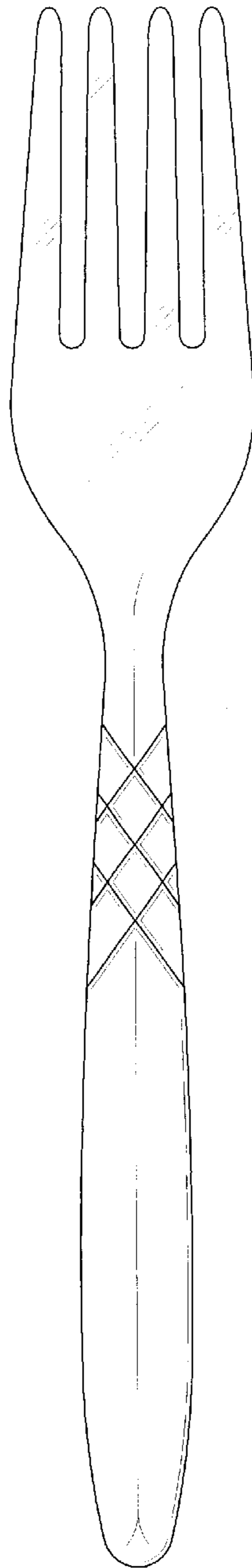


FIG. 13

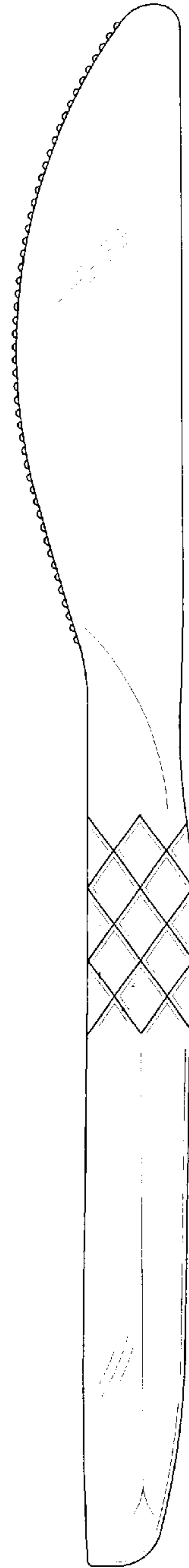


FIG. 14



FIG. 8

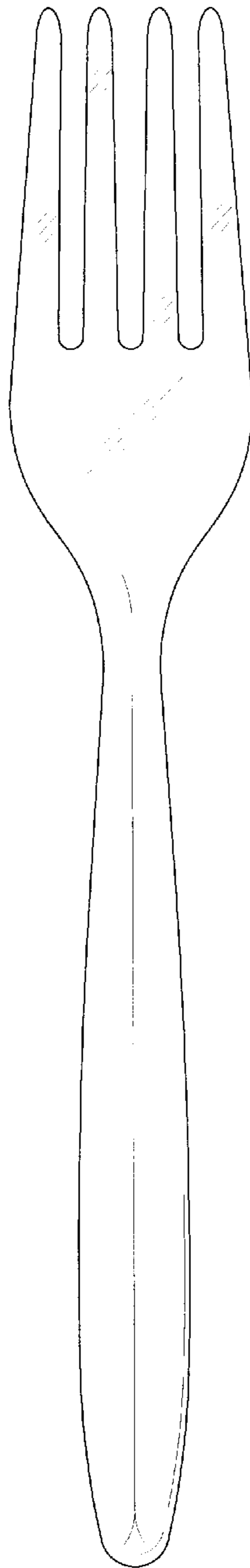


FIG. 2

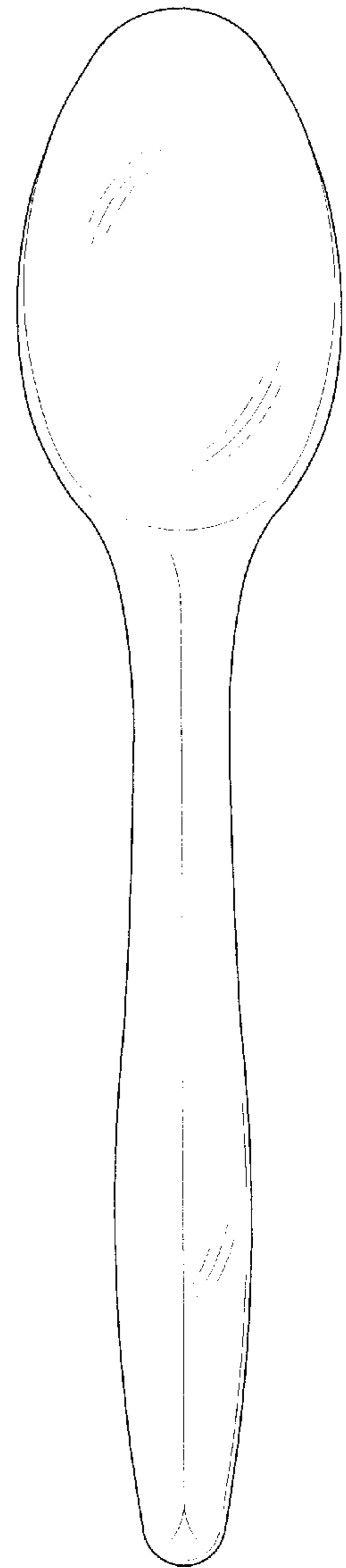


FIG. 15




FIG. 9

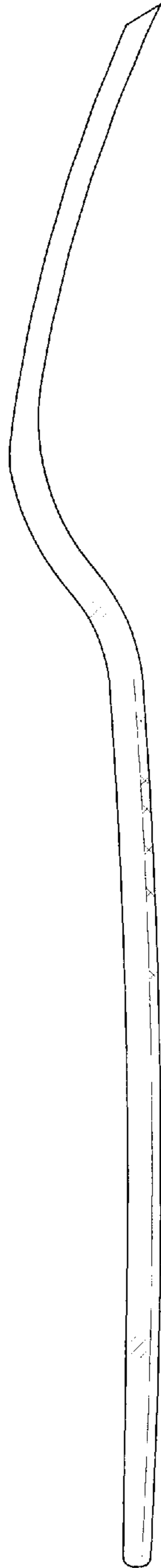


FIG. 3

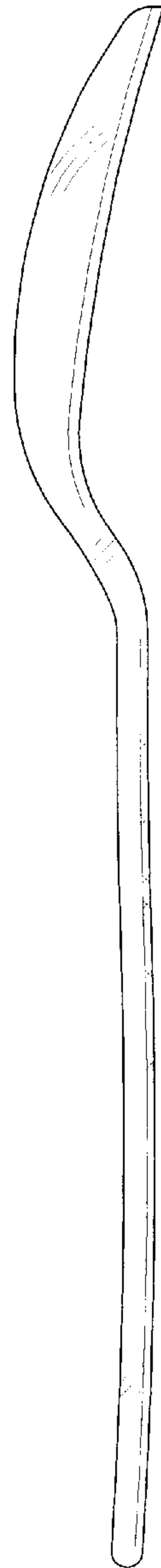


FIG. 4

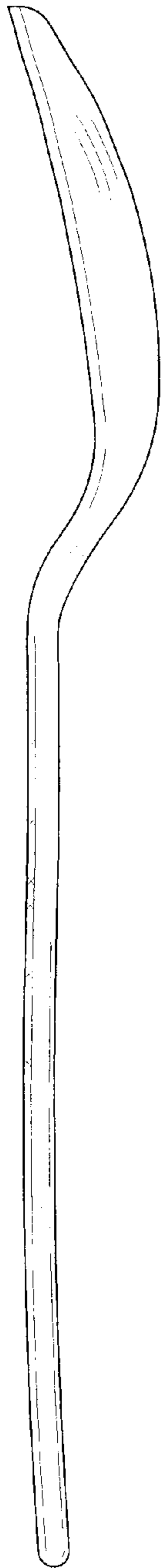


FIG. 10

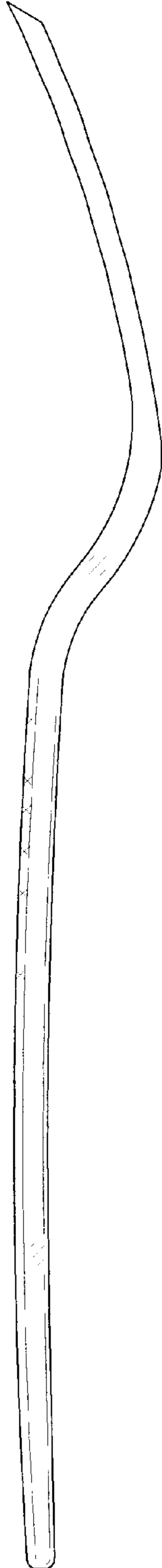


FIG. 16



FIG. 5

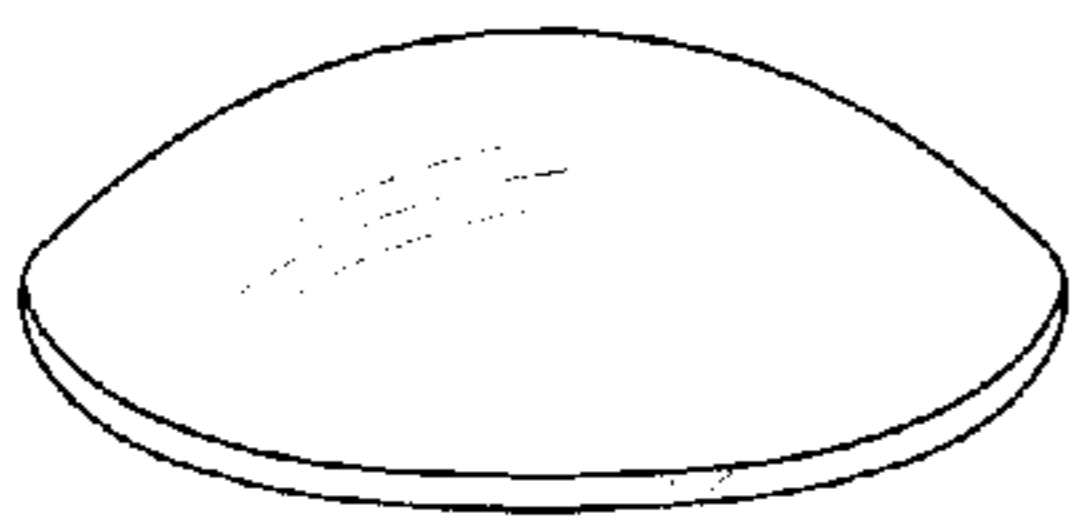


FIG. 11

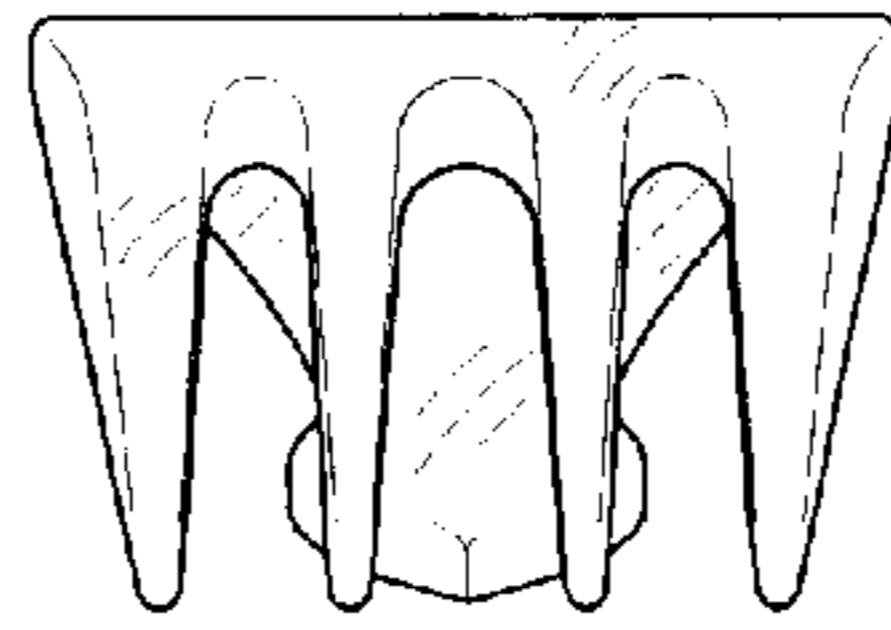


FIG. 17

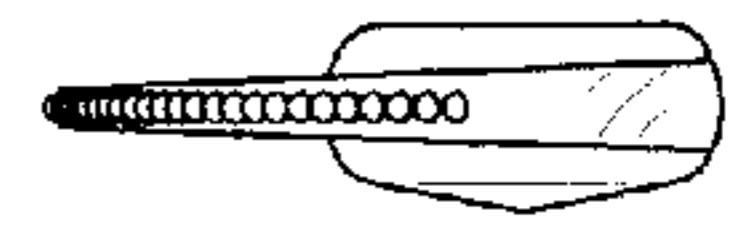


FIG. 6

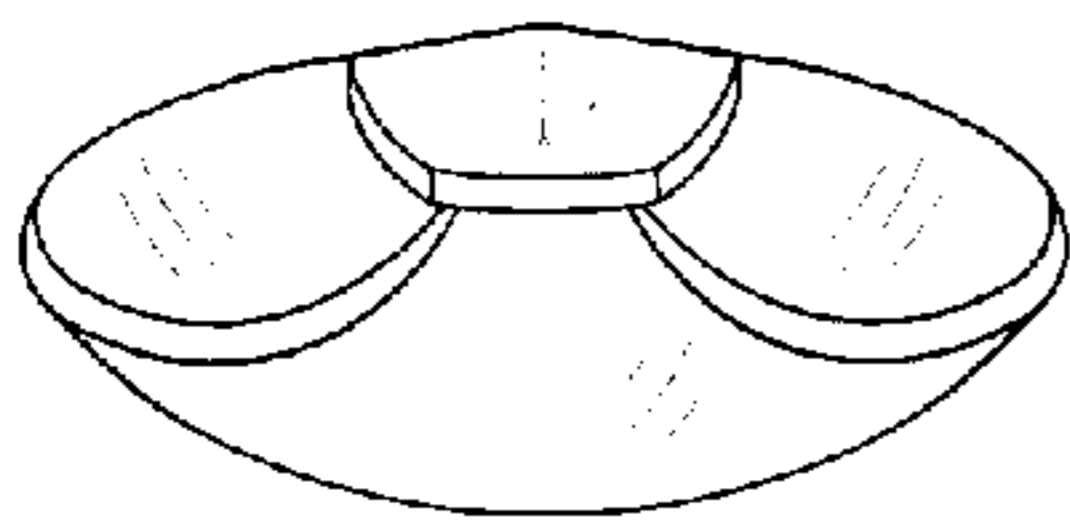


FIG. 12

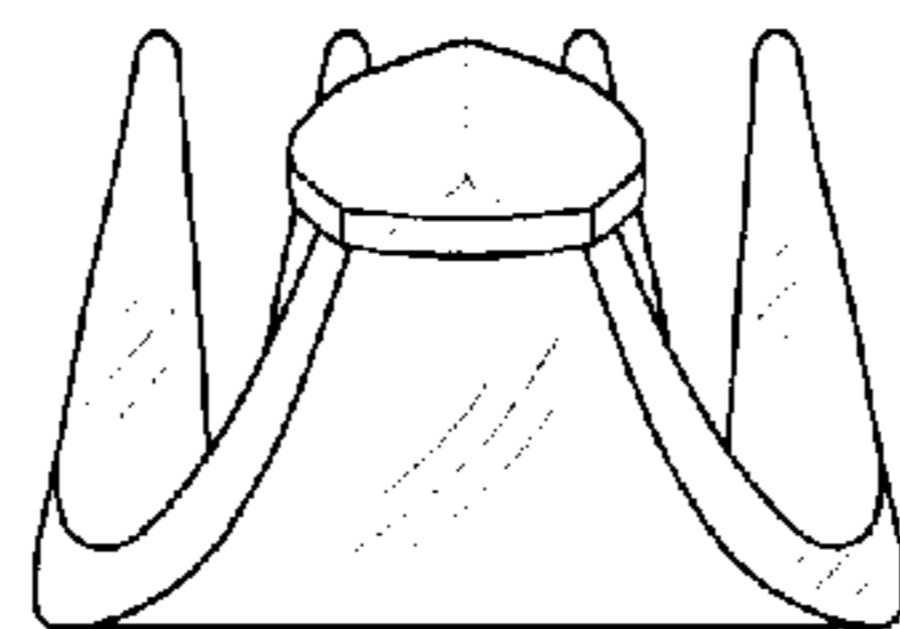


FIG. 18

