



US00D446425B1

(12) **United States Design Patent**
Wei

(10) **Patent No.:** **US D446,425 S**

(45) **Date of Patent:** **** Aug. 14, 2001**

(54) **PAIR OF CHOPSTICKS**

(76) Inventor: **Chamer Wei**, 1101 Old Connecticut Path, Framingham, MA (US) 01701

(**) Term: **14 Years**

(21) Appl. No.: **29/123,762**

(22) Filed: **May 24, 2000**

(51) **LOC (7) Cl.** **07-03**

(52) **U.S. Cl.** **D7/642**

(58) **Field of Search** D7/642; 294/1.1, 294/99.2, 100

(56) **References Cited**

U.S. PATENT DOCUMENTS

D. 242,760	12/1976	Jensen	D7/644
D. 283,192	4/1986	Kono	D7/642
D. 345,086	3/1994	Shapiro	D7/642
D. 374,379	10/1996	Jee	D7/642
D. 433,883 *	11/2000	Wei	D7/642
4,973,095	11/1990	Kunihisa	294/99.2
5,056,841	10/1991	Yong	294/1.1
5,277,464	1/1994	Okun	294/1.1
5,431,465	7/1995	Shibata	294/1.1

FOREIGN PATENT DOCUMENTS

2610501 A1 *	2/1987	(FR)	294/33 X
2074215	3/1990	(JP)	A47G/21/10
3090106	4/1991	(JP)	A47G/21/10
3170114	7/1991	(JP)	A47G/21/10
4215712	8/1992	(JP)	A47G/21/10
5123238	5/1993	(JP)	A47G/21/10
5269037	10/1993	(JP)	A47G/21/10
6007236	1/1994	(JP)	A47G/21/10
6090845	4/1994	(JP)	A47G/21/10
6169835	6/1994	(JP)	A47G/21/10
6189844	7/1994	(JP)	A47G/21/10
7194473	8/1995	(JP)	A47G/21/10
7213406	8/1995	(JP)	A47G/21/10
7213407	8/1995	(JP)	A47G/21/10
7284437	10/1995	(JP)	A47G/21/10

8010124	1/1996	(JP)	A47G/21/10
8196404	8/1996	(JP)	A47G/21/10
8224154	9/1996	(JP)	A47G/21/10
8243000	9/1996	(JP)	A47G/21/10
8280515	10/1996	(JP)	A47G/21/10
8280516	10/1996	(JP)	A47G/21/10
8294440	11/1996	(JP)	A47G/21/00
9252910	9/1997	(JP)	A47G/21/10
10137101	5/1998	(JP)	A47G/21/10

OTHER PUBLICATIONS

Co-pending Design application No. 29/111,390; filed Sep. 25, 1999 for Pair of Chopsticks; Wei, Chamer.

* cited by examiner

Primary Examiner—Caron D. Veynar

(74) *Attorney, Agent, or Firm*—Sharon L. Day

(57) **CLAIM**

The ornamental design for a pair of chopsticks, as shown and described.

DESCRIPTION

FIG. 1 is a front, bottom perspective view of an operative pair of chopsticks showing my new design in full lines, with broken lines showing the environmental matter being for illustrative purposes only and forming no part of the claimed design;

FIG. 2 is a plan view of the pair of chopsticks as viewed from the bottom of FIG. 6;

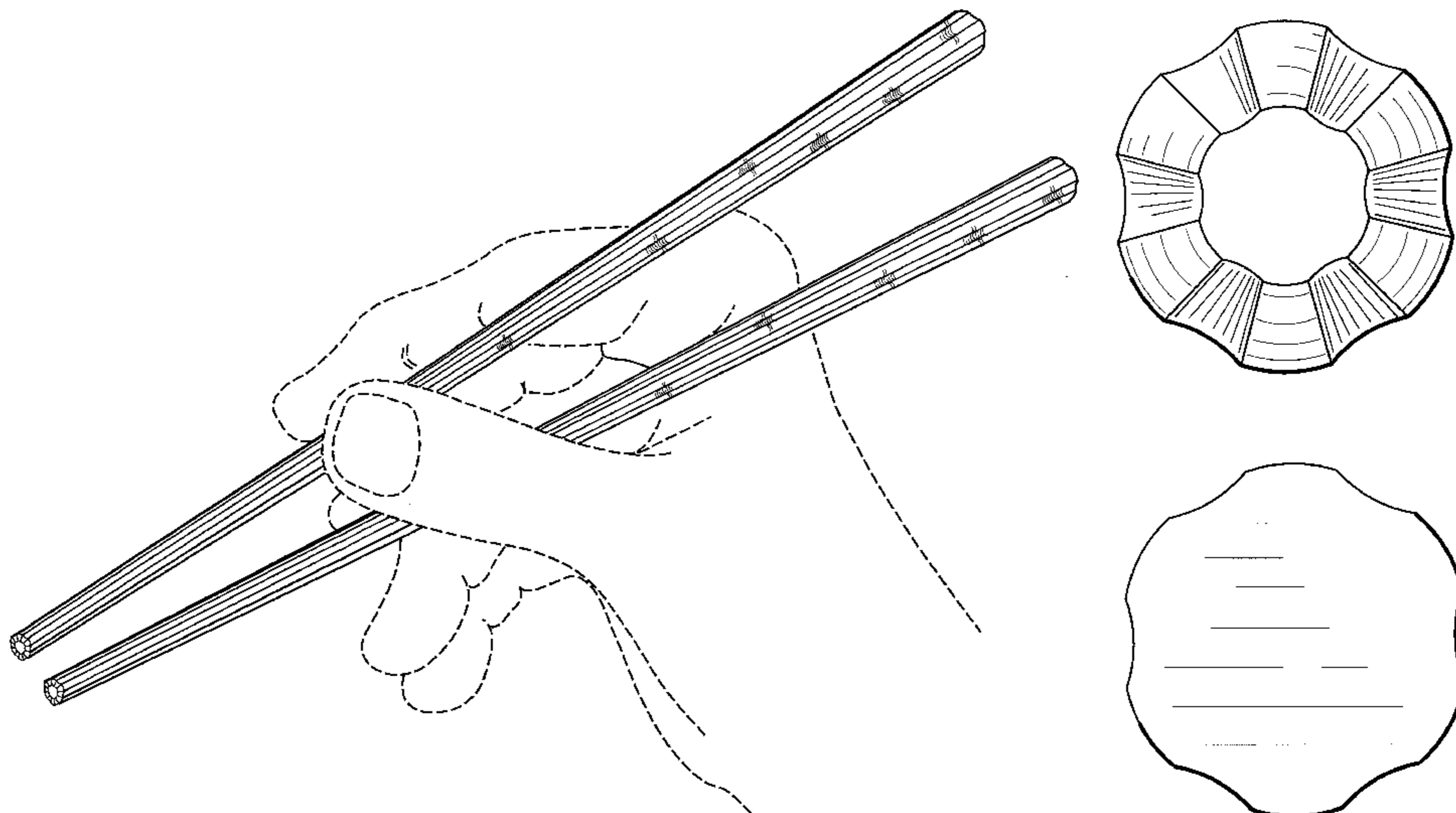
FIG. 3 is a top plan view of the pair of chopsticks as viewed from the top of FIG. 6;

FIG. 4 is an enlarged left end view of one of the pair of chopsticks for ease of illustration as viewed from the left of FIG. 2;

FIG. 5 is an enlarged right end view of one of the pair of chopsticks for ease of illustration viewed from the right of FIG. 2; and,

FIG. 6 is an enlarged cross section view of the pair of chopsticks taken along the line 6—6 of FIG. 2.

1 Claim, 4 Drawing Sheets



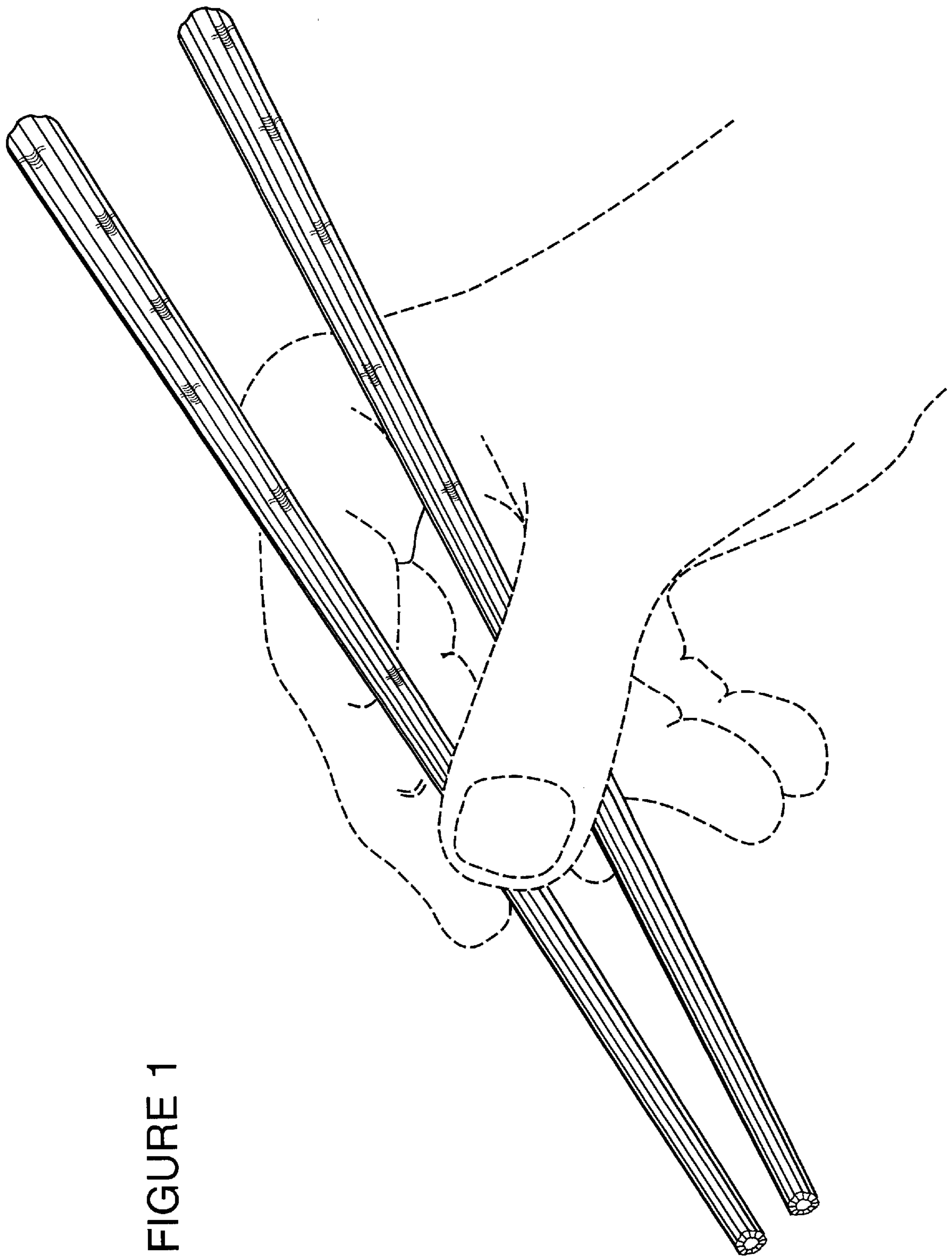


FIGURE 1

FIGURE 2

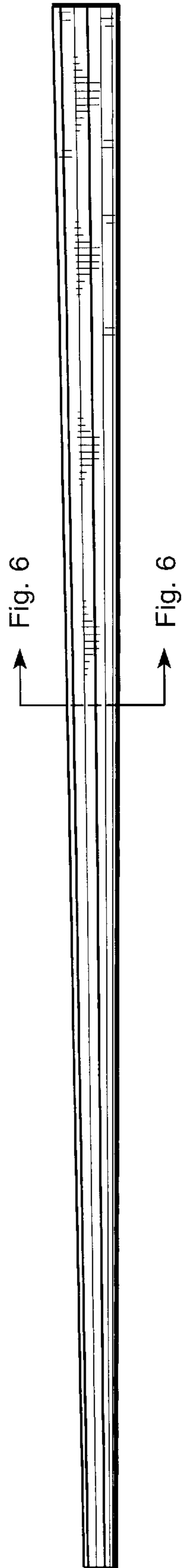


FIGURE 3

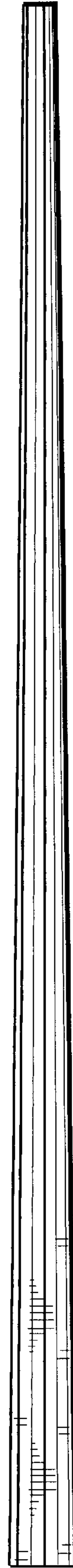


FIGURE 5

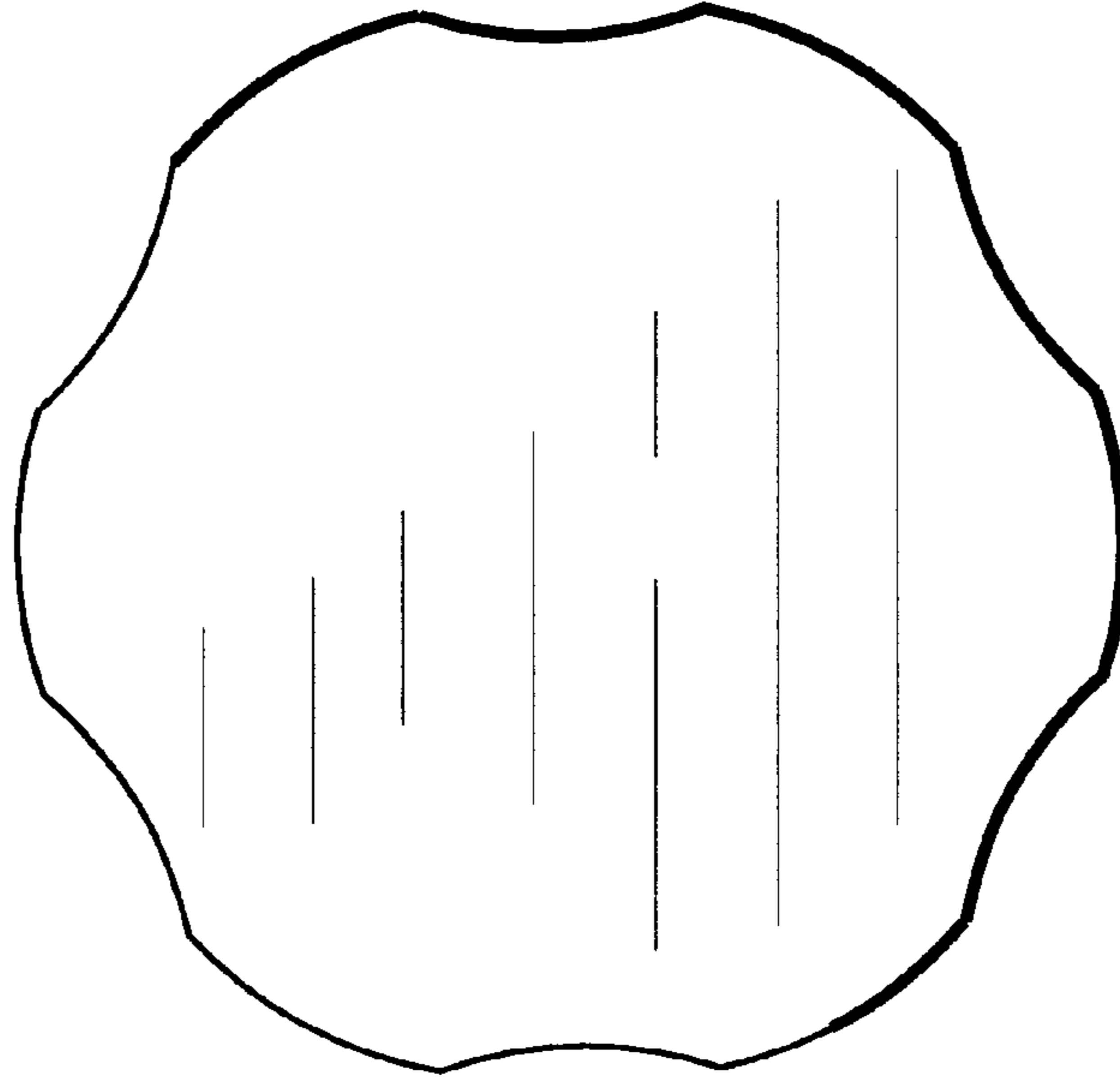
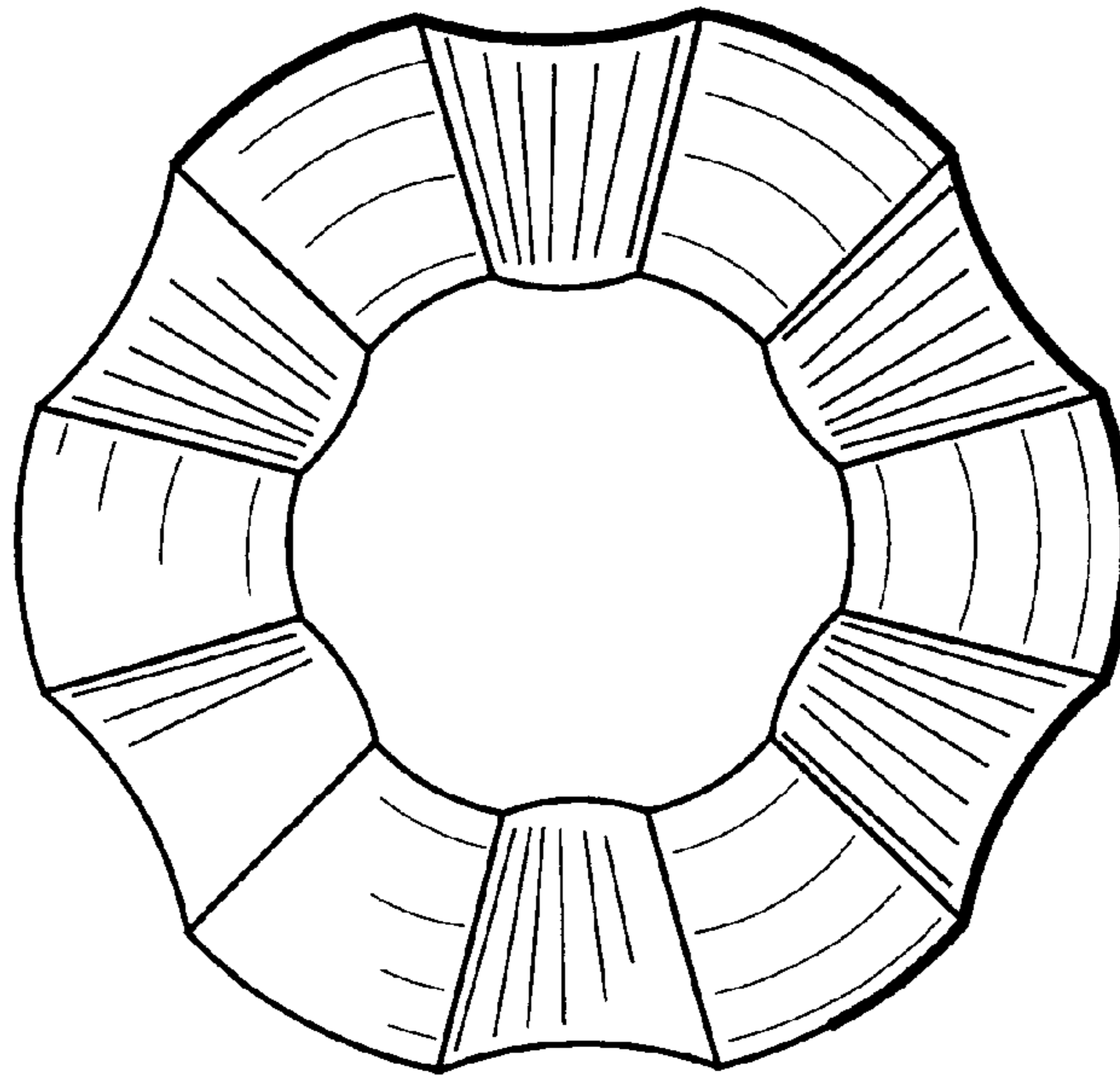


FIGURE 4



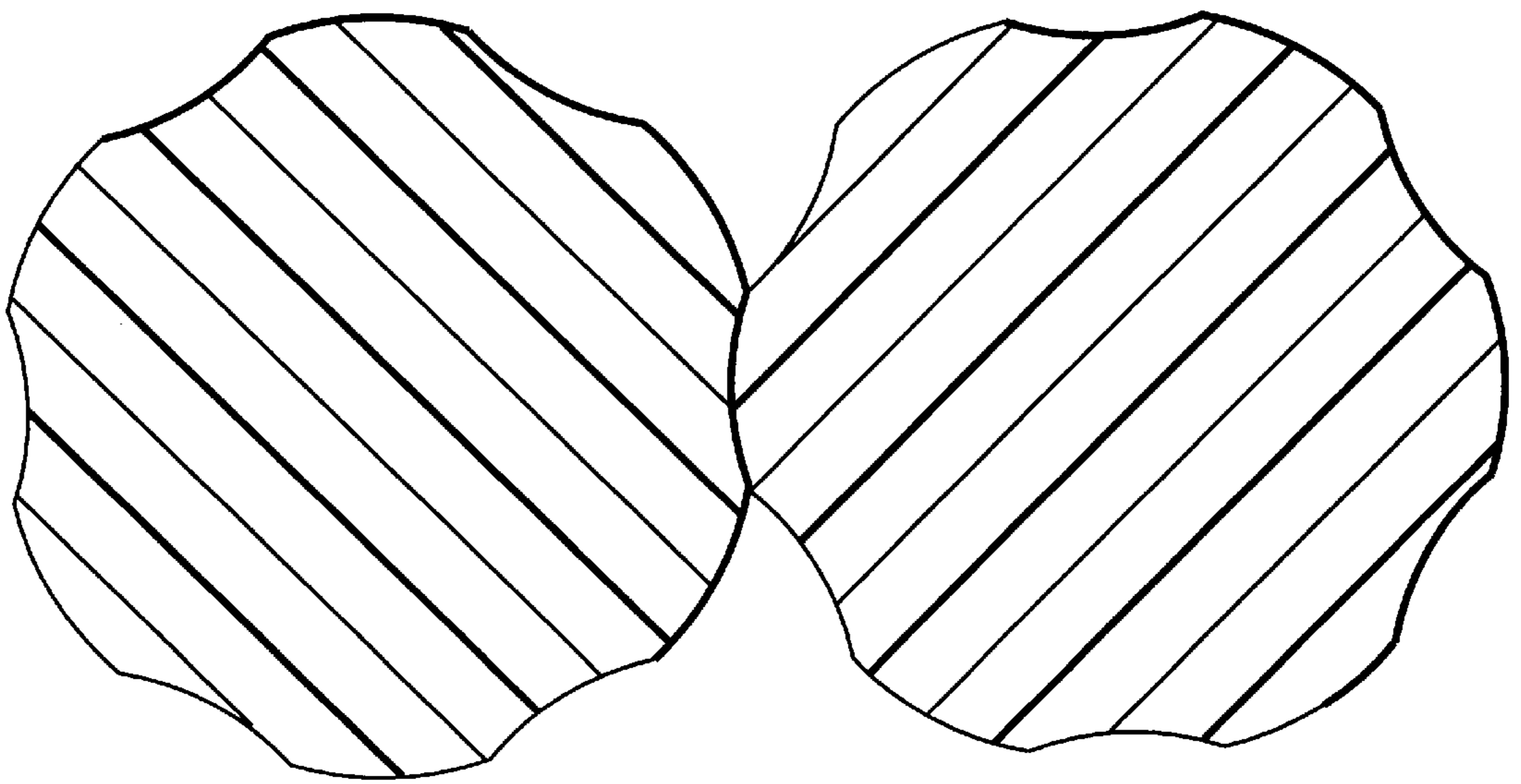


FIGURE 6