



US00D446409B1

(12) **United States Design Patent**  
**Walters-Dowding et al.**

(10) **Patent No.:** **US D446,409 S**  
(45) **Date of Patent:** **\*\* Aug. 14, 2001**

(54) **TWO-SHELF STAND**

(75) Inventors: **Andrea Walters-Dowding**, Dresden;  
**Lynn Lippert**, Newark; **Sun Lacy**,  
Newark; **Kent Shaeffer**, Newark, all of  
OH (US); **Russell Gilbert**; **Shane**  
**Mathews**, both of Mountain View, AR  
(US)

(73) Assignee: **The Longaberger Company**, Newark,  
OH (US)

(\*\*) Term: **14 Years**

(21) Appl. No.: **29/101,973**

(22) Filed: **Mar. 10, 1999**

**Related U.S. Application Data**

(63) Continuation-in-part of application No. 29/084,102, filed on  
Feb. 24, 1998, now Pat. No. Des. 423,820, which is a  
continuation-in-part of application No. 29/075,904, filed on  
Jul. 28, 1997, now Pat. No. Des. 397,898, which is a  
continuation-in-part of application No. 29/069,526, filed on  
Apr. 24, 1997, now Pat. No. Des. 397,563, which is a  
continuation-in-part of application No. 29/068,271, filed on  
Mar. 24, 1997, now Pat. No. Des. 415,366.

(51) **LOC (7) Cl.** ..... **06-04**

(52) **U.S. Cl.** ..... **D6/465**

(58) **Field of Search** ..... D6/396, 410, 449,  
D6/462-465; D3/201, 304, 306; 108/59;  
211/85.4, 34, 41.1-41.4, 133.2, 133.5, 181.1

(56) **References Cited**

**U.S. PATENT DOCUMENTS**

D. 312,717 \* 12/1990 Yau Kee ..... D6/465 X  
D. 317,686 \* 6/1991 Kee ..... D6/410

**OTHER PUBLICATIONS**

Stone County Ironworks catalog, ©1997, pp. 33-34 (Sas-  
safras, Brentwood, and Tiara Baker's Racks).

Apple Basket Antiques and Gifts, 1997 catalog (Basket  
Bench, Item 314).

\* cited by examiner

*Primary Examiner*—Cathron B. Matta

(74) *Attorney, Agent, or Firm*—Porter, Wright, Morris &  
Arthur LLP

(57) **CLAIM**

The ornamental design for a two-shelf stand, as shown and  
described.

**DESCRIPTION**

FIG. 1 is a perspective view of the two-shelf stand showing  
our new design;

FIG. 2 is an enlarged front view thereof;

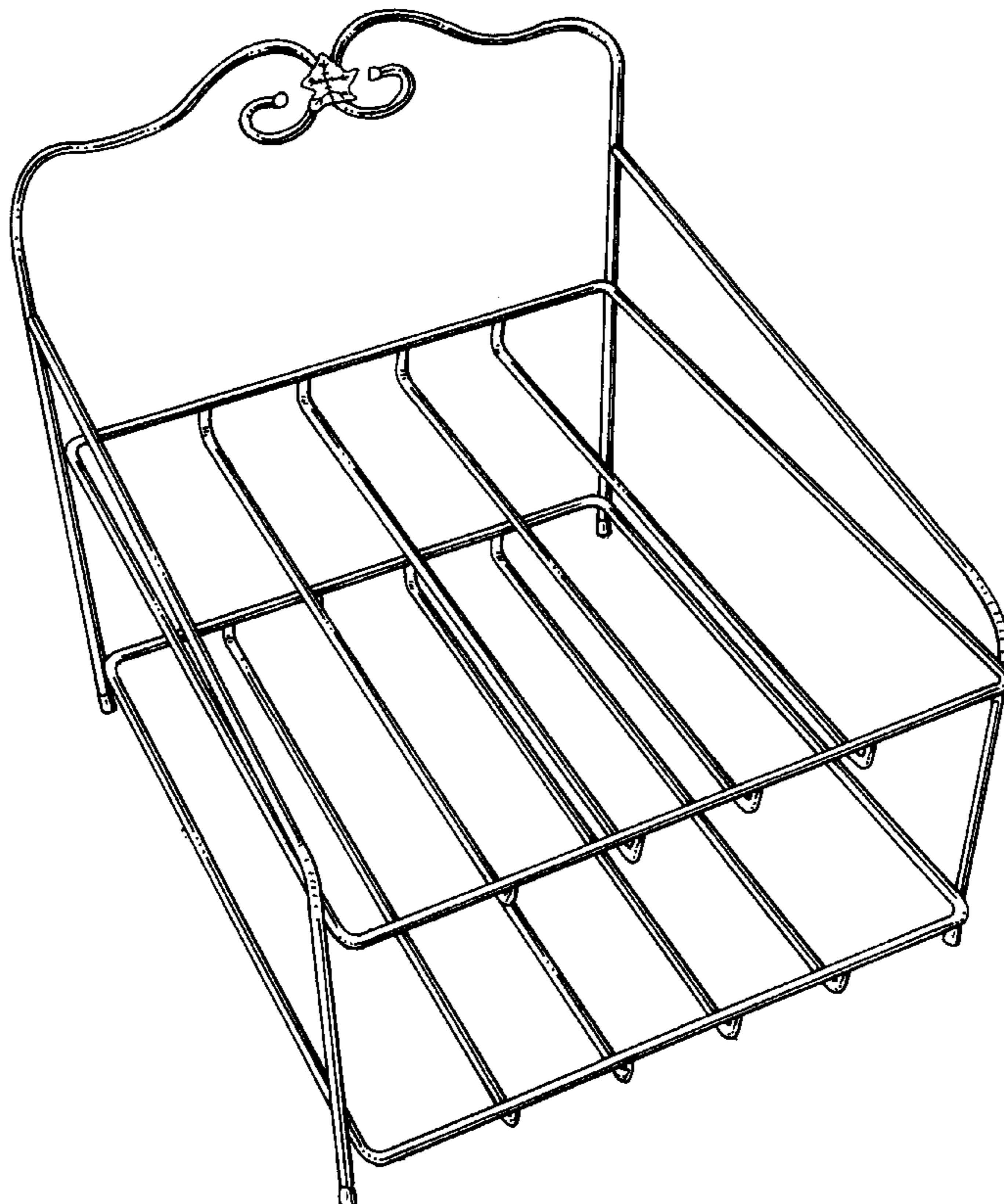
FIG. 3 is an enlarged top view thereof;

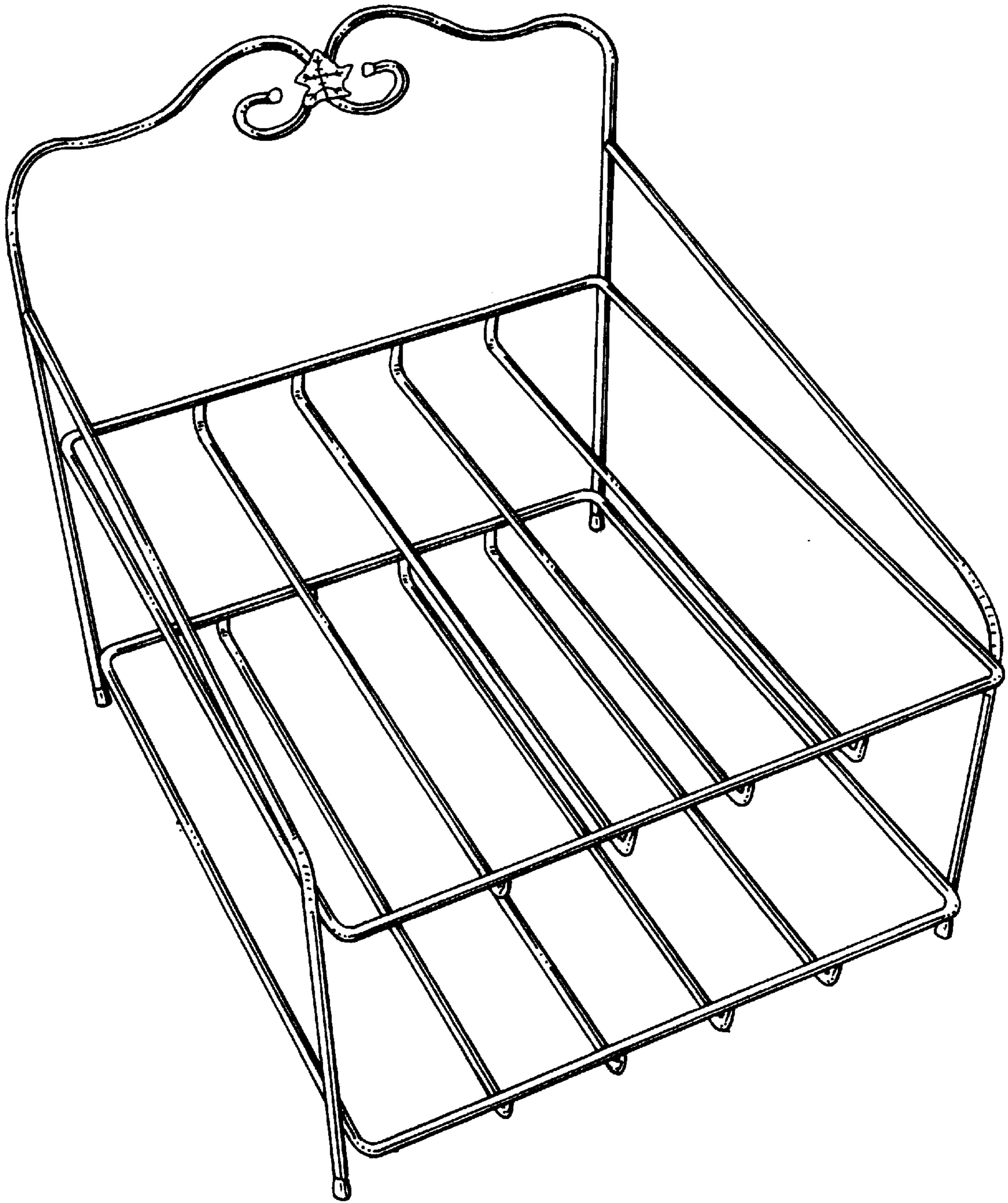
FIG. 4 is an enlarged side view thereof, the opposite side  
being a mirror image of this side;

FIG. 5 is an enlarged rear view thereof; and,


FIG. 6 is an enlarged bottom view thereof.

**1 Claim, 4 Drawing Sheets**



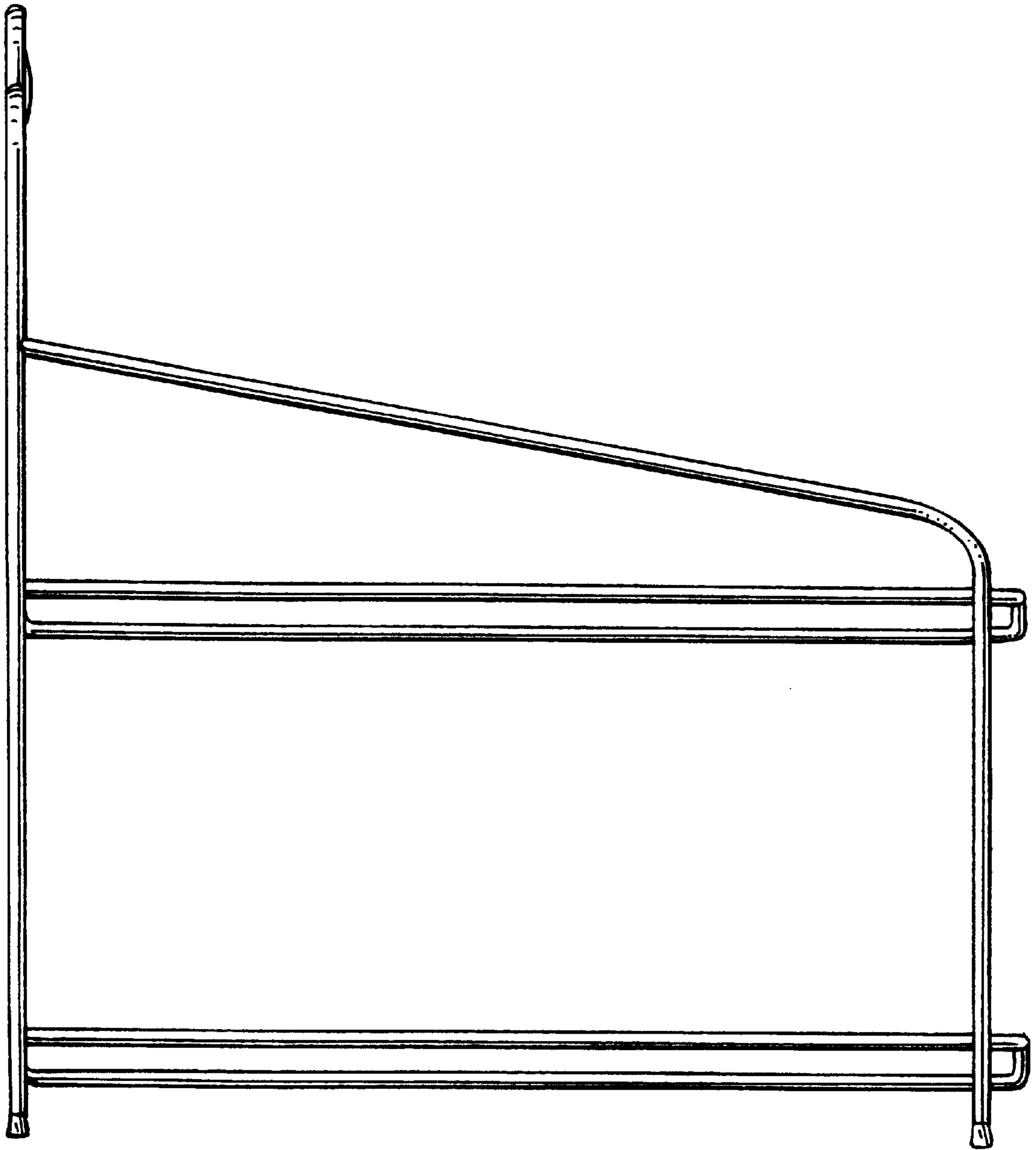


*Fig. 1*

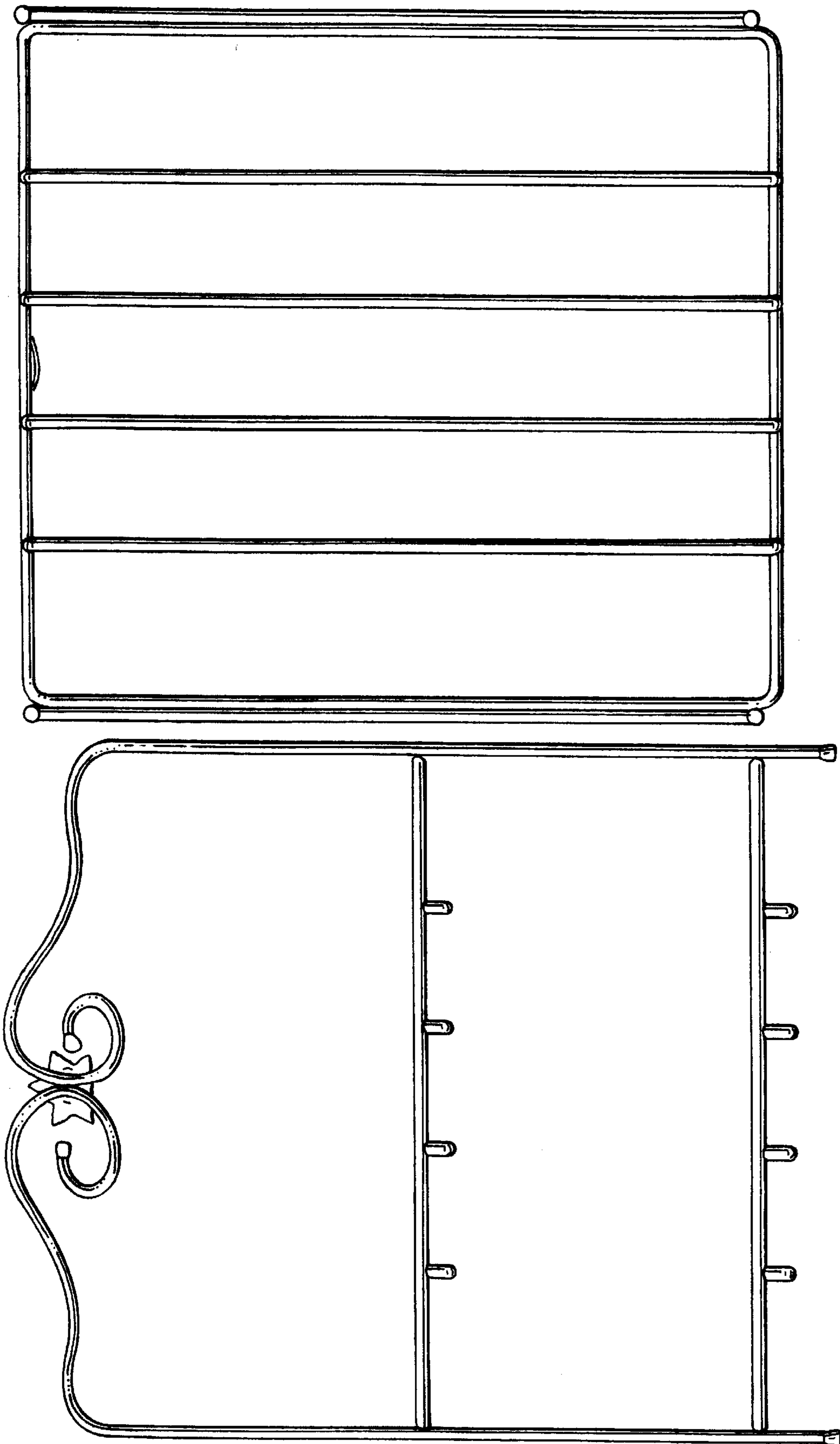


*Fig. 3*

*Fig. 2*



*Fig. 4*



*Fig. 6*

*Fig. 5*