



US00D446408B1

(12) **United States Design Patent**
Mathieu et al.

(10) **Patent No.: US D446,408 S**

(45) **Date of Patent: ** *Aug. 14, 2001**

(54) **CABINET**

D. 431,733 * 10/2000 Zimmerman D6/446
D. 432,281 * 10/2000 LaZar et al. D32/6

(75) Inventors: **Paul Mathieu**, Aix-en-Provence (FR);
Sherri Donghia; **Thomas Fuchs**, both
of New York, NY (US); **Masaru**
Suzuki, Brooklyn, NY (US); **Jennifer**
Hutton, West Islip, NY (US)

OTHER PUBLICATIONS

Willow and Reed, *Commode #192*, p. 52, 1970.*

* cited by examiner

Primary Examiner—Cathron C. Brooks

(73) Assignee: **Donghia Furniture/Textile Ltd.**, New
York, NY (US)

(74) *Attorney, Agent, or Firm*—Heslin & Rothenberg, P.C.

(*) Notice: This patent is subject to a terminal dis-
claimer.

(57) **CLAIM**

The ornamental design for the cabinet, as shown and
described.

(**) Term: **14 Years**

DESCRIPTION

(21) Appl. No.: **29/120,177**

FIG. 1 is a perspective view of the cabinet comprising our
new design;

(22) Filed: **Mar. 15, 2000**

FIG. 2 is a top plan view thereof;

(51) **LOC (7) Cl.** **06-04**

FIG. 3 is a front elevational view thereof;

(52) **U.S. Cl.** **D6/446**

FIG. 4 is a left side elevational view thereof, the right side
elevational view being a mirror image thereof; and,

(58) **Field of Search** D6/432-448; 312/204

FIG. 5 is a front elevational view of a second embodiment
of the cabinet, shown in FIG. 1, the sole difference residing
in the joining together of two cabinets.

(56) **References Cited**

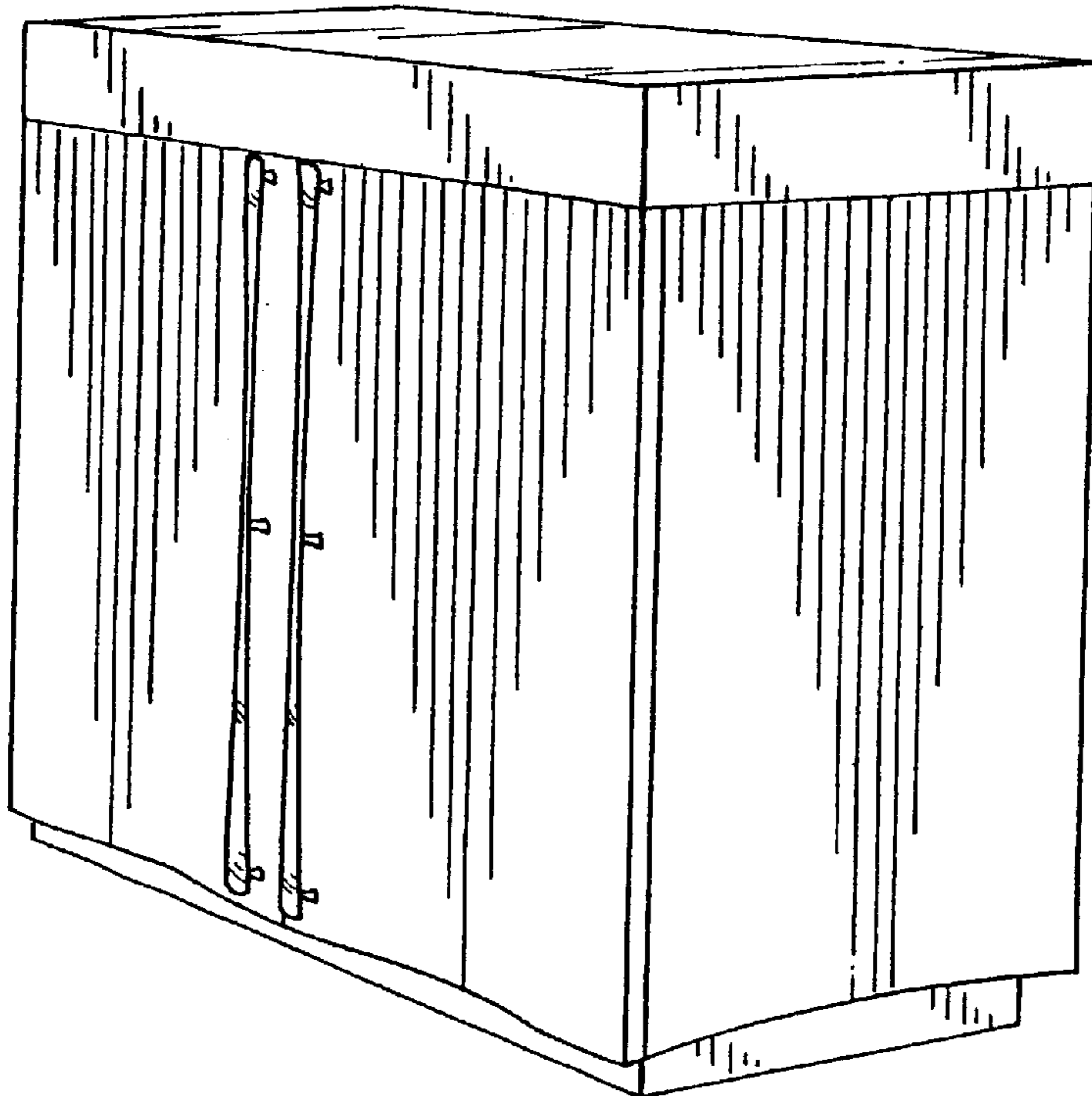
U.S. PATENT DOCUMENTS

- D. 100,124 * 6/1936 Rockola D6/446 X
- D. 103,073 * 2/1937 Morgan D6/445
- D. 284,243 * 6/1986 Barber D6/432
- D. 318,582 * 7/1991 Hollington D6/446
- D. 407,385 * 3/1999 Belanger et al. D6/446 X

The broken line showing of an additional cabinet in FIG. 5
is for illustrative purposes only and forms no part of the
claimed design.

The bottom and rear form no part of the claimed design.

1 Claim, 3 Drawing Sheets



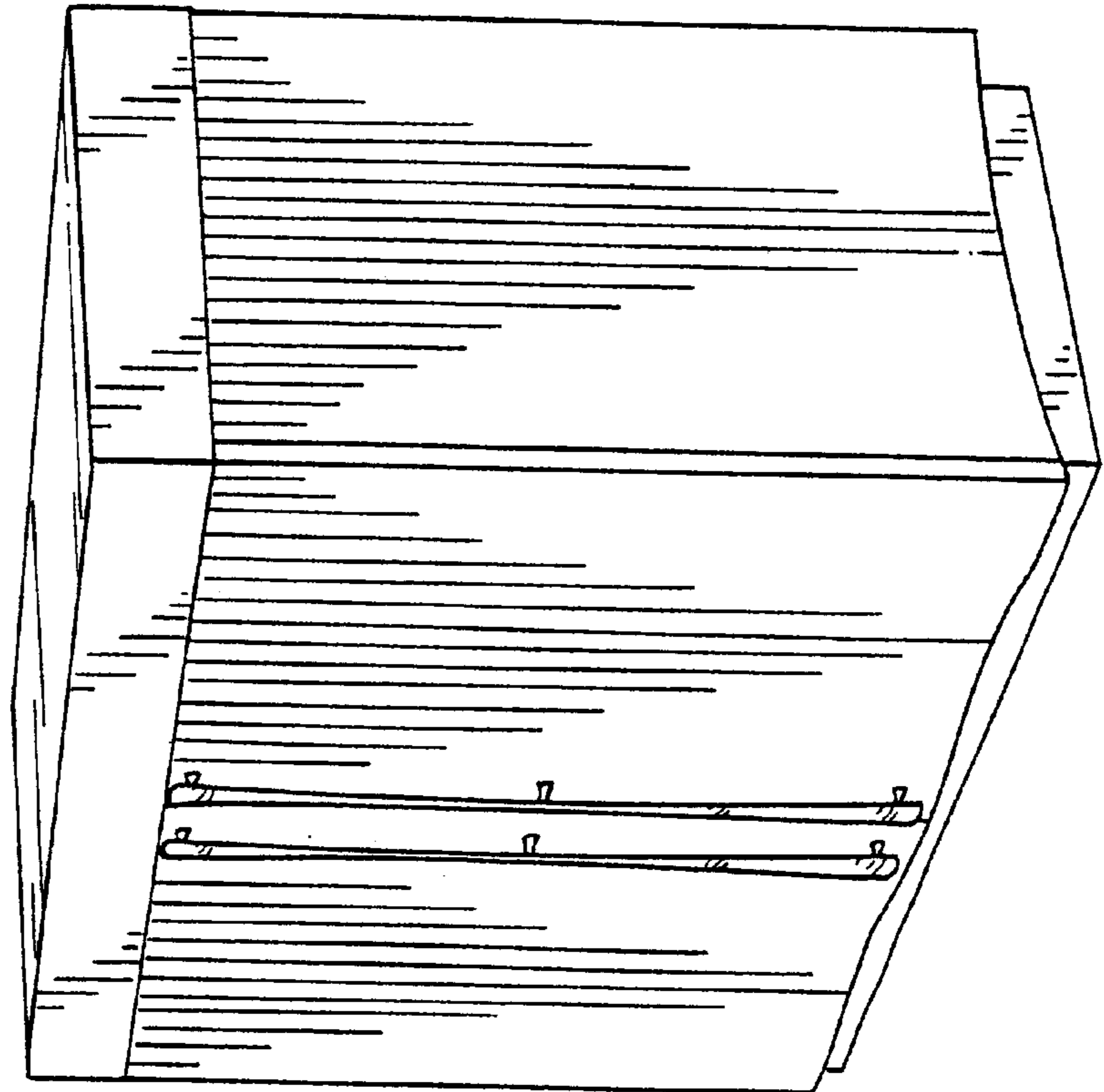


FIG. 1

FIG. 2

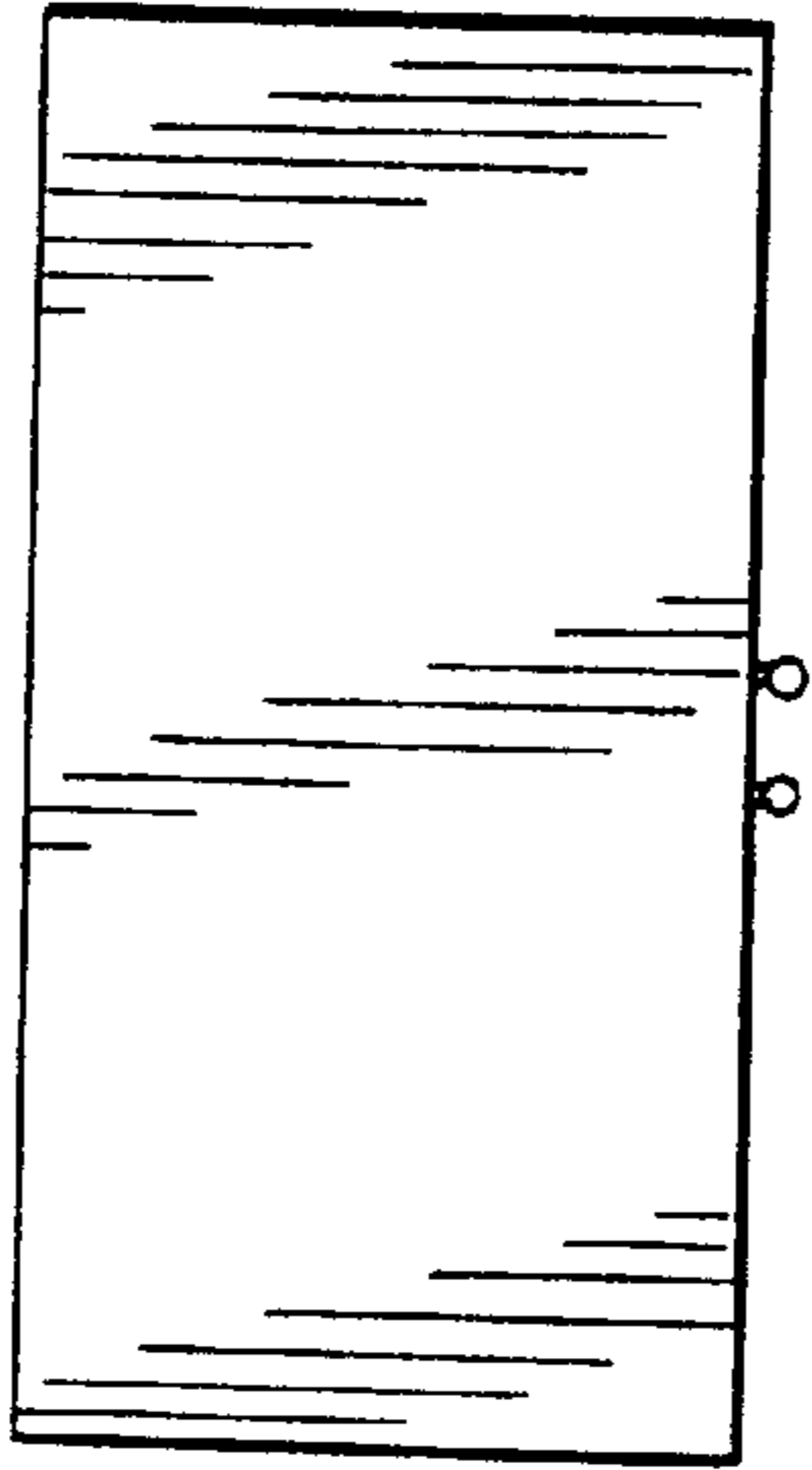


FIG. 3





FIG. 4






FIG. 5