



US00D446405B1

(12) **United States Design Patent**
Sabo et al.

(10) **Patent No.:** **US D446,405 S**

(45) **Date of Patent:** **** Aug. 14, 2001**

(54) **ETAGERE**

(75) **Inventors:** **Irving Sabo, Milton, VT (US); Craig Stout, Redding, CT (US)**

(73) **Assignee:** **Ethan Allen Marketing Inc., Danbury, CT (US)**

(**) **Term:** **14 Years**

(21) **Appl. No.:** **29/130,384**

(22) **Filed:** **Sep. 29, 2000**

(51) **LOC (7) Cl.** **06-04**

(52) **U.S. Cl.** **D6/436; D6/446**

(58) **Field of Search** **D6/432-448; 312/107, 312/114, 117, 204, 224, 257.1**

(56) **References Cited**

U.S. PATENT DOCUMENTS

- D. 46,247 * 8/1914 Curtiss D6/470
- D. 352,607 * 11/1994 Woudstra D6/446
- D. 374,135 * 10/1996 Roig et al. D6/436

- D. 416,144 * 11/1999 Walters, III et al. D6/437
- D. 427,453 * 7/2000 Lacroix et al. D6/446
- D. 427,806 * 7/2000 Lacroix et al. D6/445
- D. 428,280 * 7/2000 Walters, III et al. D6/446
- D. 439,438 * 3/2001 Mathieu et al. D6/436

* cited by examiner

Primary Examiner—Cathron C. Brooks

(74) *Attorney, Agent, or Firm*—Gabriel P. Katona L.L.P.


(57) **CLAIM**

The ornamental design for an etagere, as shown and described.

DESCRIPTION

FIG. 1 is a perspective view of the new design;
 FIG. 2 is a top view thereof;
 FIG. 3 is a side view thereof, the opposite side view being a mirror image thereof;
 FIG. 4 being a rear view thereof; and,
 FIG. 5 being a bottom view thereof.

1 Claim, 3 Drawing Sheets






FIG. 1

FIG. 2




FIG. 3

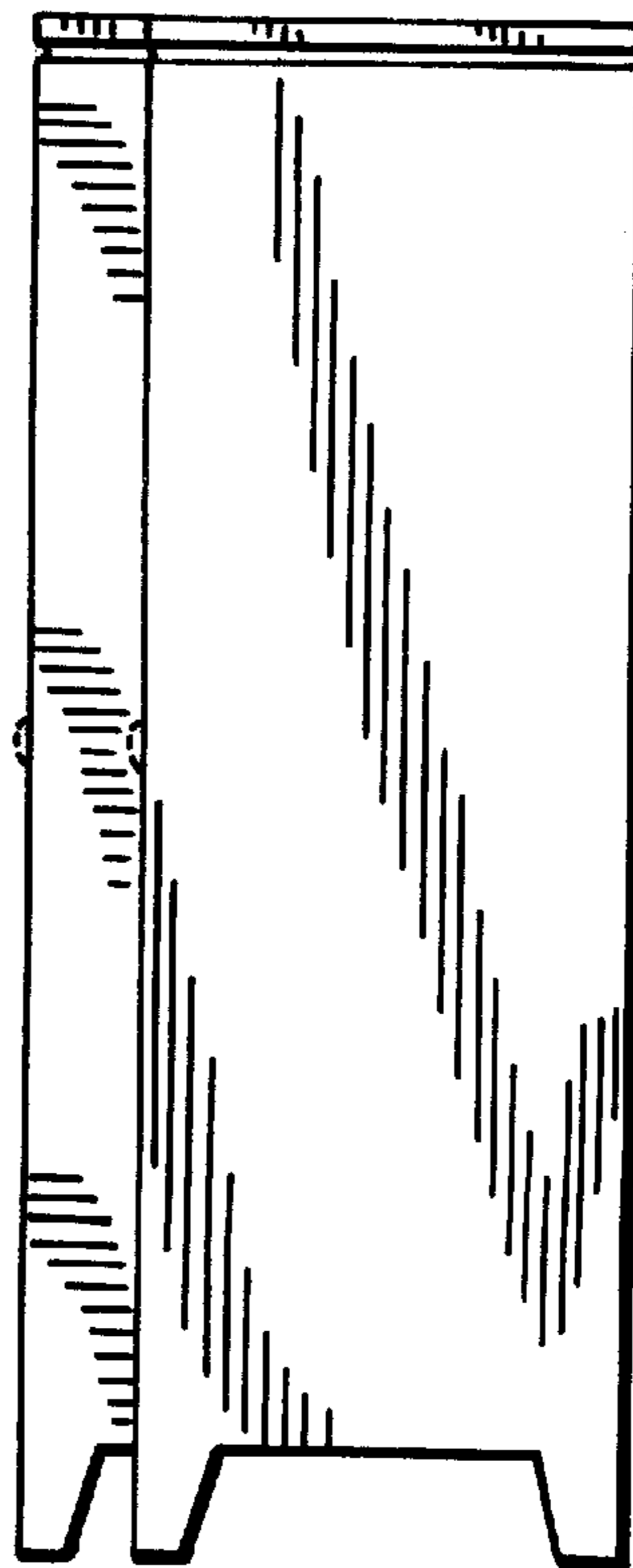


FIG. 4

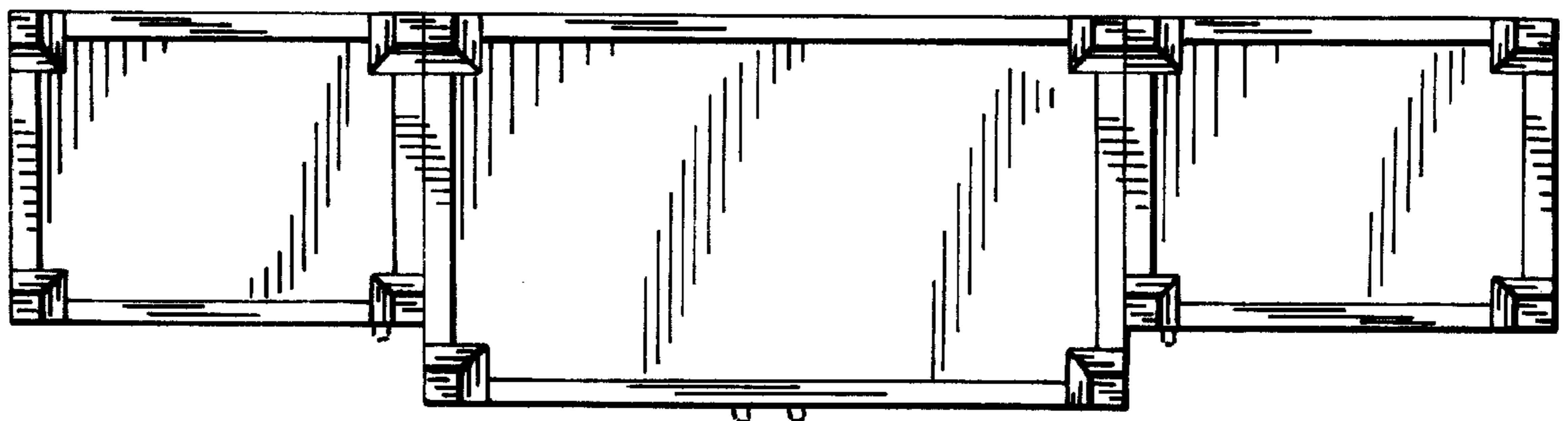
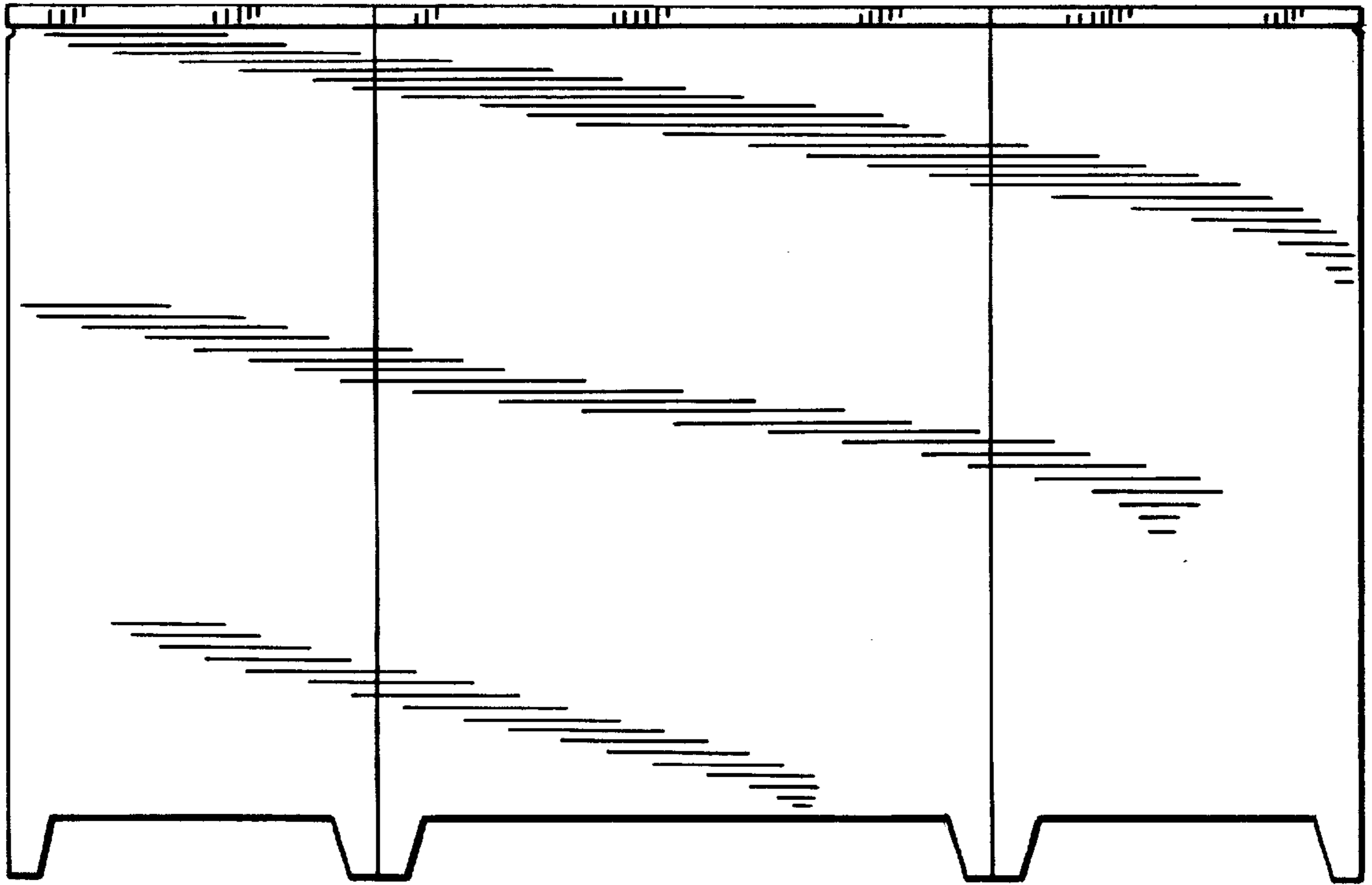


FIG. 5