



US00D446401B1

(12) **United States Design Patent**  
**Olson**

(10) **Patent No.:** **US D446,401 S**

(45) **Date of Patent:** **\*\* Aug. 14, 2001**

(54) **CHAIR**

D. 410,802 \* 6/1999 Olson ..... D6/379  
D. 425,720 \* 5/2000 Smith ..... D6/380

(75) Inventor: **Ogden R. Olson**, Muscatine, IA (US)

**OTHER PUBLICATIONS**

(73) Assignee: **HON Technology Inc.**, Muscatine, IA (US)

Interiors, p. 111, chair at mid-page left, May. 1989.\*

(\*\*) Term: **14 Years**

\* cited by examiner

(21) Appl. No.: **29/124,389**

*Primary Examiner*—Gary D. Watson

(22) Filed: **Jun. 5, 2000**

(74) *Attorney, Agent, or Firm*—Jones, Day, Reavis & Pogue

(51) **LOC (7) Cl.** ..... **06-01**

(52) **U.S. Cl.** ..... **D6/379**

(58) **Field of Search** ..... D6/334, 374, 375,  
D6/379, 380, 500, 501, 502; 297/445.1,  
446.1

(57) **CLAIM**

The ornamental design for a chair, as shown and described.

(56) **References Cited**

**DESCRIPTION**

**U.S. PATENT DOCUMENTS**

- D. 391,778 \* 3/1998 Cretcher ..... D6/379
- D. 405,286 \* 2/1999 James et al. .... D6/379
- D. 405,620 \* 2/1999 Koepke et al. .... D6/379
- D. 409,408 \* 5/1999 James et al. .... D6/379

FIG. 1 is a front left perspective view of a chair showing my new design;  
FIG. 2 is a front view thereof;  
FIG. 3 is a top view thereof;  
FIG. 4 is a right side view, the opposite view being a mirror image thereof; and,  
FIG. 5 is a rear view thereof.

**1 Claim, 2 Drawing Sheets**

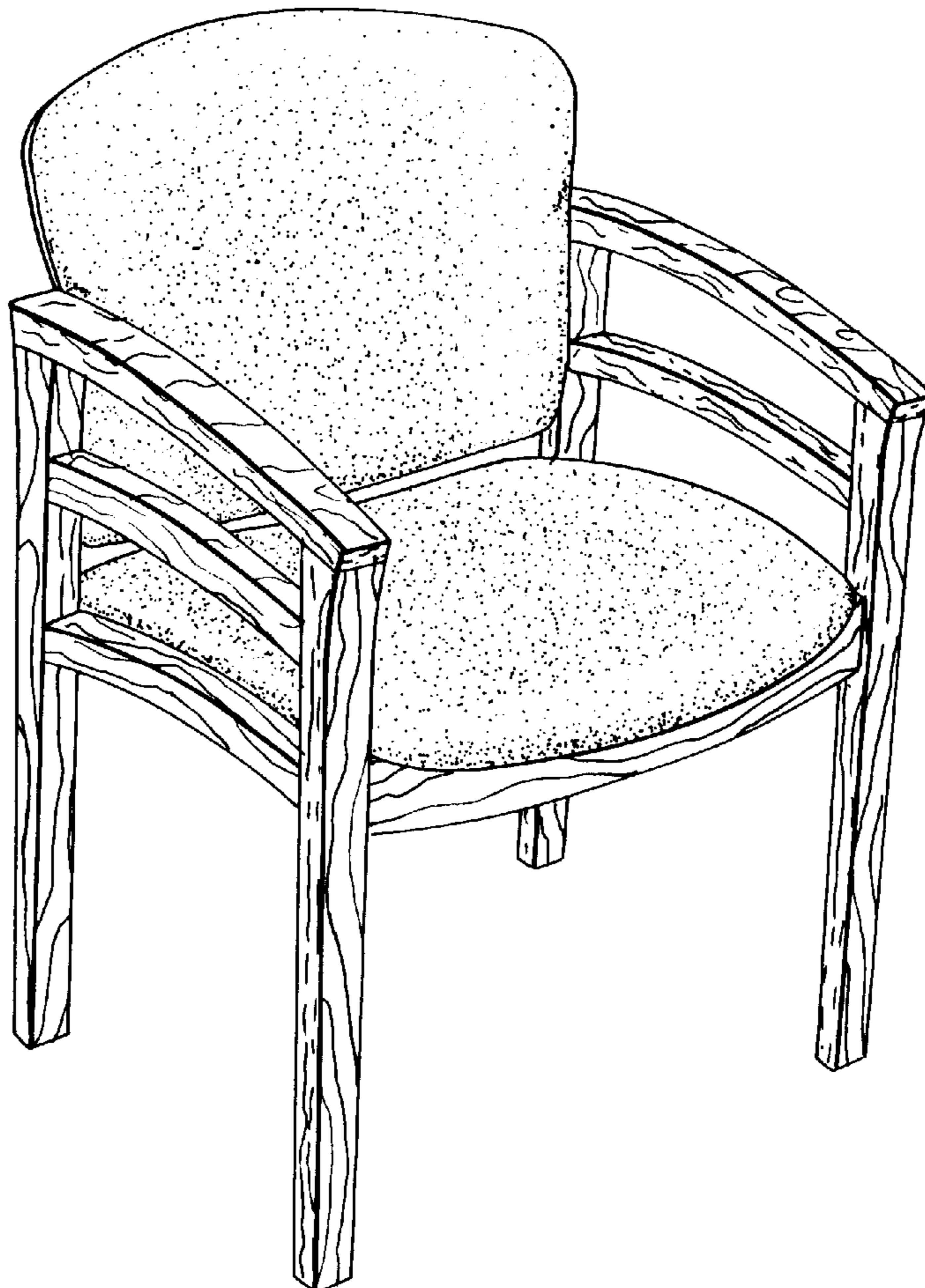


FIG. 1

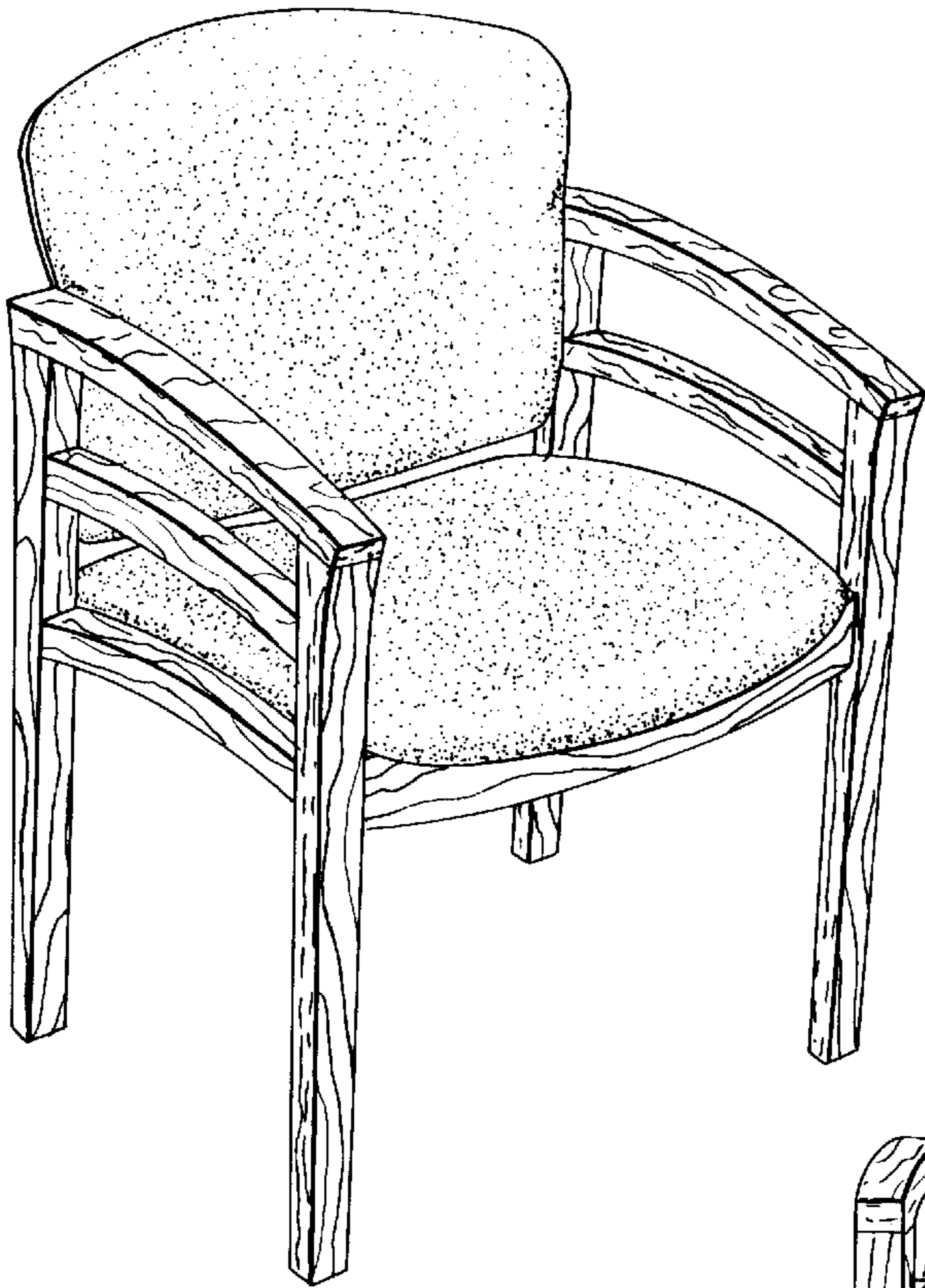


FIG. 2

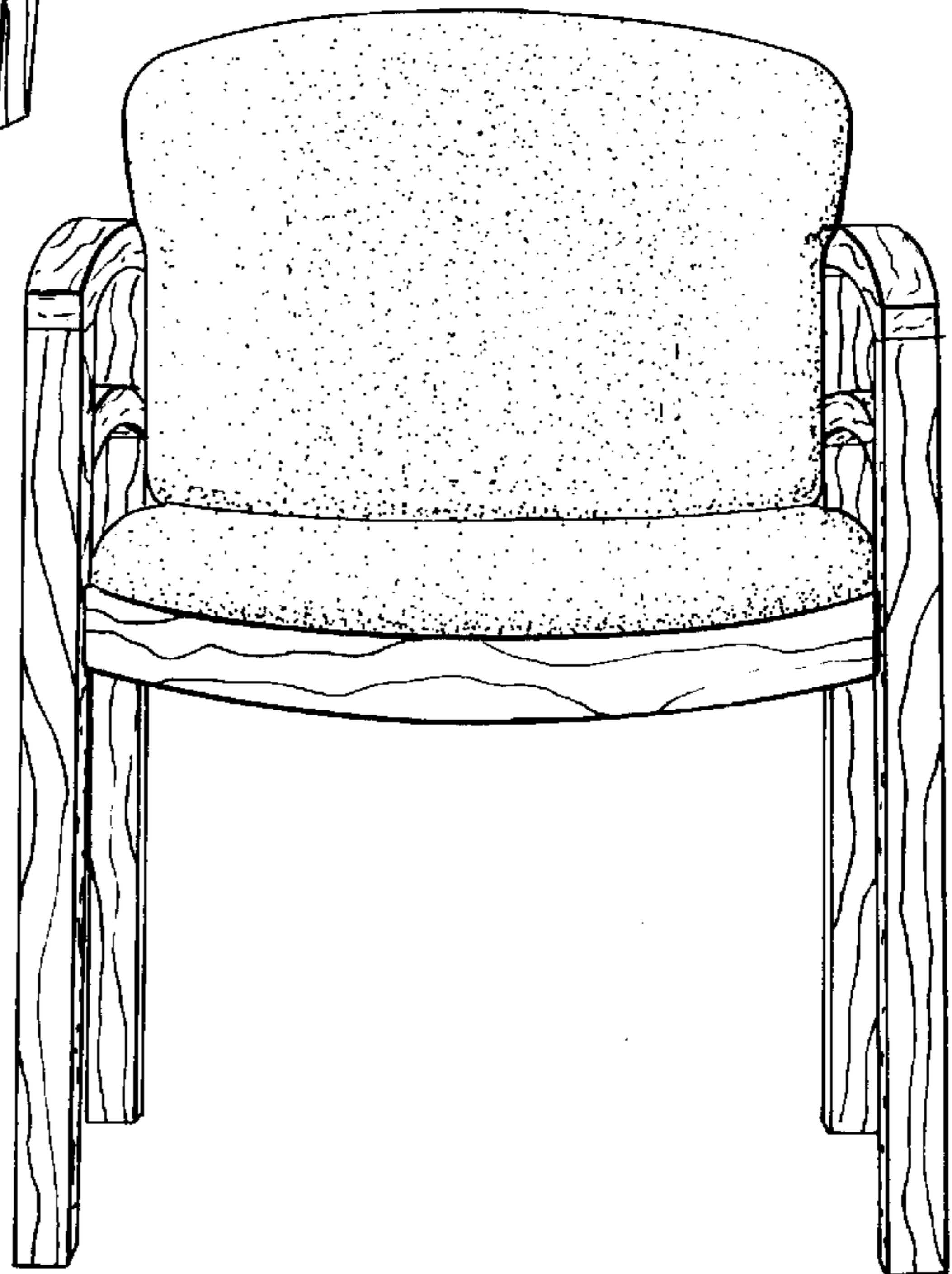


FIG. 3

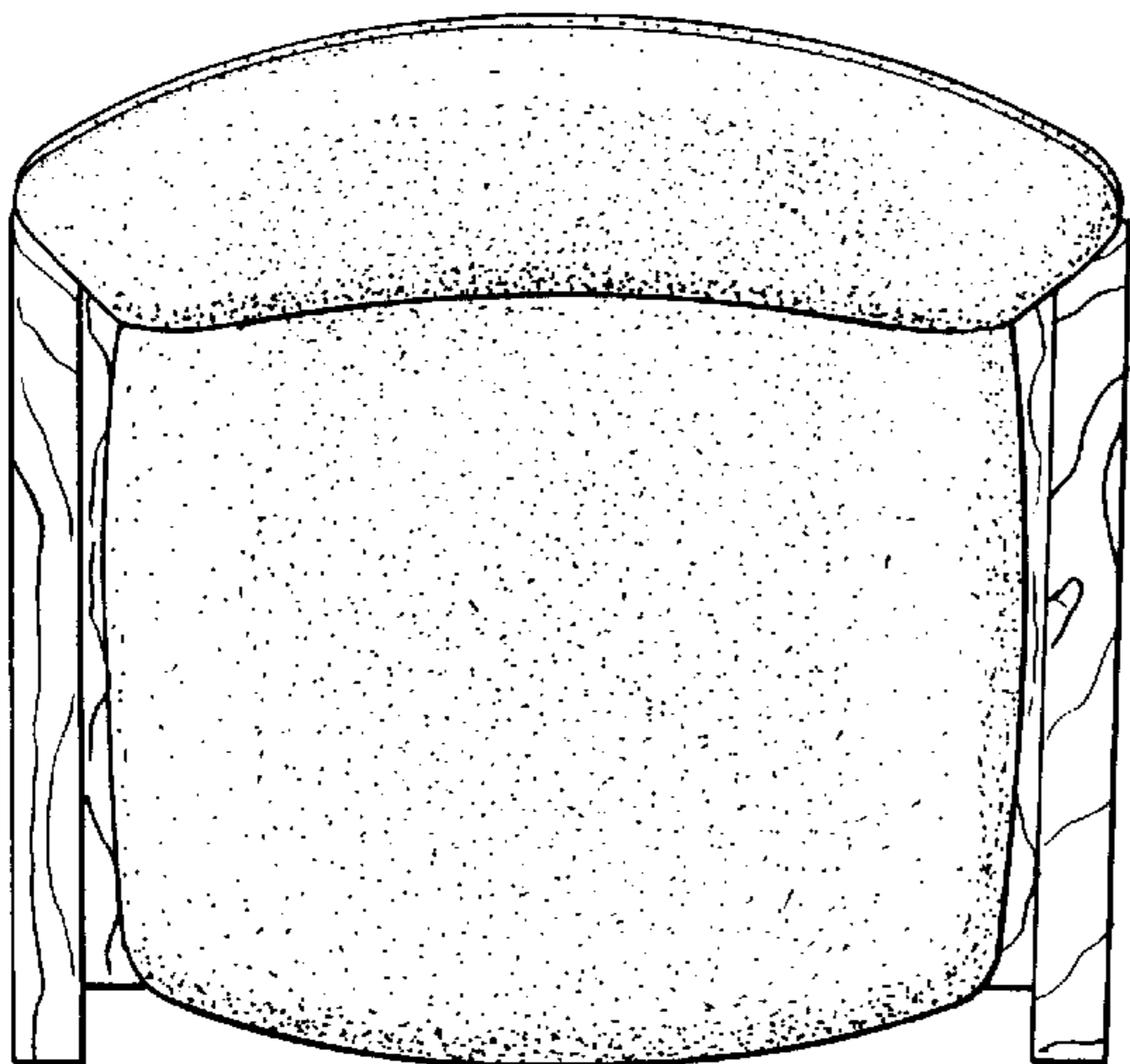


FIG. 4




FIG. 5

