



US00D446400B1

(12) **United States Design Patent**  
**Schultz et al.**

(10) **Patent No.:** **US D446,400 S**

(45) **Date of Patent:** **\*\* Aug. 14, 2001**

(54) **CHAIR**

(75) Inventors: **Craig H. Schultz; Douglas A. Schroeder**, both of Muscatine, IA (US);  
**Marcus C. Koepke**, Carmel, IN (US);  
**Earl H. Koepke**, Pewaukee, WI (US);  
**Eric J. Kurtz**, Federal Way, WA (US);  
**Ogden R. Olson**, Muscatine, IA (US)

(73) Assignee: **HON Technology Inc.**, Muscatine, IA (US)

(\*\*) Term: **14 Years**

(21) Appl. No.: **29/129,101**

(22) Filed: **Sep. 7, 2000**

(51) **LOC (7) Cl.** ..... **06-01**

(52) **U.S. Cl.** ..... **D6/373; D6/379; D6/380**

(58) **Field of Search** ..... **D6/334, 371, 372, D6/373, 374, 379, 380, 500, 501, 502; 297/451.3, 451.7**

(56) **References Cited**

**U.S. PATENT DOCUMENTS**

D. 112,453 \* 12/1938 Sperlich ..... D6/373

D. 157,447 \* 2/1950 Smith ..... 297/451.3 X  
D. 171,494 \* 2/1954 Goldberg ..... D6/373  
D. 295,237 \* 4/1988 Fink ..... D6/373  
D. 410,801 \* 6/1999 Holbrook ..... D6/373  
D. 437,704 \* 2/2001 Koepke et al. .... D6/372

\* cited by examiner

*Primary Examiner*—Gary D. Watson

(74) *Attorney, Agent, or Firm*—Jones, Day, Reavis & Pogue

(57) **CLAIM**

The ornamental design for a chair, as shown and described.

**DESCRIPTION**

FIG. 1 is a right front prospective view of a chair showing our new design;

FIG. 2 is a front view thereof;

FIG. 3 is a right side view, the opposite side view being a mirror image thereof; and,

FIG. 4 is a rear view thereof.

**1 Claim, 4 Drawing Sheets**

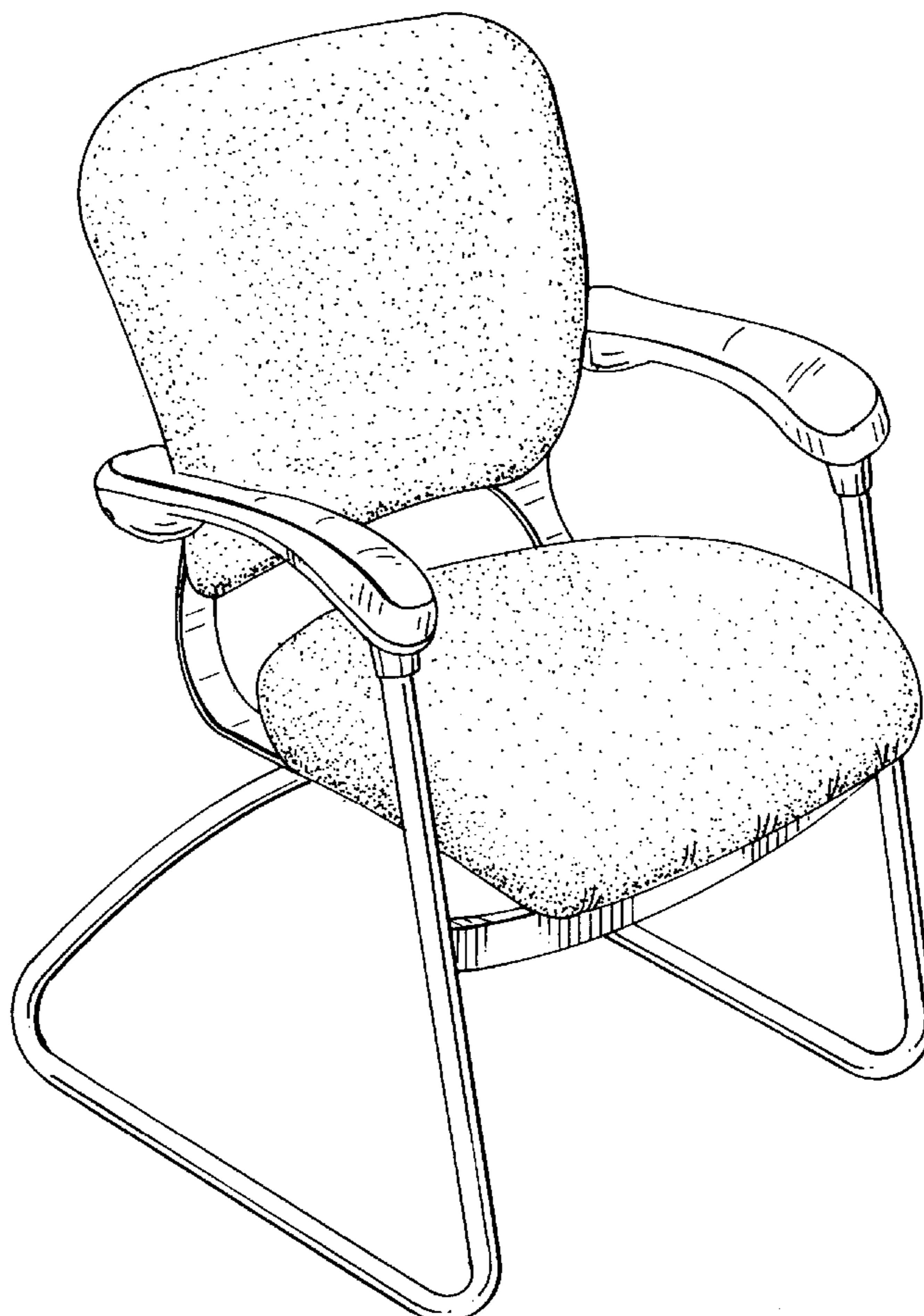
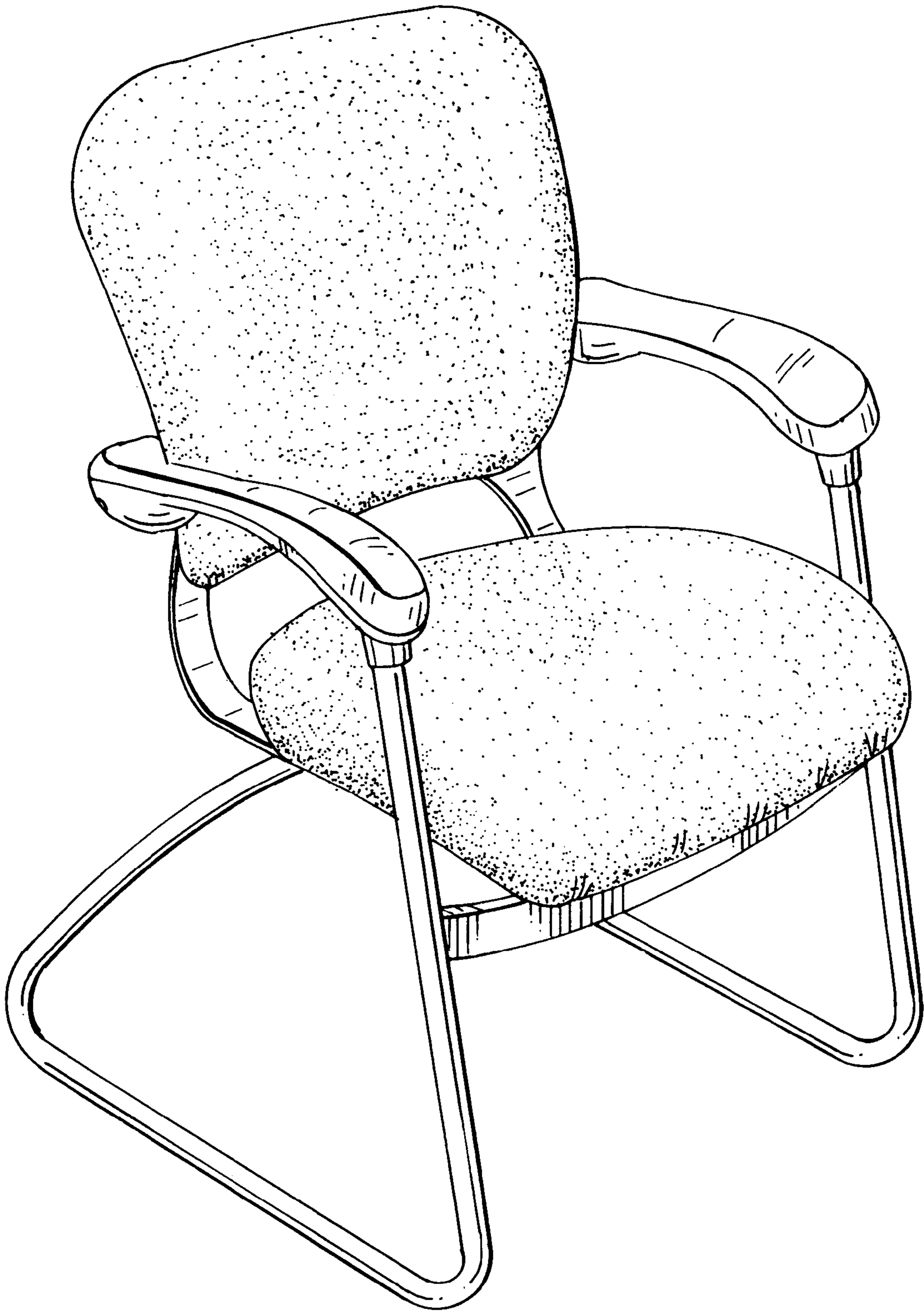


FIG. 1



**FIG. 2**

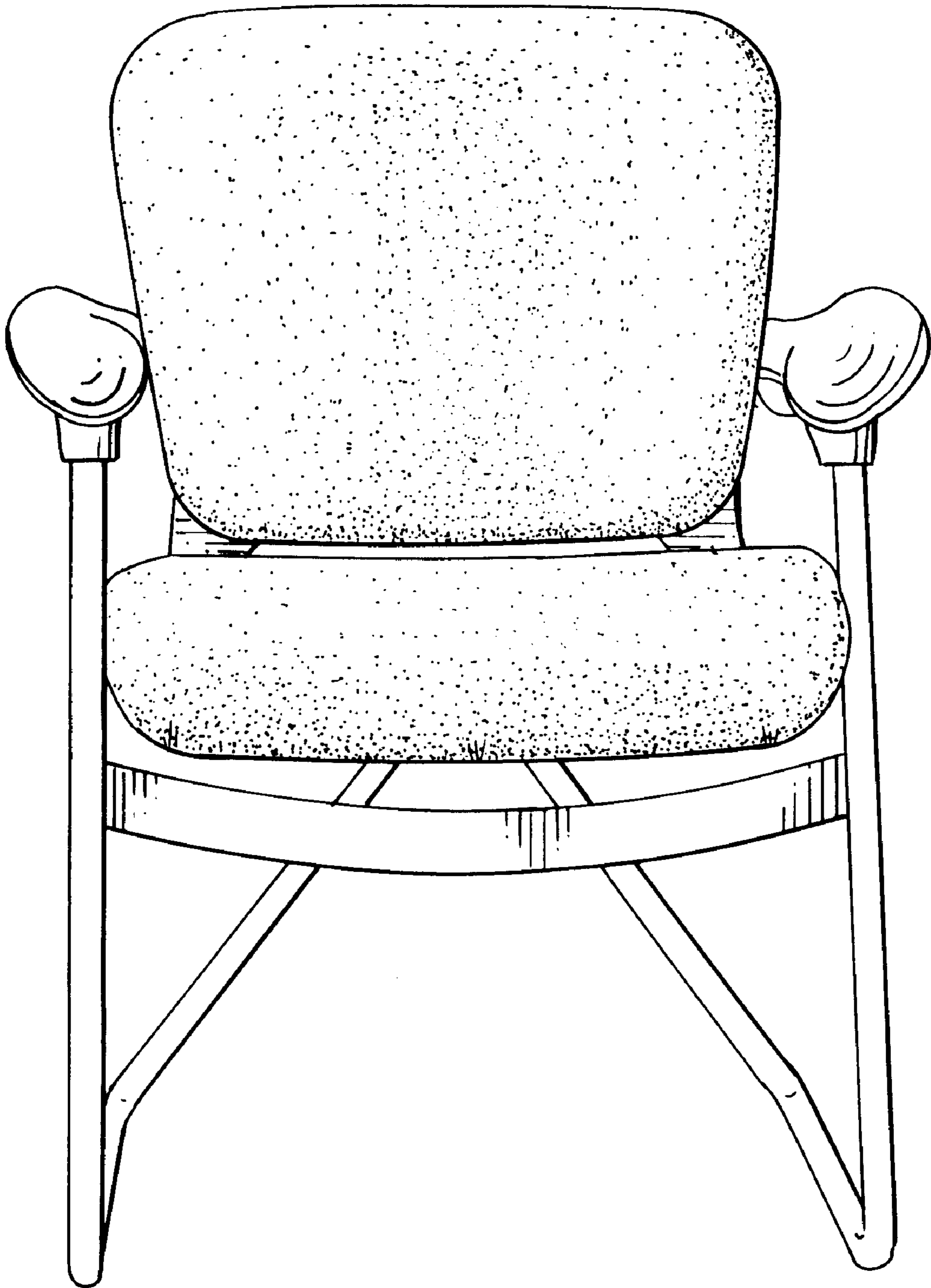
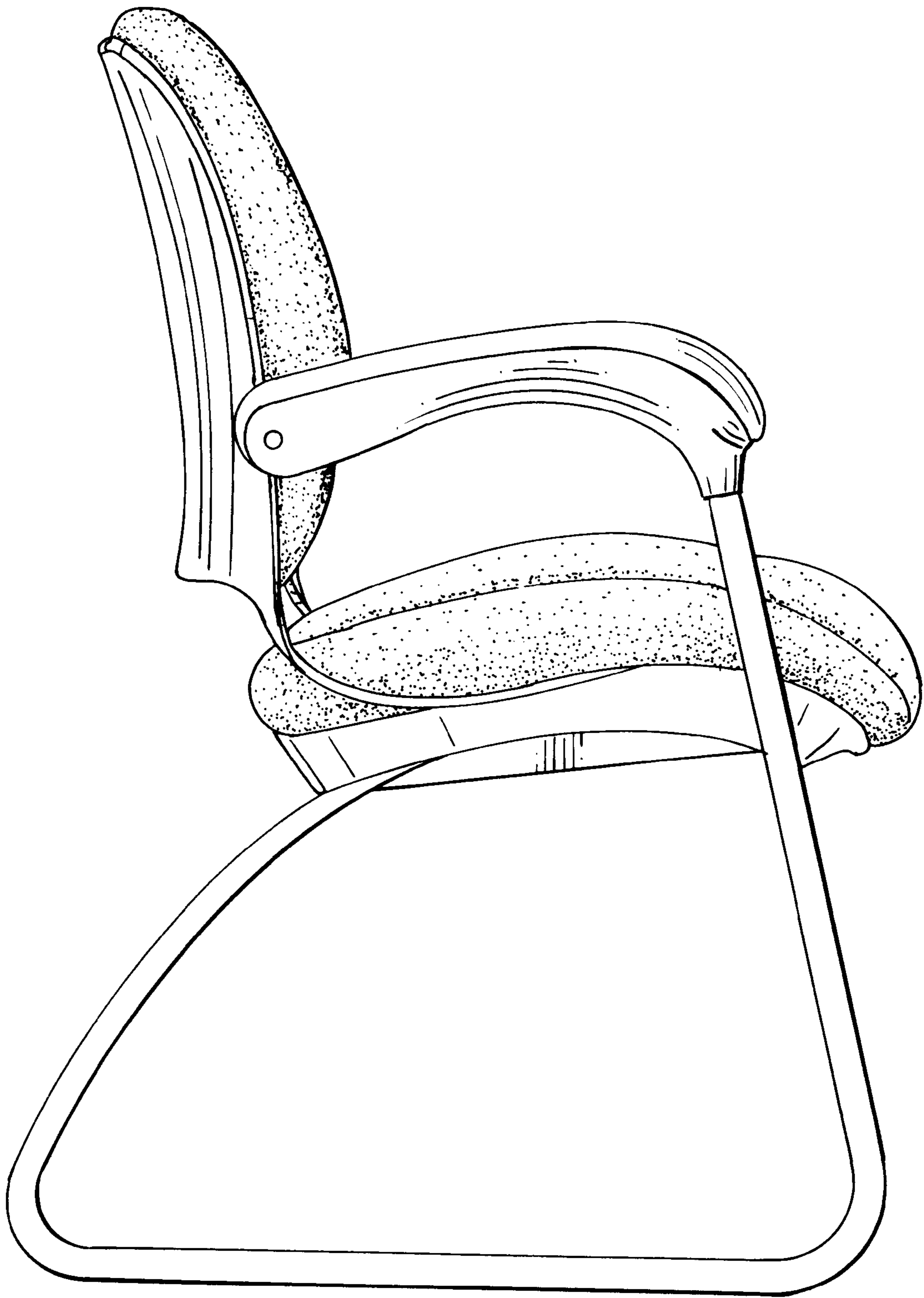


FIG. 3





**FIG. 4**

