



US00D446376S

(12) **United States Design Patent**
Vanderbyl

(10) **Patent No.:** **US D446,376 S**

(45) **Date of Patent:** **** Aug. 7, 2001**

(54) **CART**

(75) **Inventor:** **Michael J. Vanderbyl**, San Francisco, CA (US)

(73) **Assignee:** **McGuire Furniture Company**, San Francisco, CA (US)

(**) **Term:** **14 Years**

(21) **Appl. No.:** **29/112,192**

(22) **Filed:** **Oct. 12, 1999**

(51) **LOC (7) Cl.** **12-02**

(52) **U.S. Cl.** **D34/24; D34/12**

(58) **Field of Search** D34/12-27; 280/47.19, 280/47.24, 47.26, 47.33, 79.11, 79.3, 47.34; D7/334, 335, 336, 402, 403, 404; 126/25 R; D6/396, 425, 466, 477

(56) **References Cited**

U.S. PATENT DOCUMENTS

- D. 214,453 * 6/1969 Anker D6/425
- D. 252,563 * 8/1979 Vredenburg D34/17
- D. 304,111 * 10/1989 Mehalick D34/18
- 4,635,613 * 1/1987 Tucker et al. 126/25 R

OTHER PUBLICATIONS

“Hugonet Paris for JANUS et Cie”, from JANUS et Cie catalog, 11 pages (Date Unknown but before filing date).

* cited by examiner

Primary Examiner—Kay H. Chin

(74) *Attorney, Agent, or Firm*—Merchant & Gould P.C.

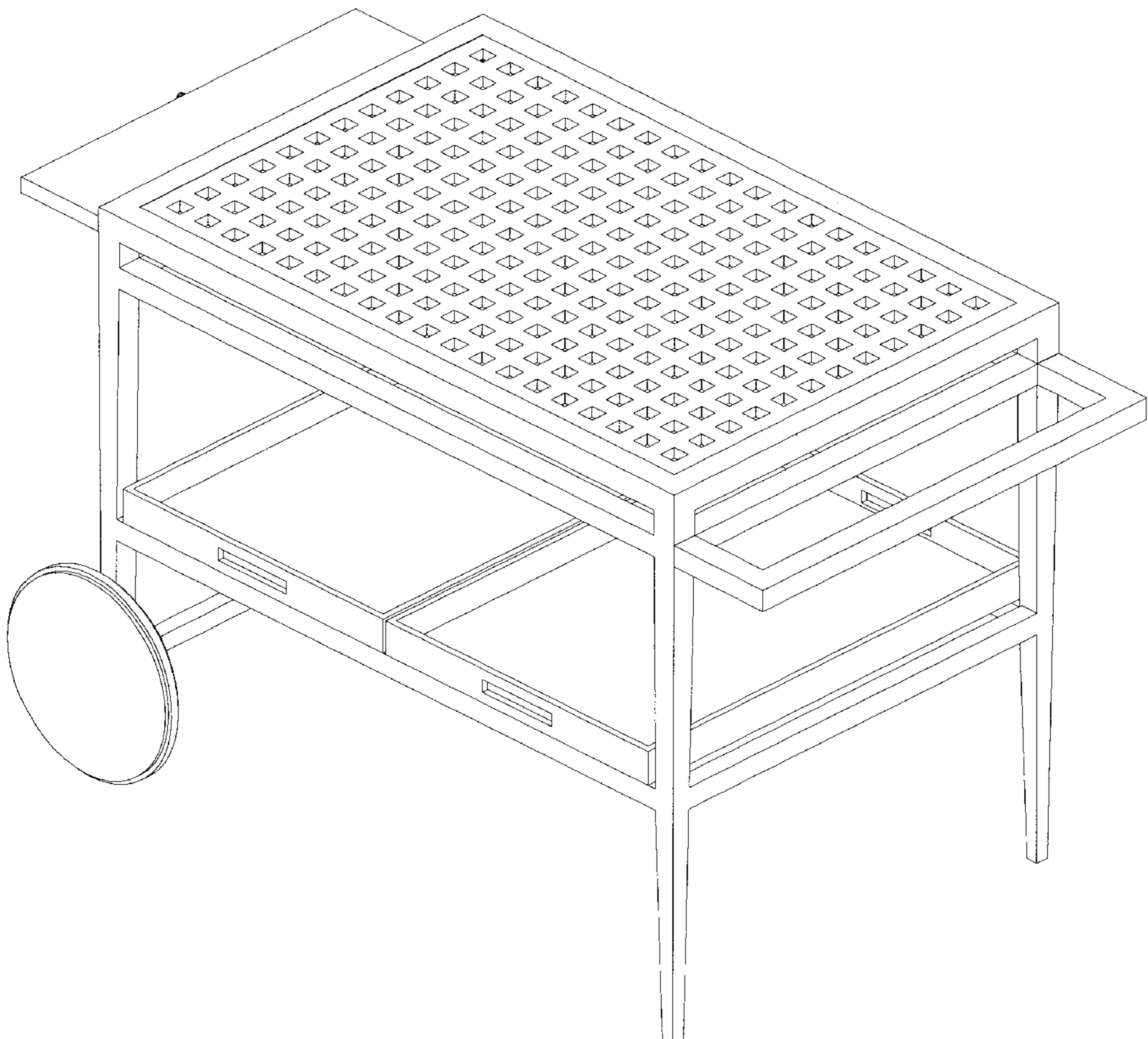
(57) **CLAIM**

The ornamental design for cart, as shown and described.

DESCRIPTION

FIG. 1 is a perspective view taken from the top, front and right side of a cart embodying my new design;
 FIG. 2 is a front elevational view thereof;
 FIG. 3 is a rear elevational view thereof;
 FIG. 4 is a right side elevational view thereof;
 FIG. 5 is a left side elevational view thereof;
 FIG. 6 is a top plan view thereof;
 FIG. 7 is a bottom plan view thereof; and,
 FIG. 8 is a perspective view of my new design wherein the sliding drawer is shown in the recessed position.

1 Claim, 7 Drawing Sheets



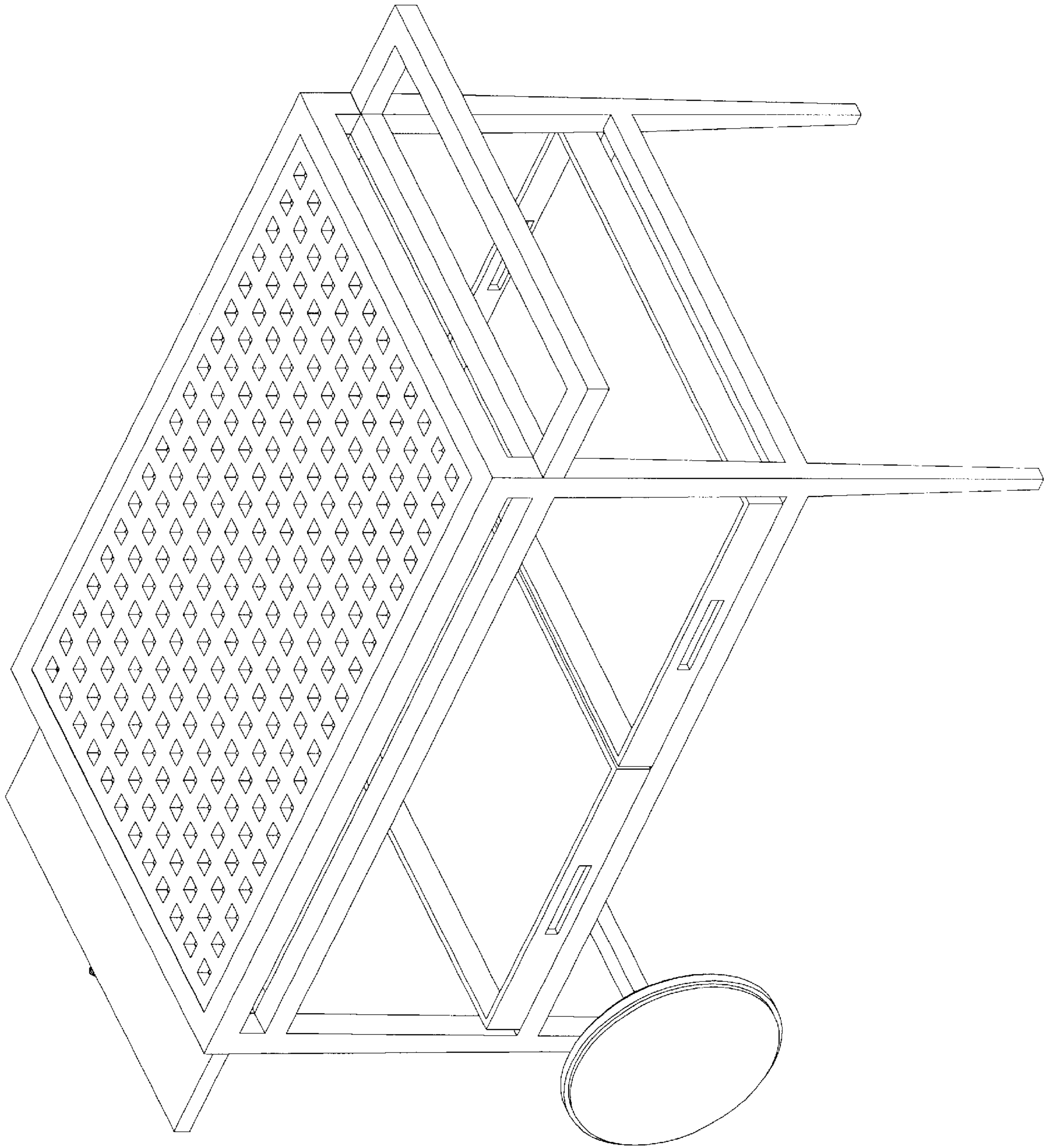


FIG. 1




FIG. 2.

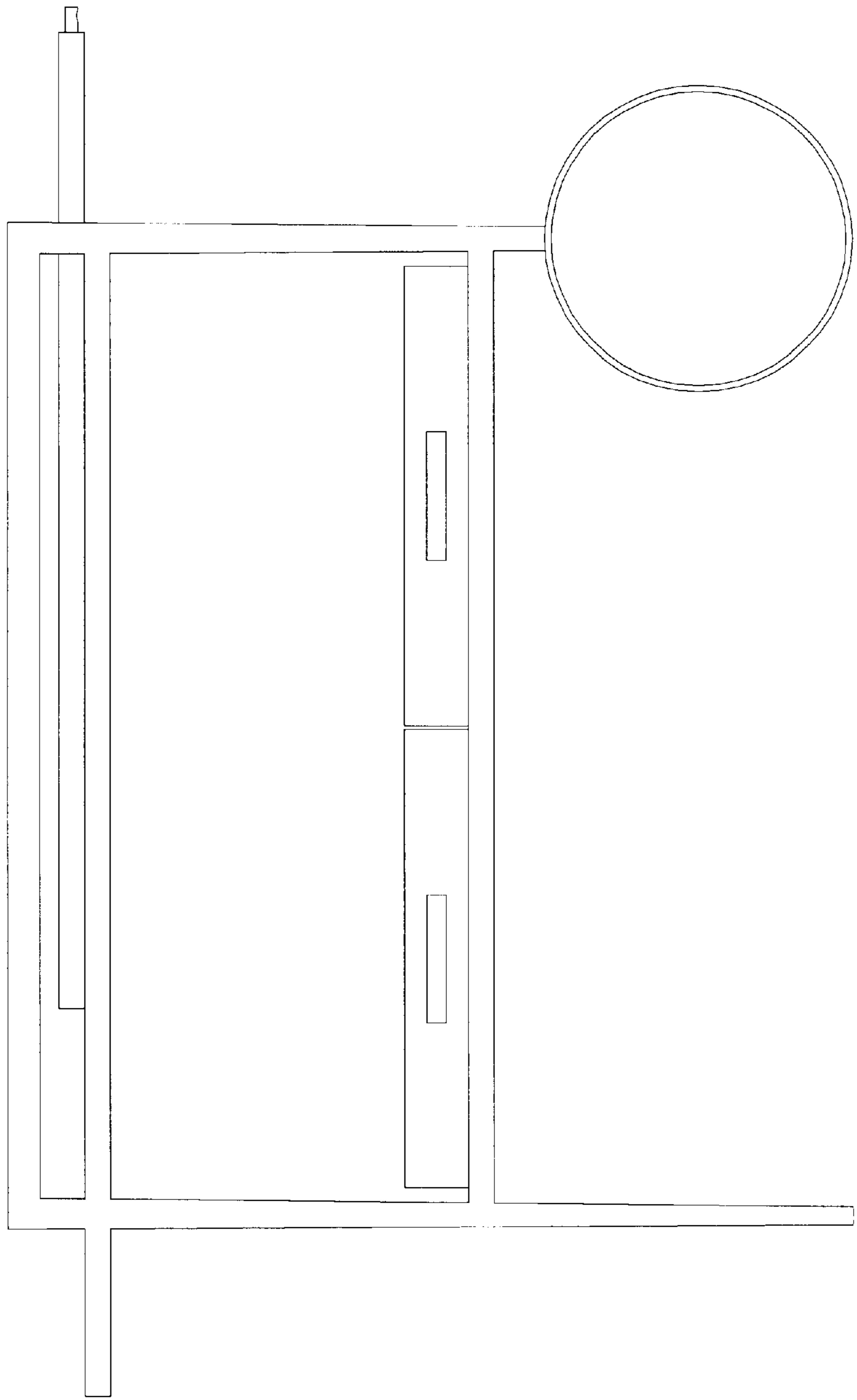


FIG. 3

FIG. 4





FIG. 5






FIG. 6




FIG. 7

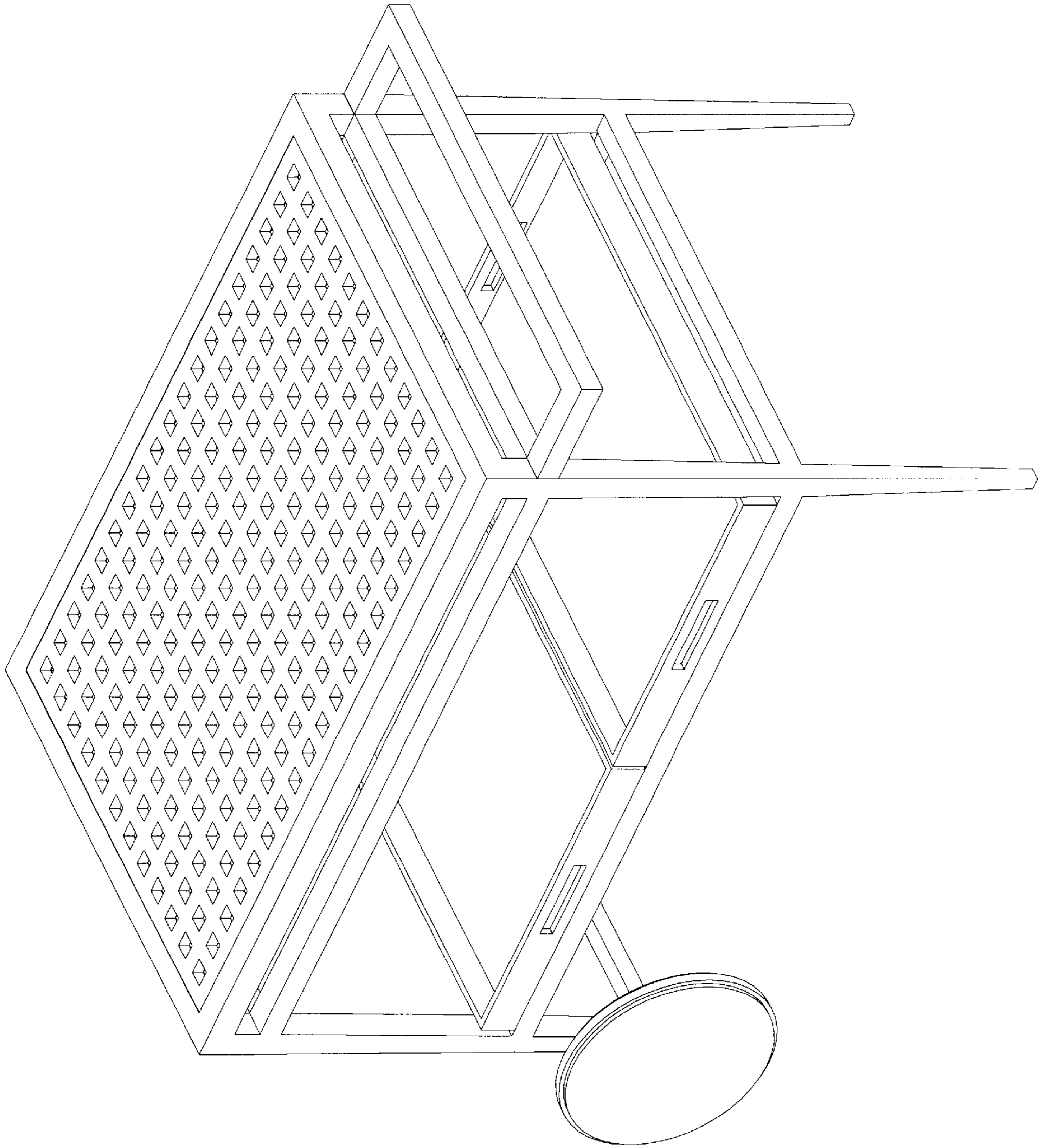


FIG. 8