



US00D446360S

(12) **United States Design Patent**
Marasco et al.

(10) **Patent No.:** **US D446,360 S**

(45) **Date of Patent:** **** Aug. 7, 2001**

(54) **KNEELING DISK**

(75) Inventors: **Angelo M. Marasco**, Waunakee;
Michael J. Brock, Madison, both of WI
(US)

(73) Assignee: **Alterra Holdings Corporation**,
Portland, OR (US)

(**) Term: **14 Years**

(21) Appl. No.: **29/133,073**

(22) Filed: **Nov. 21, 2000**

(51) **LOC (7) Cl.** **02-04**

(52) **U.S. Cl.** **D29/129.1**

(58) **Field of Search** D29/121.1, 122;
D6/330; D12/11; 280/18.1; 5/417-420,
657.5, 656, 907; 182/30; 2/24, 62

(56) **References Cited**

U.S. PATENT DOCUMENTS

- D. 187,639 * 4/1960 Timmons D7/388
- D. 376,481 * 12/1996 Bidwell et al. D6/330
- 378,369 * 2/1888 Hyer 5/417
- D. 434,534 * 11/2000 Marasco D29/121.1
- 889,756 * 6/1908 Bukacek 5/420
- 1,896,561 * 2/1933 Ruth 2/24
- 1,976,170 * 10/1934 Hoover et al. 182/230

- 4,951,333 * 8/1990 Kaiser et al. 5/417
- 5,226,384 * 7/1993 Jordan 5/420 X
- 5,572,758 * 11/1996 Merritt 5/420 X

* cited by examiner

Primary Examiner—Louis S. Zarfes

Assistant Examiner—Robert A. Delehanty

(74) *Attorney, Agent, or Firm*—Foley & Lardner

(57) **CLAIM**

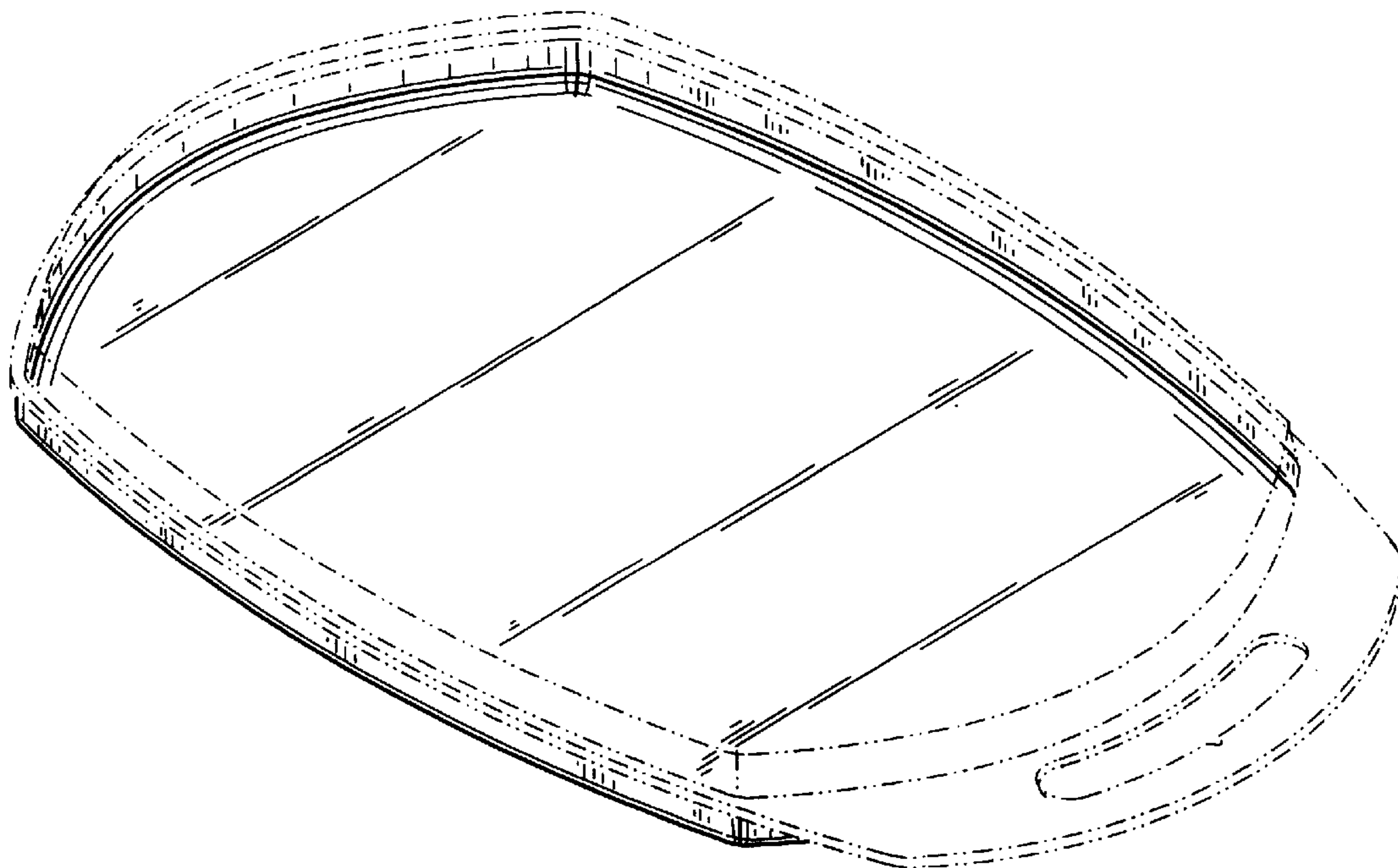
I claim the ornamental design for a kneeling disk, as shown and described.

DESCRIPTION

FIG. 1 is a perspective of a kneeling disk;
 FIG. 2 is a top view of the kneeling disk;
 FIG. 3 is a bottom view of the kneeling disk;
 FIG. 4 is a front view of the kneeling disk shown in FIG. 1;
 FIG. 5 is a right side view of the kneeling disk shown in FIG. 1;
 FIG. 6 is a back view of the kneeling disk shown in FIG. 1;
 and,
 FIG. 7 is a left side view of the kneeling disk shown in FIG. 1.

The broken lines in FIGS. 1-7 showing the upper shelf of the kneeling disk and portions of a soft cushion are for illustrative purposes only and form no part of the claimed design.

1 Claim, 3 Drawing Sheets



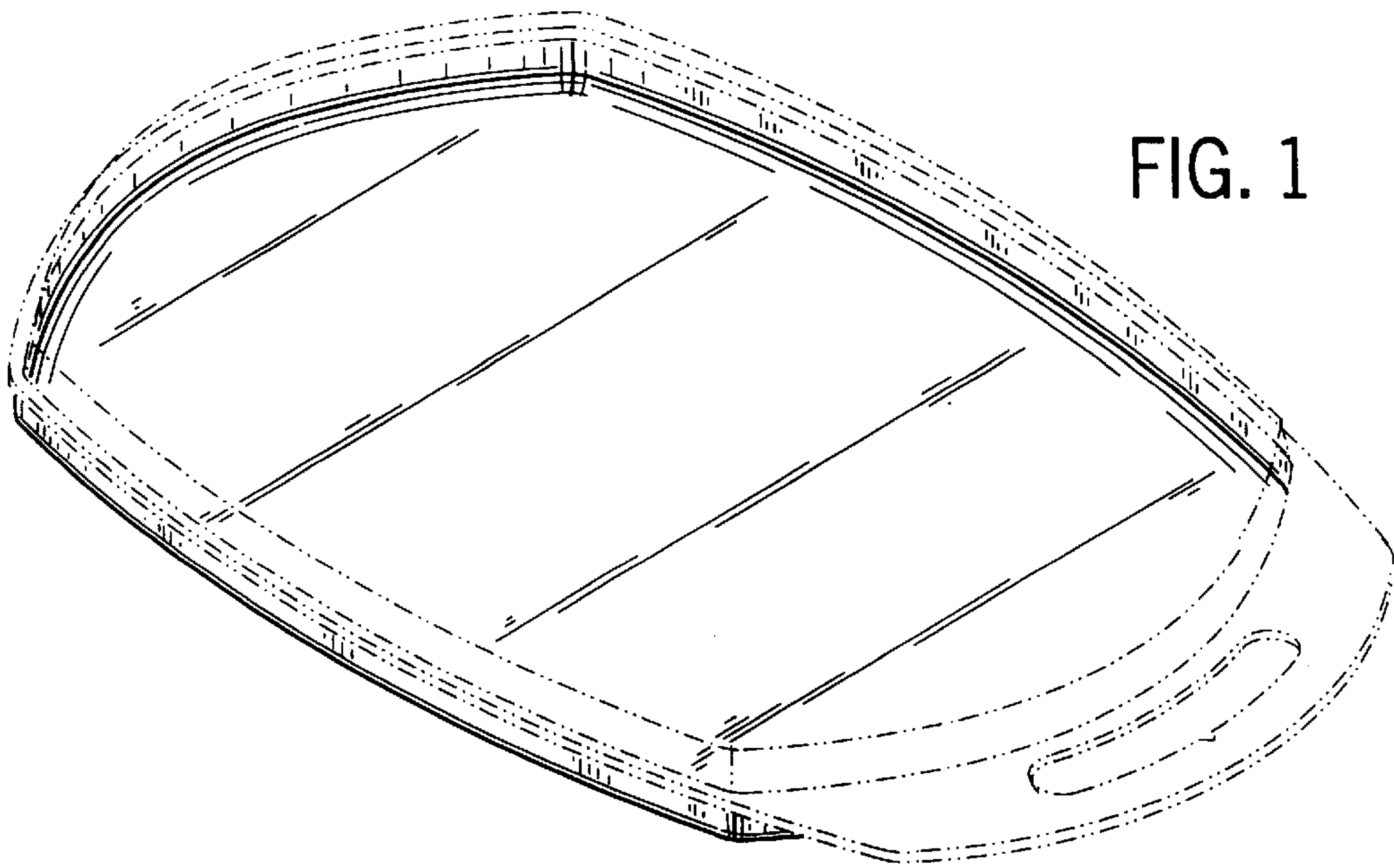


FIG. 1

FIG. 2

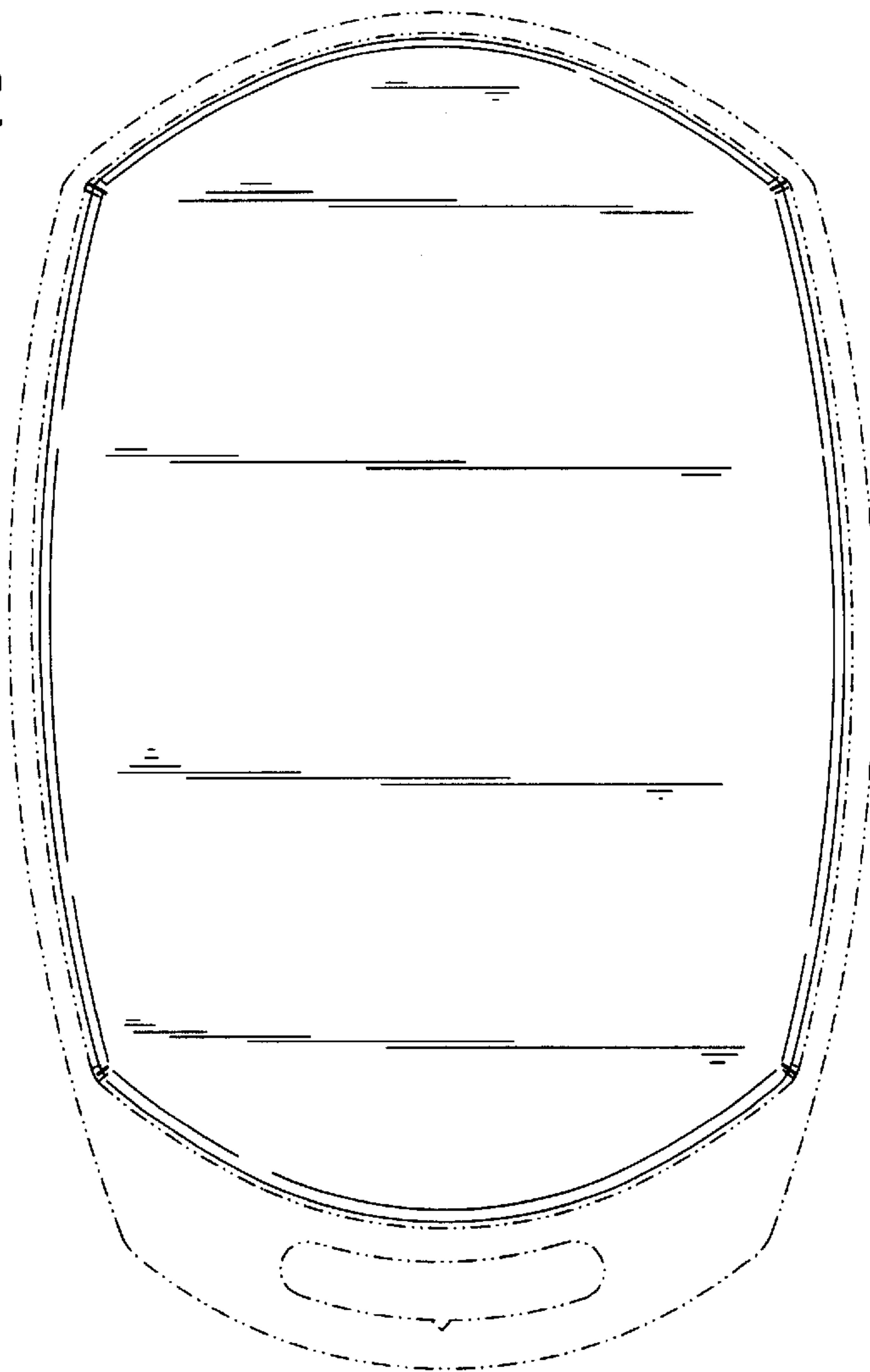


FIG. 3

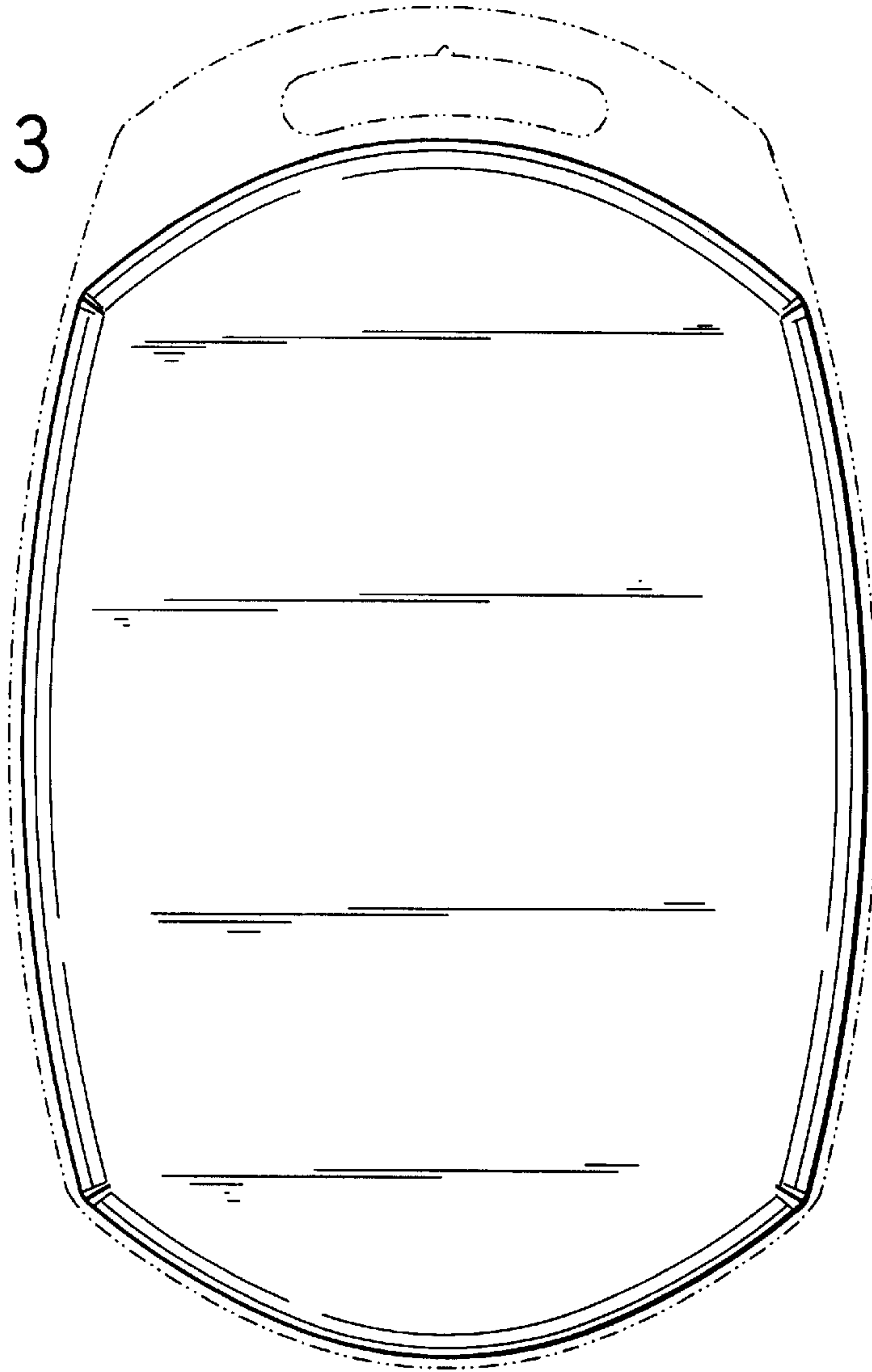


FIG. 4




FIG. 5




FIG. 6




FIG. 7

