



US00D446348S

(12) **United States Design Patent**  
**Beaujean**

(10) **Patent No.:** **US D446,348 S**

(45) **Date of Patent:** **\*\* Aug. 7, 2001**

- (54) **DETERGENT TABLET**
- (75) Inventor: **Hans-Josef Beaujean**, Dormagen (DE)
- (73) Assignee: **Henkel Kommanditgesellschaft auf Aktien (Henkel KGaA)**, Duesseldorf (DE)
- (\*\*) Term: **14 Years**
- (21) Appl. No.: **29/121,871**
- (22) Filed: **Apr. 11, 2000**

1,983,002	*	12/1934	Reeves	.....	40/635
5,250,210	*	10/1993	Von Culin	.....	510/143
5,759,974	*	6/1998	Menke et al.	.....	510/191
5,972,870	*	10/1999	Anderson	.....	510/298

**Related U.S. Application Data**

- (63) Continuation-in-part of application No. 29/097,251, filed on Dec. 2, 1998, now abandoned, and application No. 29/097,255, filed on Dec. 2, 1998, now abandoned, and application No. 29/099,272, filed on Dec. 2, 1998, now abandoned.

(30) **Foreign Application Priority Data**

Jun. 2, 1998 (WO) ..... DM/044 197

- (51) **LOC (7) Cl.** ..... **28-02**
- (52) **U.S. Cl.** ..... **D28/8.1**
- (58) **Field of Search** ..... D28/8.1, 8.2; D24/100, D24/101; D23/207, 208; 510/133, 137-146, 191, 192, 224, 225, 294, 298, 440, 441, 445-449

(56) **References Cited**

**U.S. PATENT DOCUMENTS**

D. 261,691	*	11/1981	Abraham	.....	D28/8.1
D. 335,699	*	5/1993	Gladfelter et al.	.....	D23/207
683,181	*	9/1901	Mereness	.....	D28/8.1 X
1,587,279	*	6/1926	Burgher	.....	510/148
1,601,775	*	10/1926	Scherieble	.....	D28/8.1
1,791,359	*	2/1931	Henriksen	.....	510/446

**OTHER PUBLICATIONS**

Beauty Fashion Jun. 1980, p. 54: soaps indicated by arrow, Jun. 1980.\*

Hong Kong Enterprise Mar. 1989, p. 187: soaps indicated by arrows, Mar. 1989.\*

\* cited by examiner

*Primary Examiner*—Ted Shooman

*Assistant Examiner*—C. Tuttle

(74) *Attorney, Agent, or Firm*—Wayne Jaeschke; Glenn E. Murphy; Kenneth Watov

(57) **CLAIM**

The ornamental design for detergent tablet, as shown and described.

**DESCRIPTION**

FIG. 1 is a perspective view of the detergent tablet showing one embodiment of my new design wherein the inner area on the top surface is circular;

FIG. 2 is a back elevational view thereof, and of the embodiments of FIGS. 5 and 6, respectively;

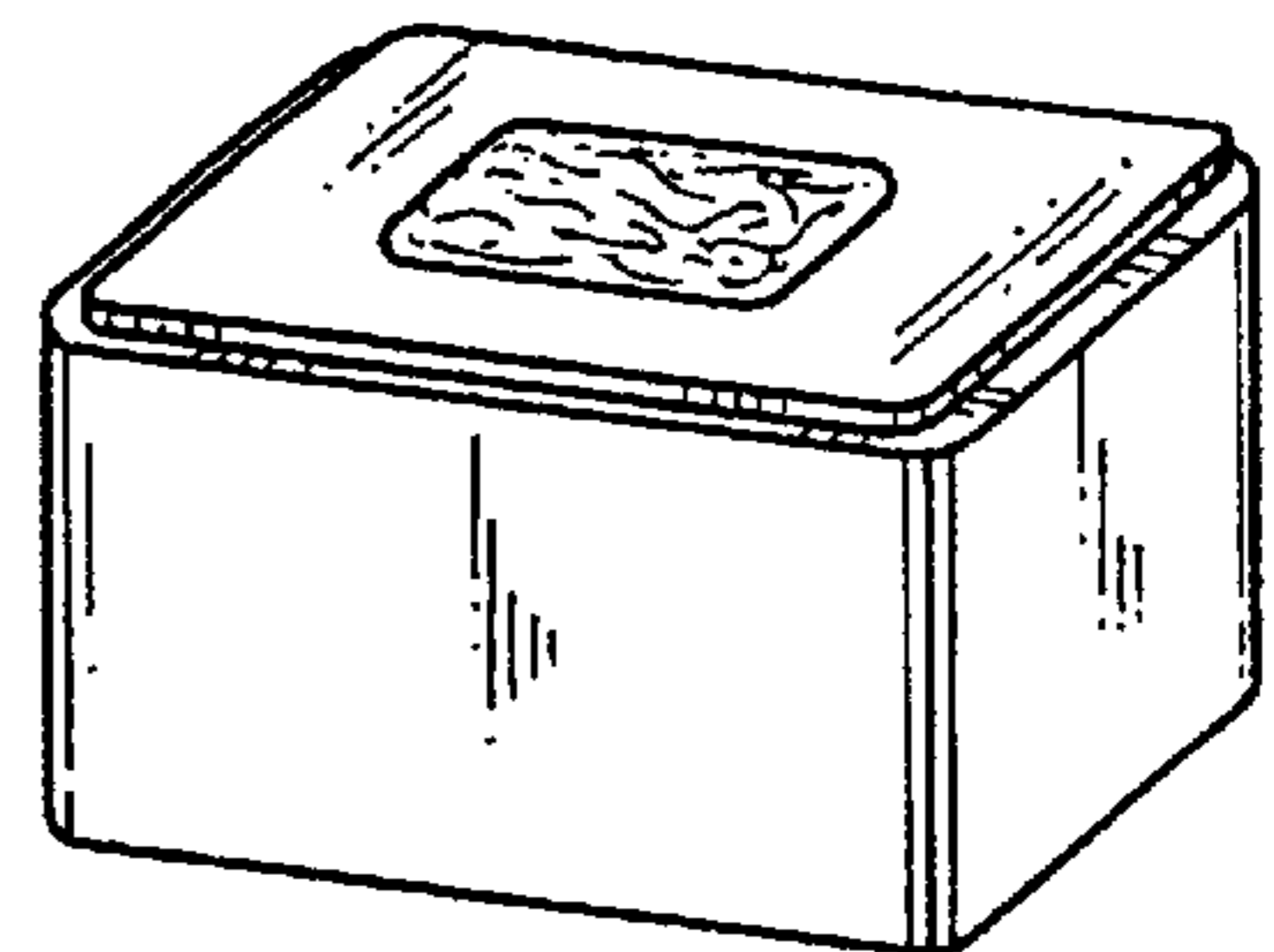
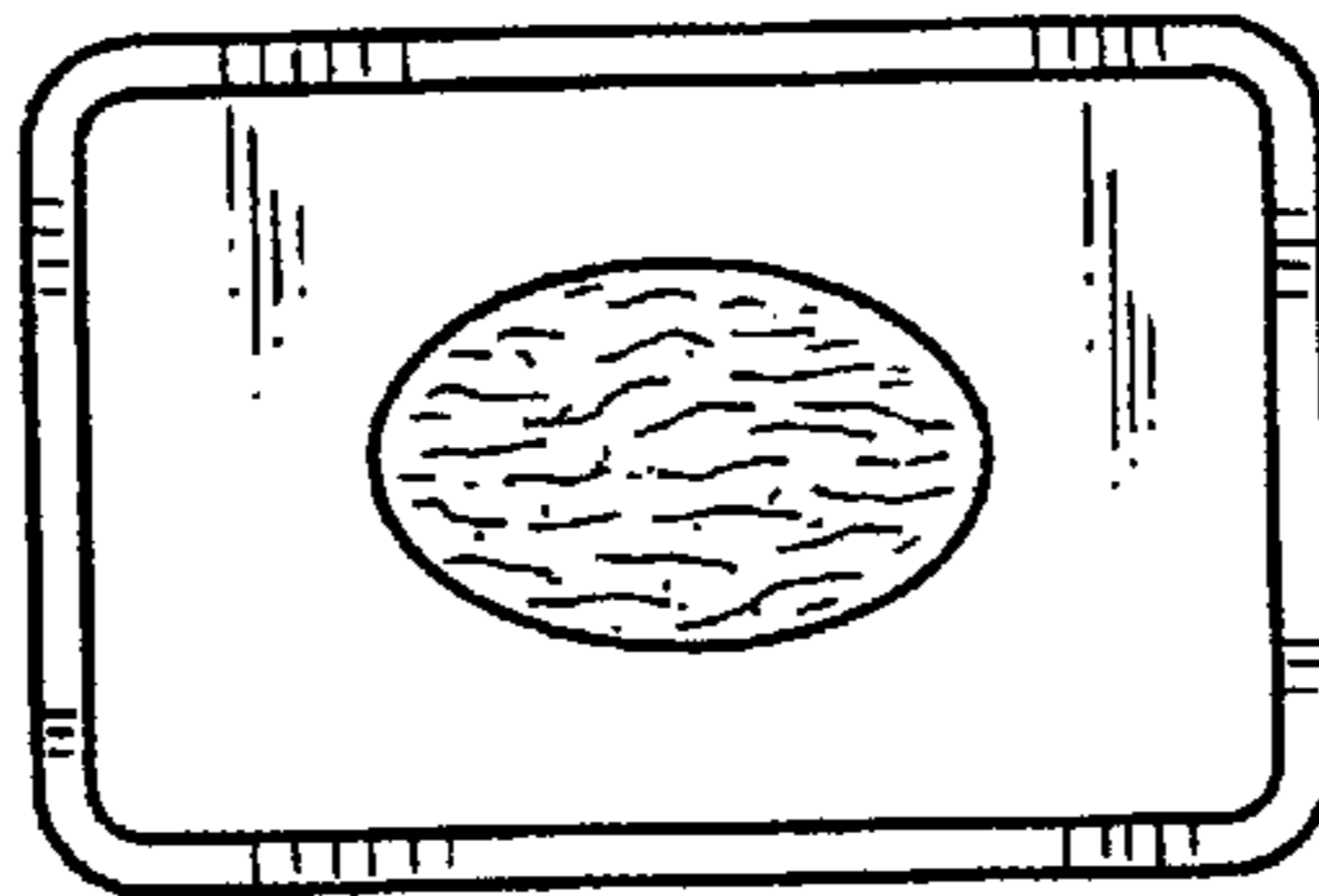

FIG. 3 is a left side elevational view thereof, and of the embodiments of FIGS. 5 and 6, respectively;


FIG. 4 is a bottom plan view thereof, and of the embodiments of FIGS. 5 and 6, respectively;

FIG. 5 is a top plan view of the detergent tablet showing a second embodiment of my new design; and,

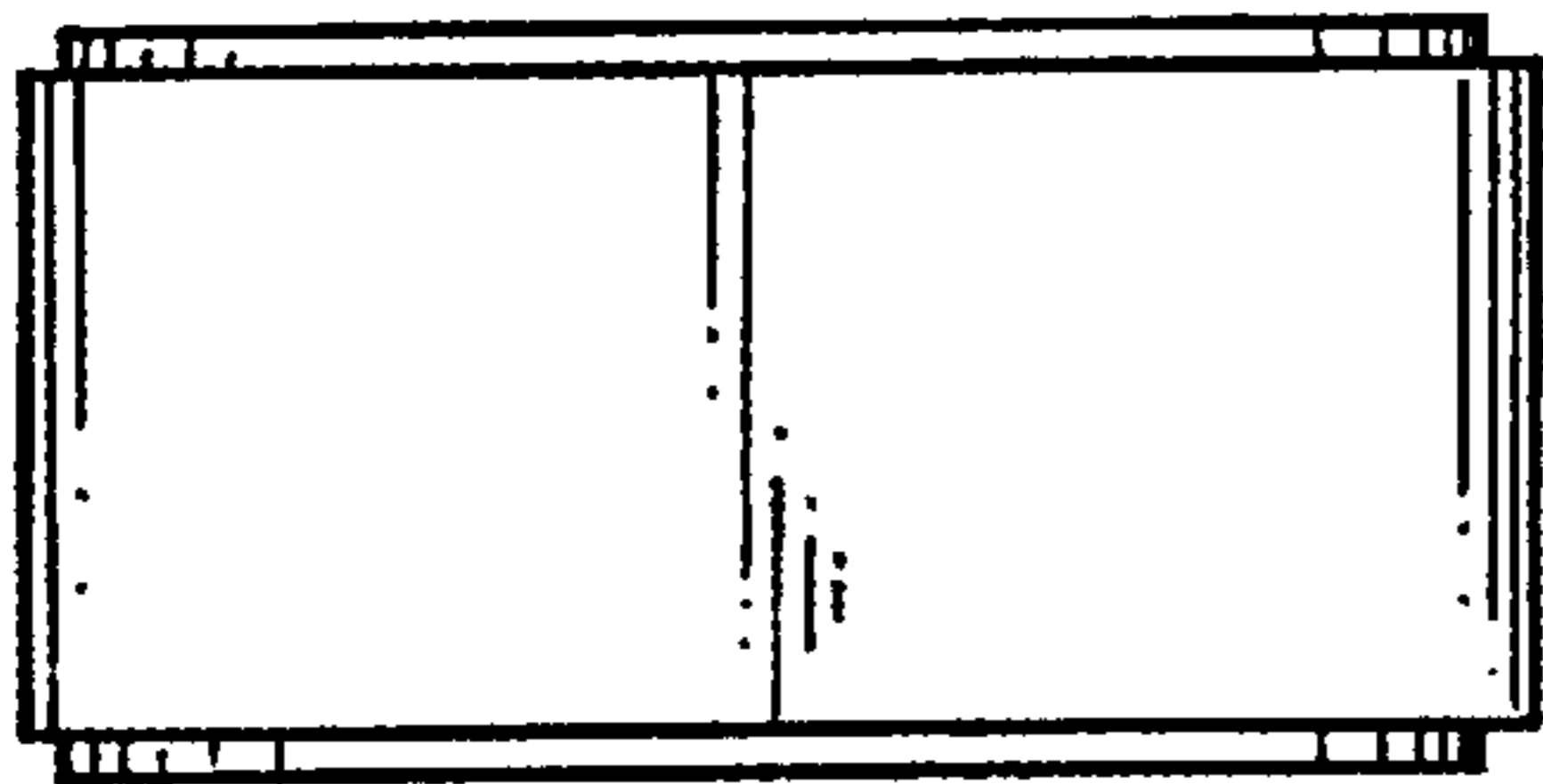
FIG. 6 is a perspective view of the detergent tablet showing a third embodiment of my new design.

**1 Claim, 2 Drawing Sheets**

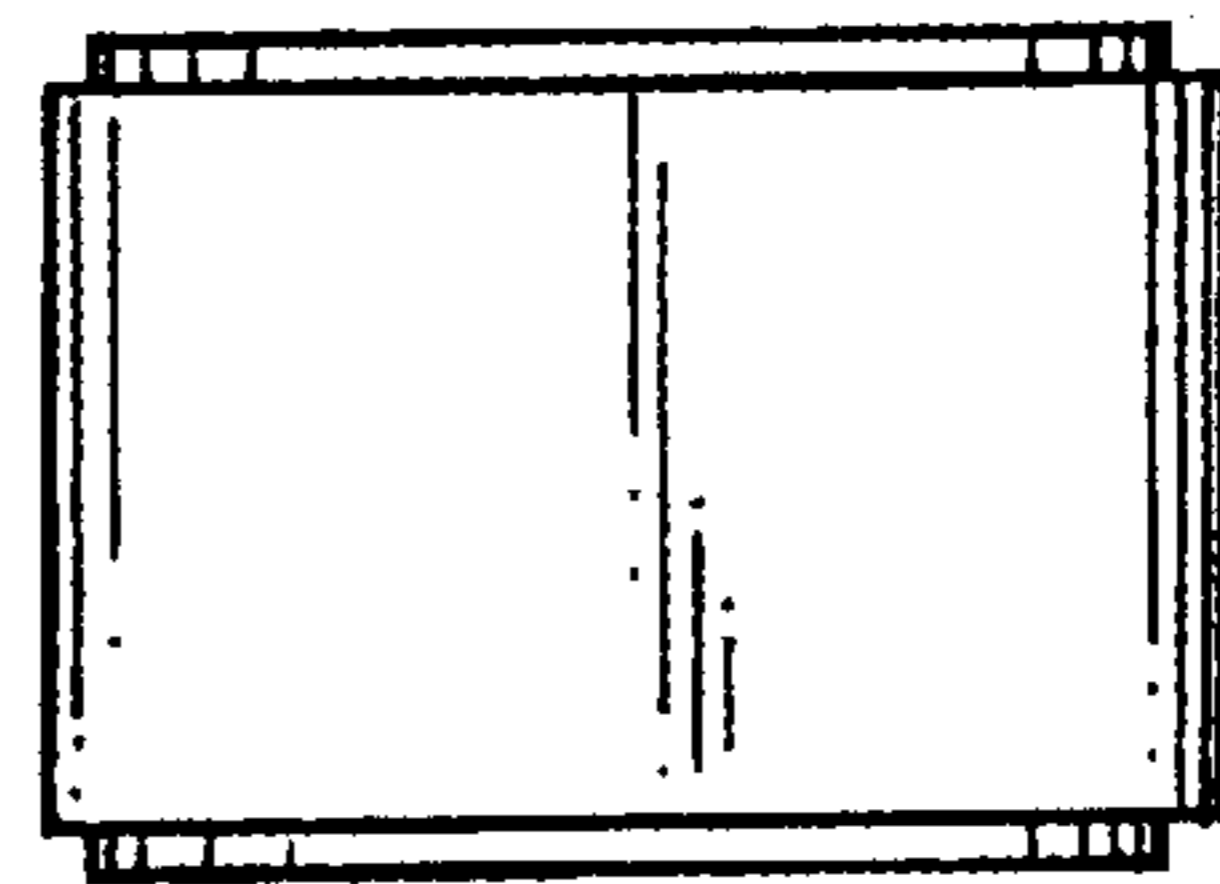




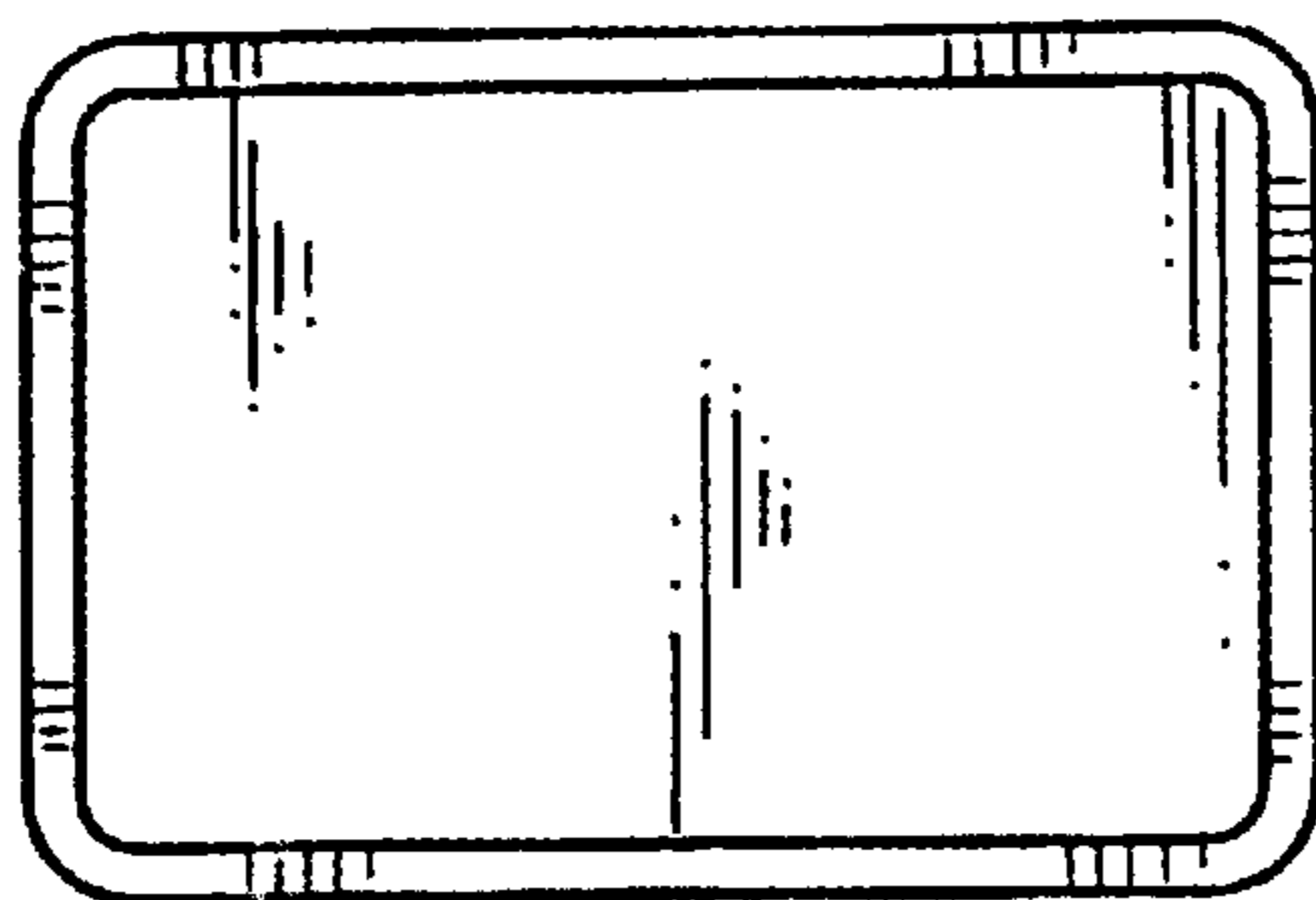
*FIG. 1*



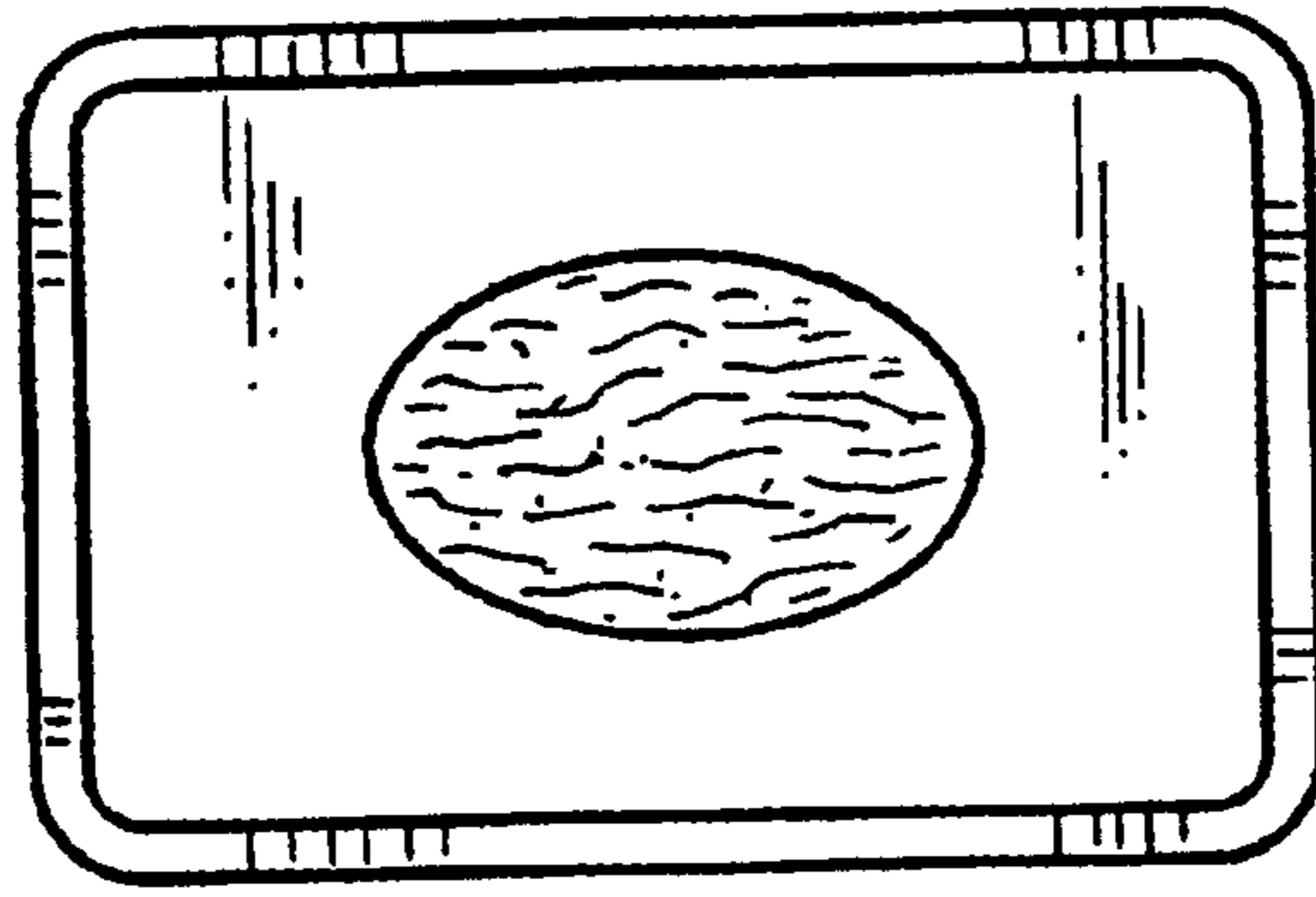
*FIG. 2*



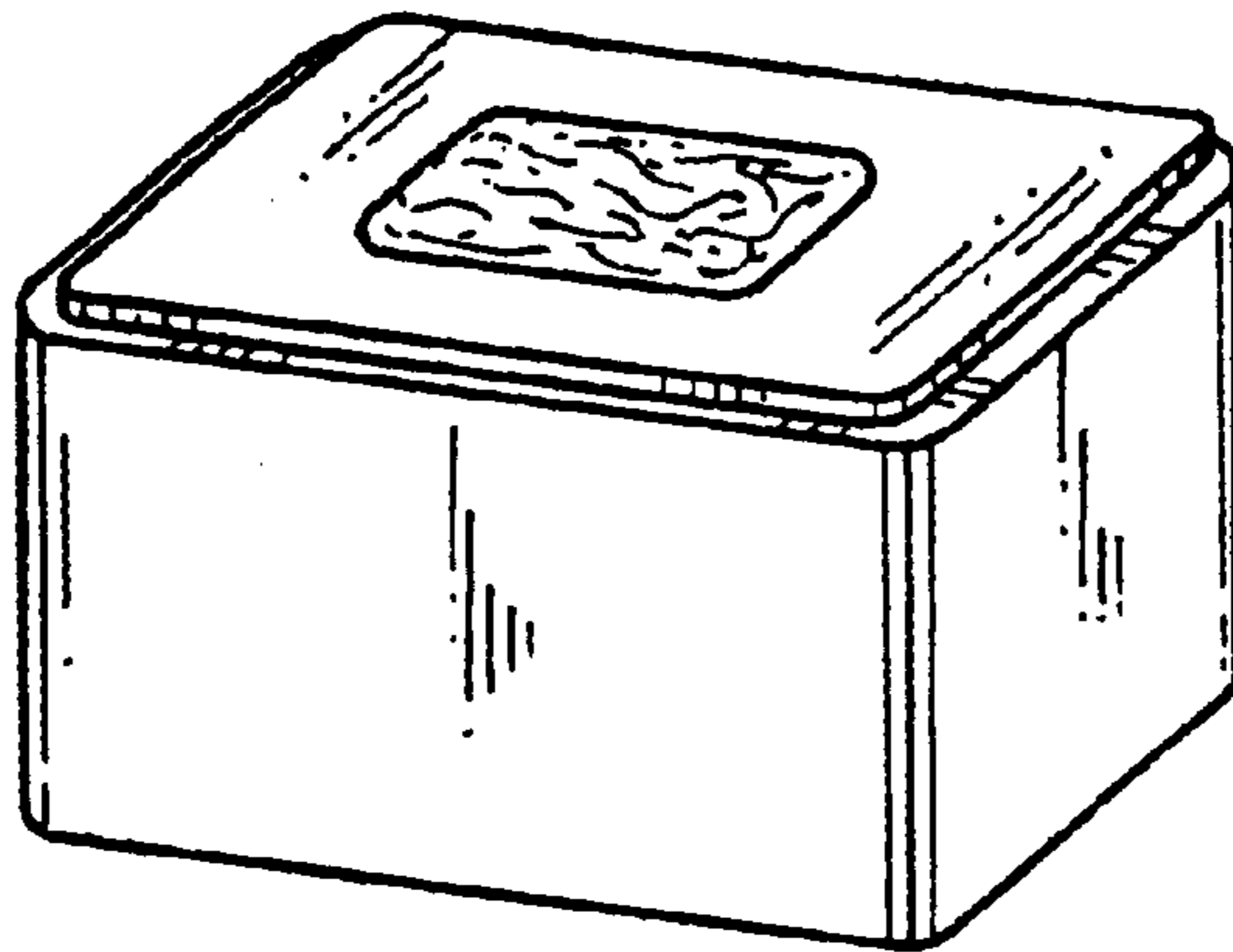
*FIG. 3*



*FIG. 4*



**FIG. 5**



**FIG. 6**