



US00D446332S

(12) **United States Design Patent**  
**Grossman**

(10) **Patent No.:** **US D446,332 S**

(45) **Date of Patent:** **\*\* Aug. 7, 2001**

(54) **RECESSED LIGHT FIXTURE**

(75) Inventor: **Alvin J. Grossman**, Highland Park, IL (US)

(73) Assignee: **Conservation Technology, Ltd.**, Northbrook, IL (US)

(\*\*) Term: **14 Years**

(21) Appl. No.: **29/129,625**

(22) Filed: **Sep. 19, 2000**

(51) **LOC (7) Cl.** ..... **26-05**

(52) **U.S. Cl.** ..... **D26/74**

(58) **Field of Search** ..... D26/60-65, 74;  
362/167, 191, 418, 419, 427, 364, 365,  
366, 147

(56) **References Cited**

**U.S. PATENT DOCUMENTS**

5,207,504 \* 5/1993 Swift et al. .... 362/147  
6,135,615 \* 10/2000 Lee ..... 362/147

\* cited by examiner

*Primary Examiner*—Lisa Lichtenstein

(74) *Attorney, Agent, or Firm*—Gerald M. Newman

(57) **CLAIM**

The ornamental design for a recessed light fixture, as shown and described.

**DESCRIPTION**

FIG. 1 is an isometric view of a recessed light fixture embodying my new design.

FIG. 2 is a front elevational view of the design shown in FIG. 1.

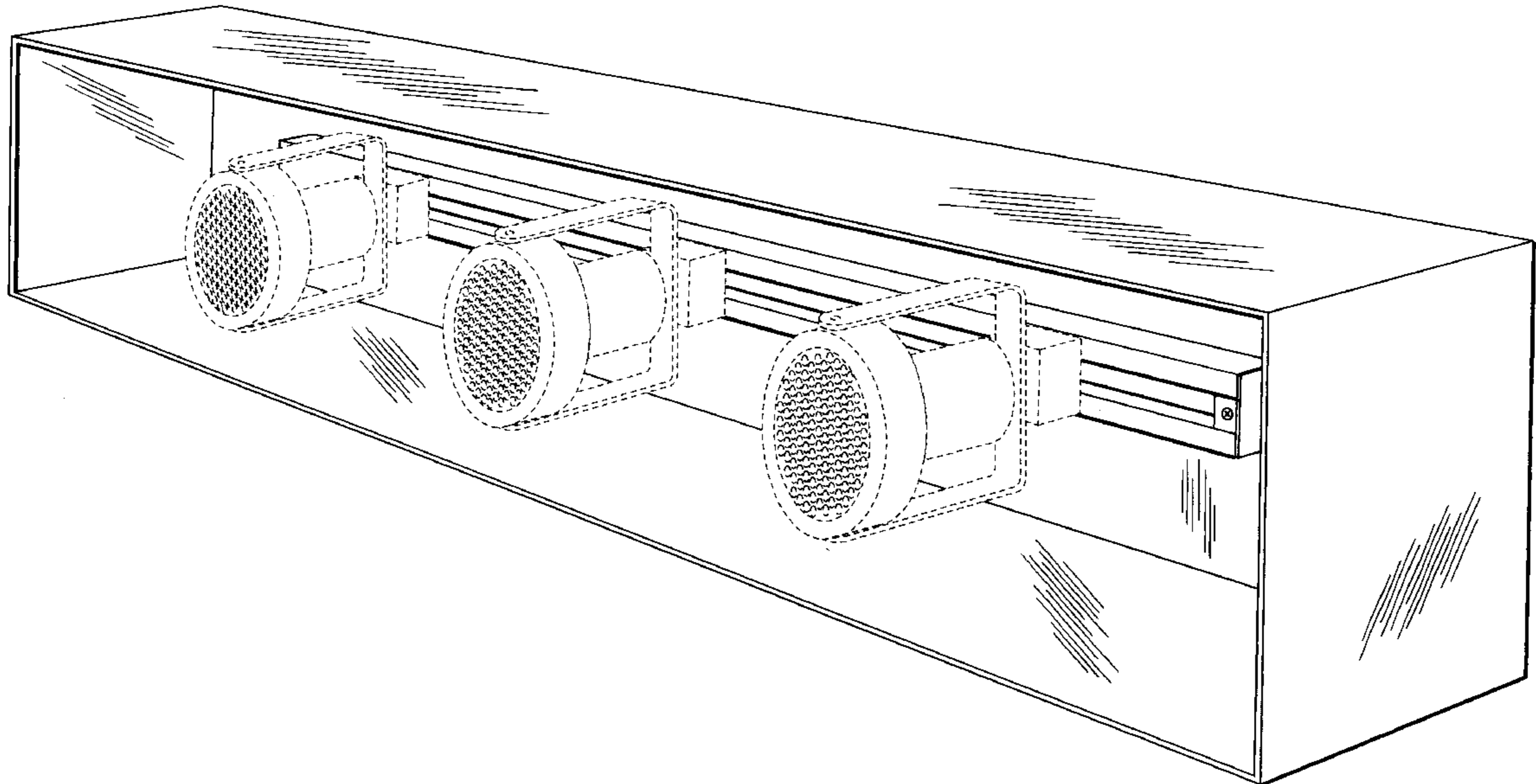
FIG. 3 is a rear elevational view of the design shown in FIG. 1.

FIG. 4 is a bottom plan view of the design shown in FIG. 1; and,

FIG. 5 is a left side elevational view of the design shown in FIG. 1.

The broken line showing of environmental structure in FIGS. 1 and 2 is for illustrative purposes only and forms no part of the claimed design.

**1 Claim, 3 Drawing Sheets**



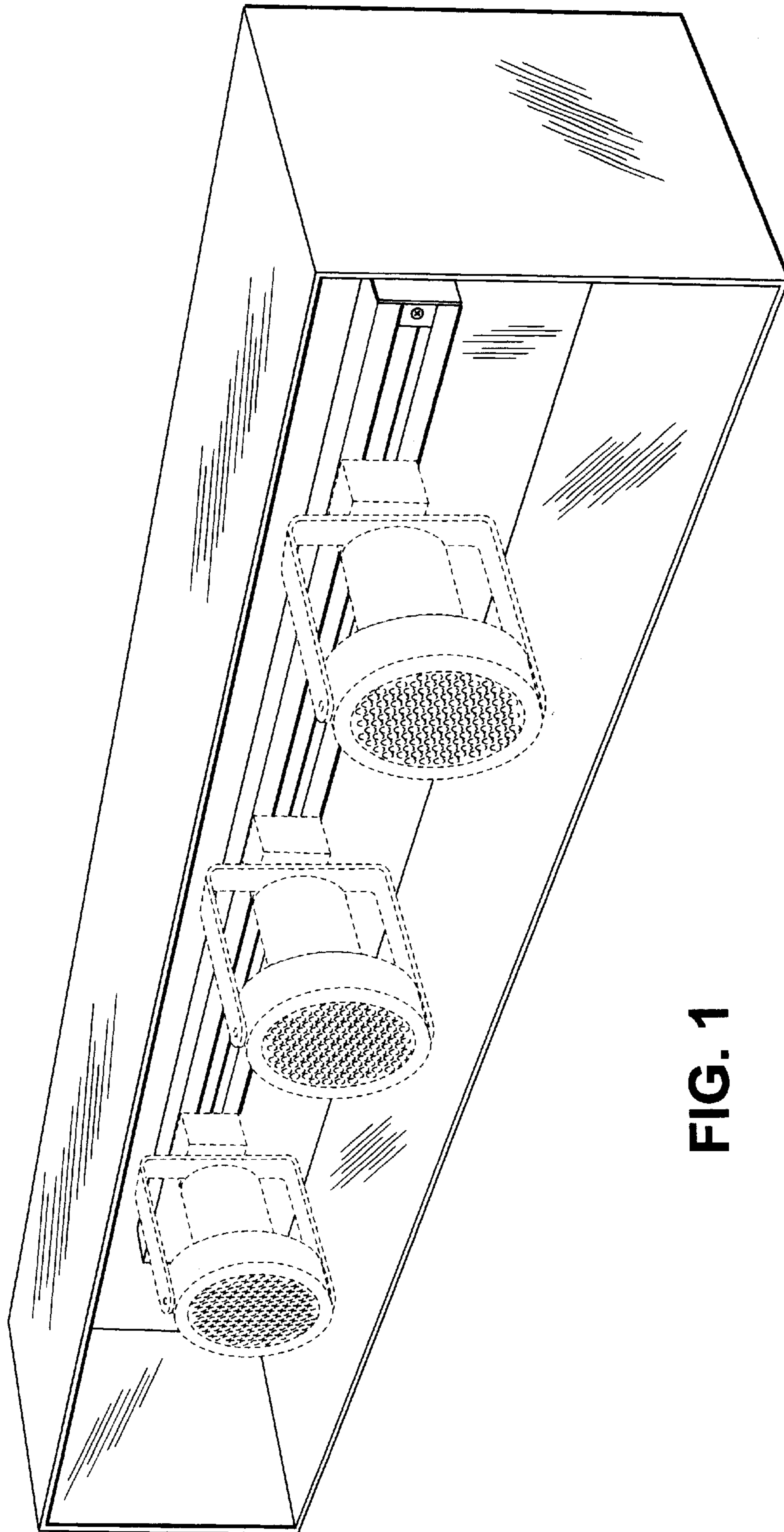


FIG. 1

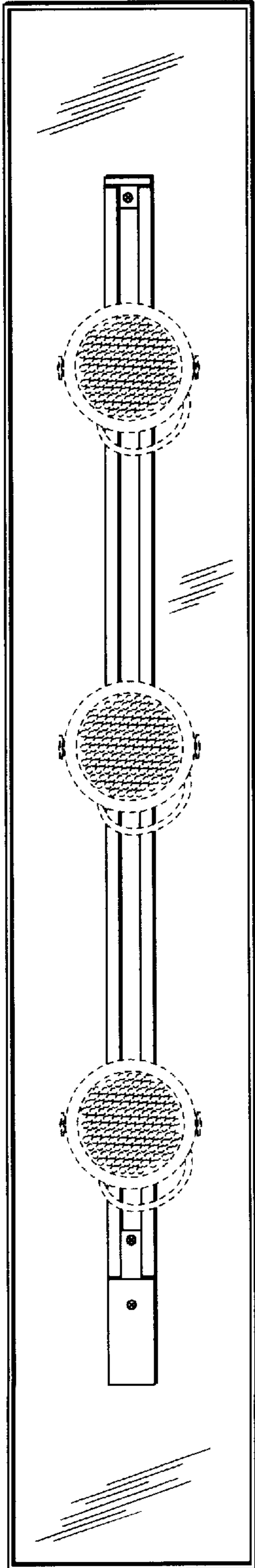


FIG. 2



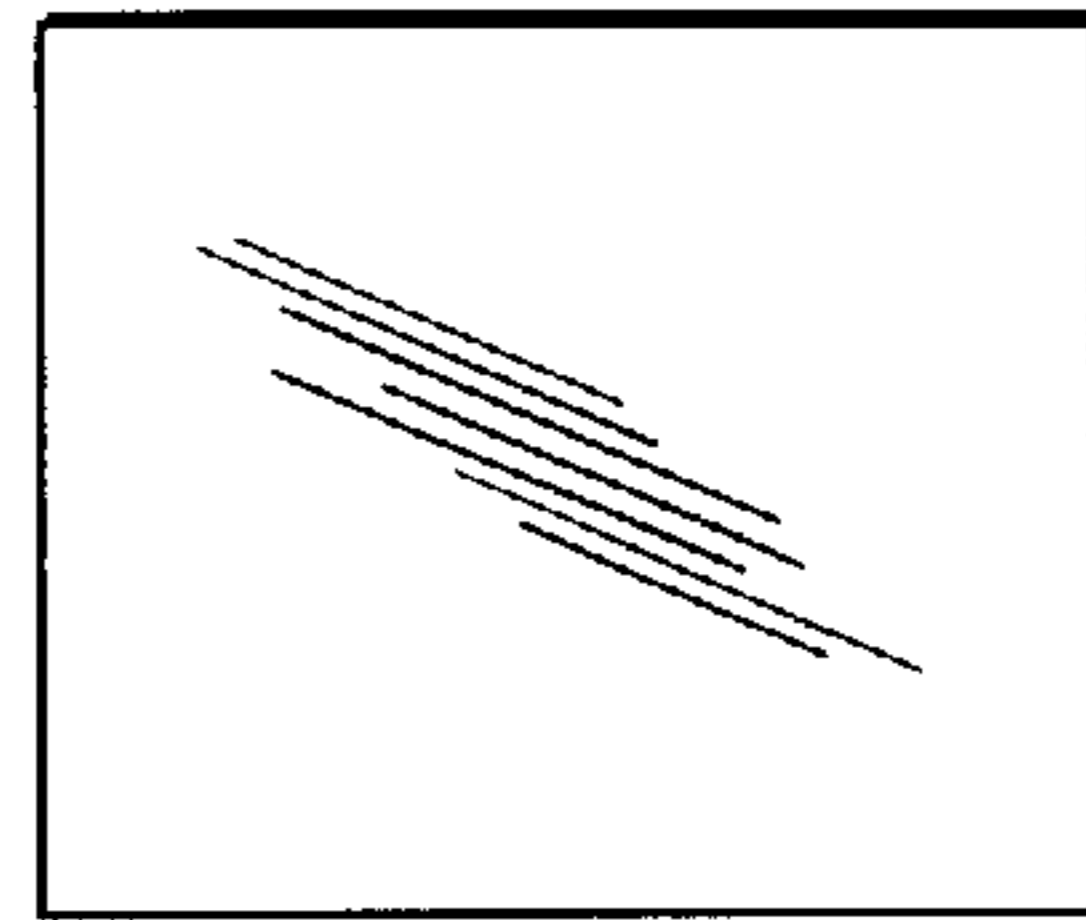


FIG. 3



**FIG. 4**



**FIG. 5**