



US00D446290S

(12) **United States Design Patent**
Jeng

(10) **Patent No.:** **US D446,290 S**

(45) **Date of Patent:** **** Aug. 7, 2001**

(54) **GAS HEATER**

(75) **Inventor:** **Chary Jeng**, City of Industry, CA (US)

(73) **Assignee:** **Berkeley Products, Inc.**, City of Industry, CA (US)

(**) **Term:** **14 Years**

(21) **Appl. No.:** **29/112,849**

(22) **Filed:** **Oct. 21, 1999**

(51) **LOC (7) Cl.** **23-03**

(52) **U.S. Cl.** **D23/328; D23/342; D26/51**

(58) **Field of Search** **D23/332, 335, D23/336, 338, 339, 340, 342, 328; 126/59, 59.5, 92 B, 85 R, 83, 90 R, 90 A, 225, 25 R, 25 B; D26/51, 58, 59; D6/486-8, 399, 511; 362/92, 217, 253**

(56) **References Cited**

U.S. PATENT DOCUMENTS

- D. 42,178 * 2/1912 Roy .
- D. 187,490 * 3/1960 Hammes .
- D. 325,963 * 5/1992 Anderson D23/342

- D. 383,018 * 9/1997 Grosfillex D6/488
- D. 406,206 * 3/1999 Grosfillex D6/486
- D. 418,342 * 1/2000 Von Gunten et al. D6/511
- 3,251,356 * 5/1966 Prince et al. .
- 3,503,379 * 3/1970 Kuhn et al. .

* cited by examiner

Primary Examiner—B. J. Bullock

(74) *Attorney, Agent, or Firm*—Frank Frisenda

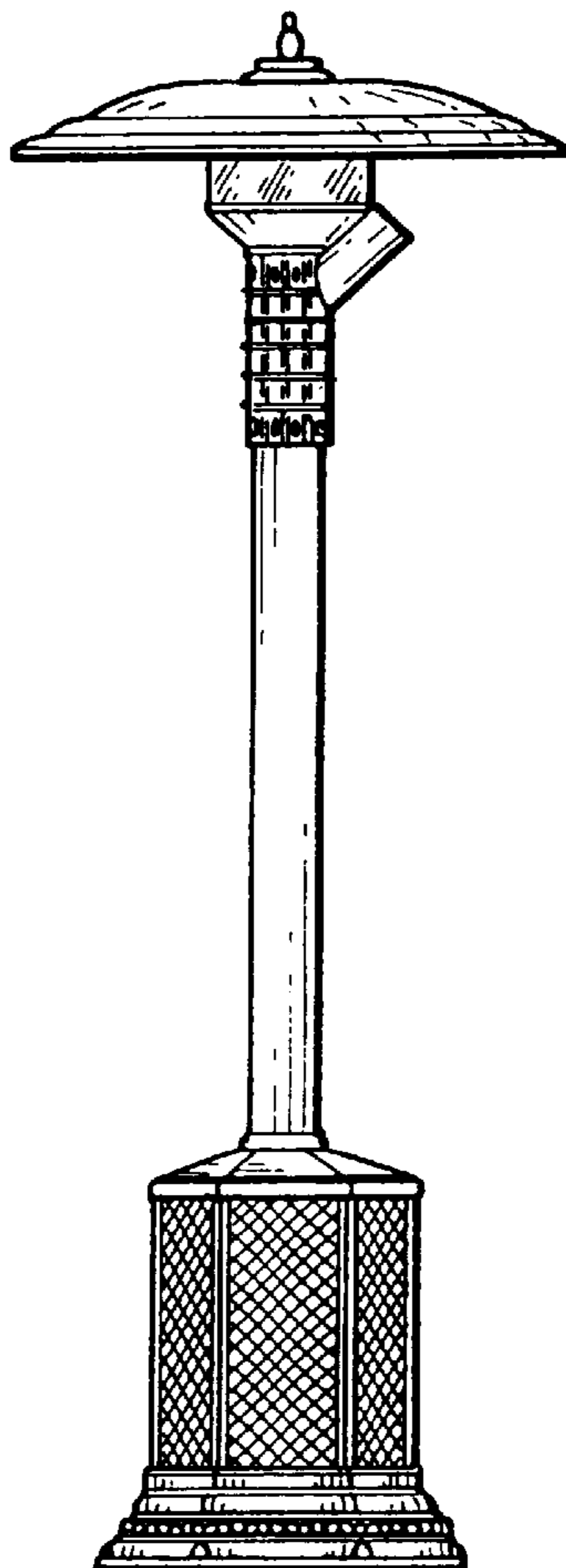
(57) **CLAIM**

The ornamental design for a gas heater, as shown and described.

DESCRIPTION

FIG. 1 is a front view showing my new design in one embodied form;
 FIG. 2 is a left side view of my design shown in FIG. 1;
 FIG. 3 is a top plan view of my design shown in FIG. 1; and,
 FIG. 4 is a bottom view of my design shown in FIG. 1.
 The surface(s) or portion(s) of the article not shown in the drawing or described in the specification form(s) no part of the claim design.

1 Claim, 1 Drawing Sheet



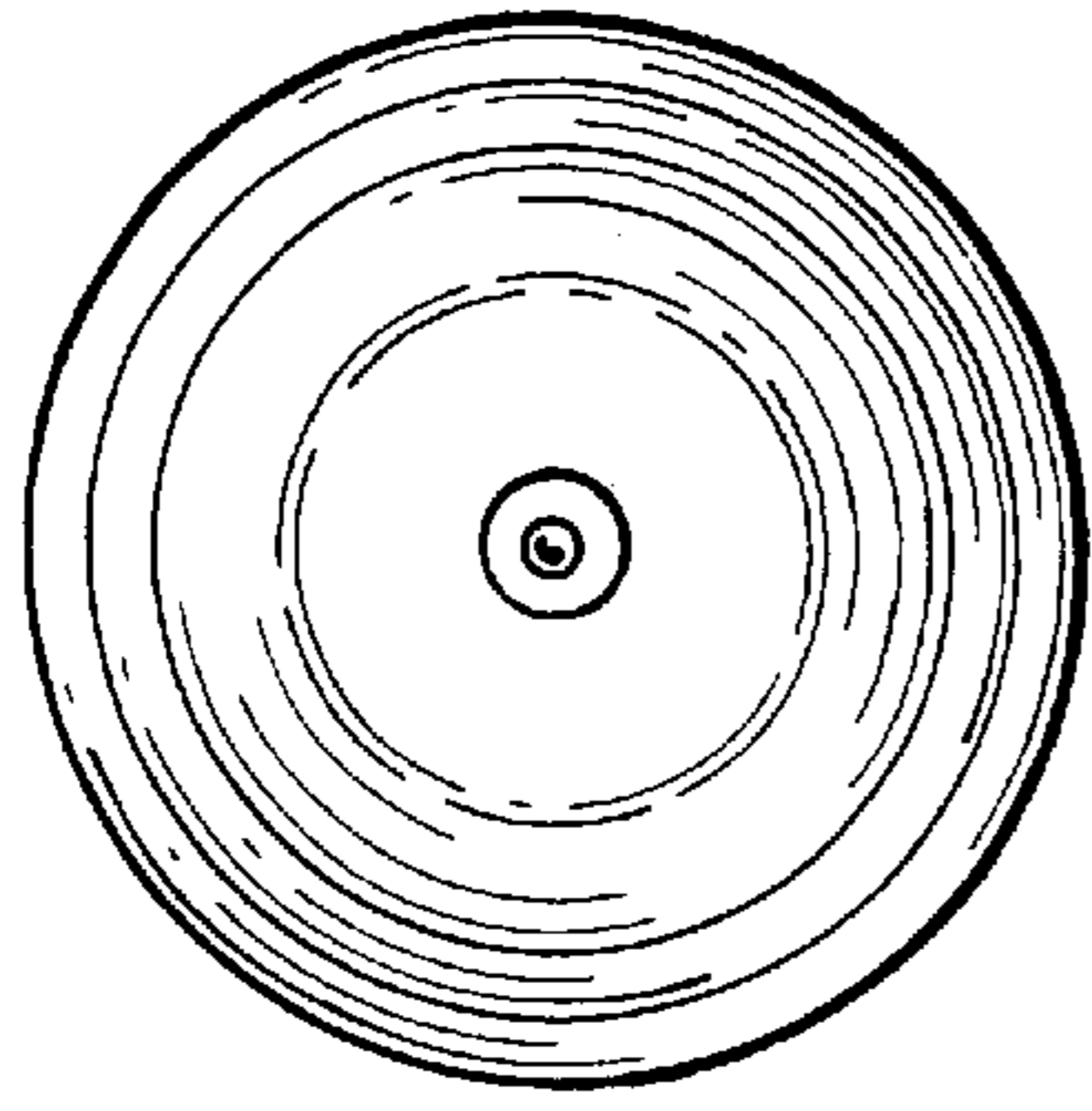


FIG. 3

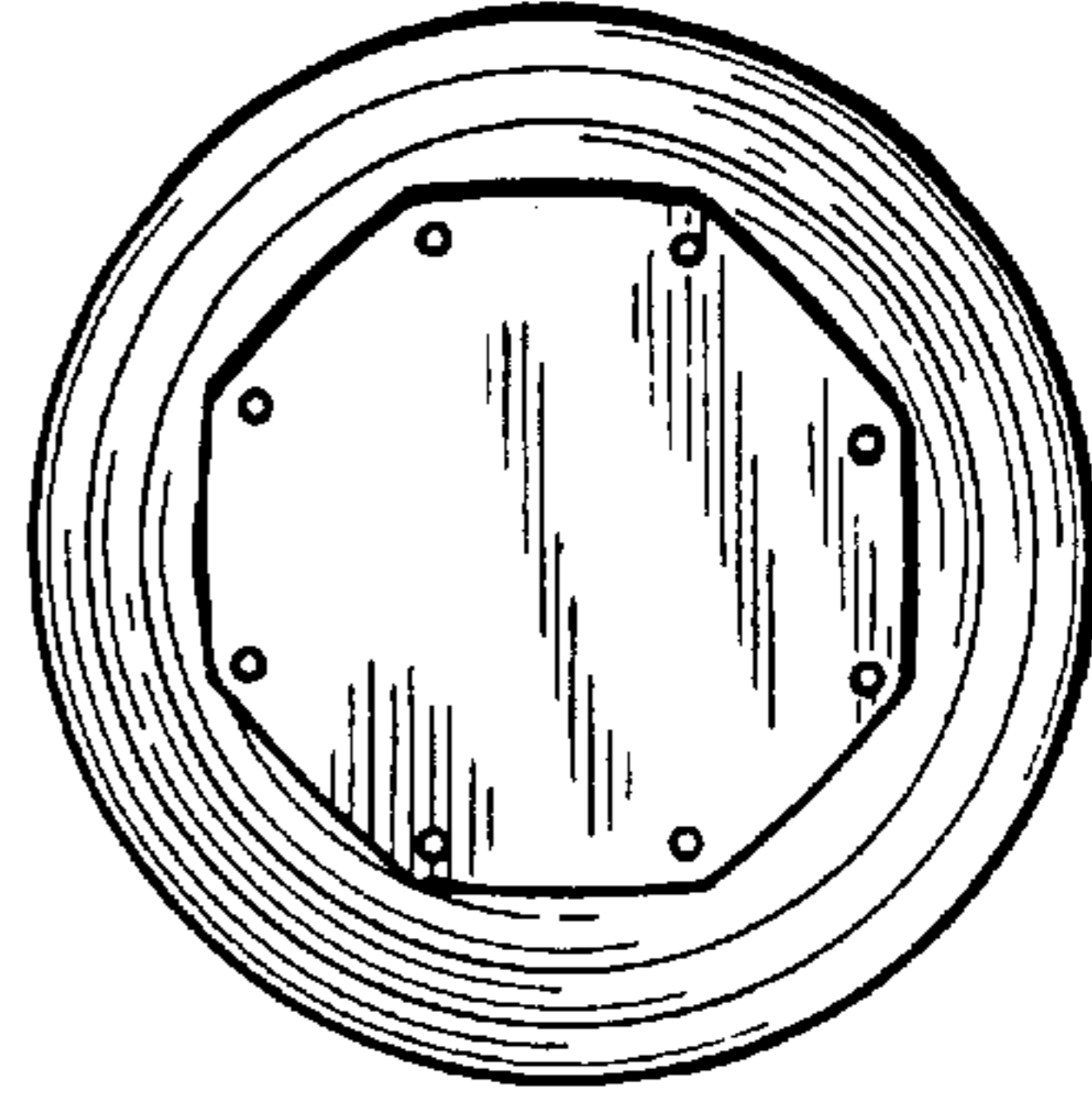


FIG. 4

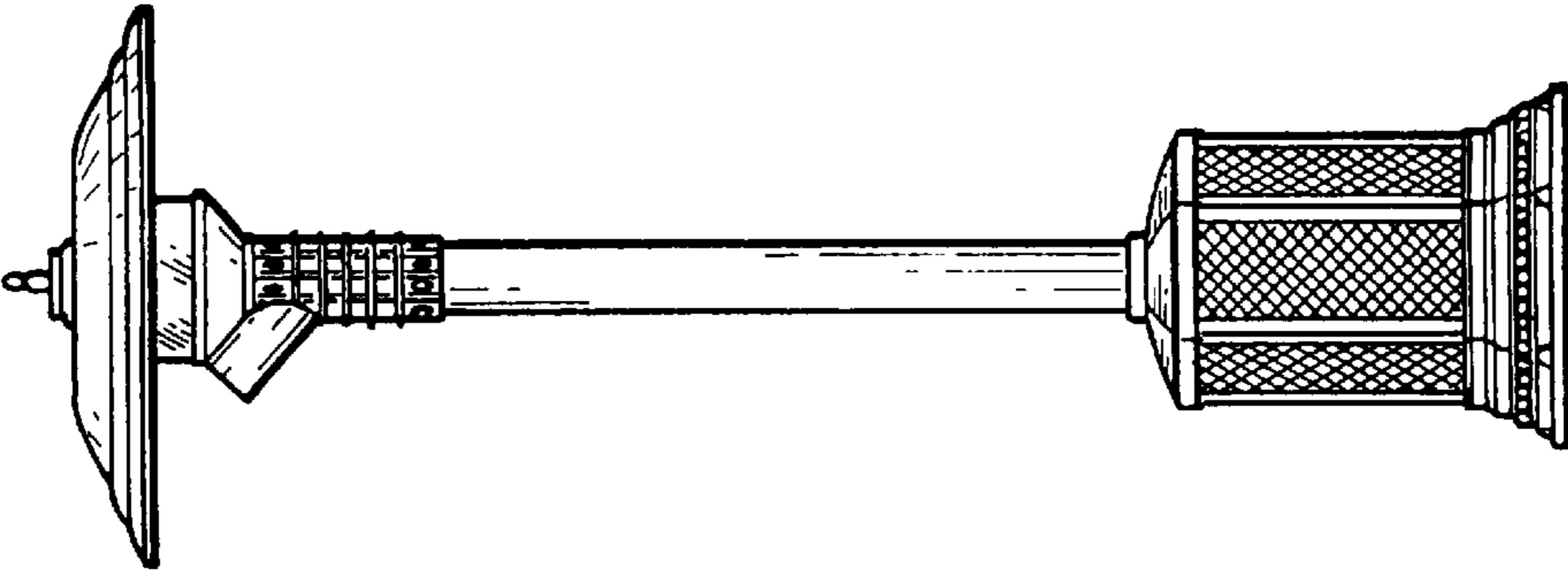


FIG. 2

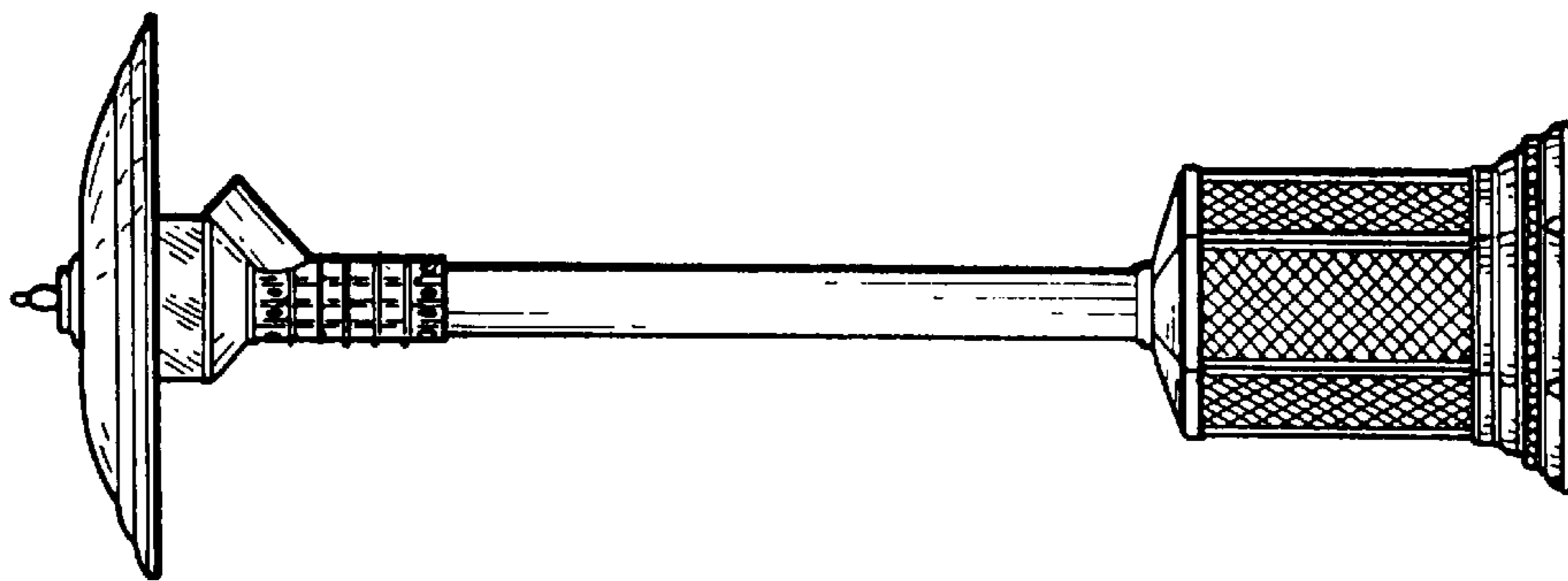


FIG. 1