



US00D446287S

(12) **United States Design Patent**  
**Fleischmann**

(10) **Patent No.:** **US D446,287 S**

(45) **Date of Patent:** **\*\* Aug. 7, 2001**

(54) **SANITARY FAUCET COMPONENT**

(75) **Inventor:** **Klaus Fleischmann, Krefeld (DE)**

(73) **Assignee:** **Hansa Metallwerke AG (DE)**

(\*\*) **Term:** **14 Years**

(21) **Appl. No.:** **29/128,663**

(22) **Filed:** **Aug. 29, 2000**

(30) **Foreign Application Priority Data**

Feb. 2, 2000 (DE) ..... 400 02 468

(51) **LOC (7) Cl.** ..... **23-01**

(52) **U.S. Cl.** ..... **D23/250**

(58) **Field of Search** ..... D23/238-257;  
D8/300-308, 350-354; 4/675-678; 137/801

(56) **References Cited**

**U.S. PATENT DOCUMENTS**

- D. 268,358 \* 3/1983 Saporito et al. .... D23/250
- D. 291,233 \* 8/1987 Jans ..... D23/242
- D. 294,631 \* 3/1988 Bourbon ..... D23/241
- D. 299,160 \* 12/1988 Lathrop ..... D23/252

- D. 299,845 \* 2/1989 Paul ..... D23/252
- D. 300,942 \* 5/1989 Paul ..... D23/242
- D. 311,483 \* 10/1990 Strignano ..... D23/242
- D. 412,358 \* 7/1999 Slothower ..... D23/250
- D. 415,258 \* 10/1999 Fleischmann ..... D23/250

\* cited by examiner

*Primary Examiner*—Louis S. Zarfes

*Assistant Examiner*—Gregory Andoll

(74) *Attorney, Agent, or Firm*—Factor & Partners


(57) **CLAIM**

The ornamental design for sanitary faucet component, as shown.


**DESCRIPTION**

FIG. 1 is a perspective view of the sanitary faucet component, showing a new ornamental design thereof; FIG. 2 is a side elevational view thereof; FIG. 3 is a front elevational view thereof; FIG. 4 is a back elevational view thereof; FIG. 5 is a top plan view thereof; and, FIG. 6 is a bottom plan view thereof.

**1 Claim, 6 Drawing Sheets**












FIG. 2






FIG. 3






FIG. 4






FIG. 5






FIG. 6