



US00D446286S

(12) **United States Design Patent**
Fleischmann

(10) **Patent No.:** **US D446,286 S**

(45) **Date of Patent:** **** Aug. 7, 2001**

(54) **SANITARY FAUCET**

(75) **Inventor:** **Klaus Fleischmann, Krefeld (DE)**

(73) **Assignee:** **Hansa Metallwerke AG (DE)**

(**) **Term:** **14 Years**

(21) **Appl. No.:** **29/128,701**

(22) **Filed:** **Aug. 29, 2000**

(30) **Foreign Application Priority Data**

Feb. 2, 2000 (DE) 4 00 02 455

(51) **LOC (7) Cl.** **23-01**

(52) **U.S. Cl.** **D23/242**

(58) **Field of Search** D23/238-243,
D23/245, 249-257, 304; D8/300-310, 350-354;
4/675-678; 16/110 R-121; 137/801

(56) **References Cited**

U.S. PATENT DOCUMENTS

D. 29,234 * 2/1898 Brewster D23/238

D. 208,737 * 9/1967 Huling D23/231
D. 267,110 * 11/1982 Arnolds D23/242
D. 301,605 * 6/1989 Jans D23/255
D. 431,072 * 9/2000 Milrud et al. D23/304

* cited by examiner

Primary Examiner—Louis S. Zarfes

Assistant Examiner—Gregory Andoll

(74) *Attorney, Agent, or Firm*—Factor & Partners

(57) **CLAIM**

The ornamental design for sanitary faucet, as shown.

DESCRIPTION

FIG. 1 is a perspective view of the sanitary faucet, showing a new ornamental design thereof;

FIG. 2 is a front elevational view thereof;

FIG. 3 is a back elevational view thereof;

FIG. 4 is a top plan view thereof; and,

FIG. 5 is a bottom plan view thereof.

1 Claim, 5 Drawing Sheets

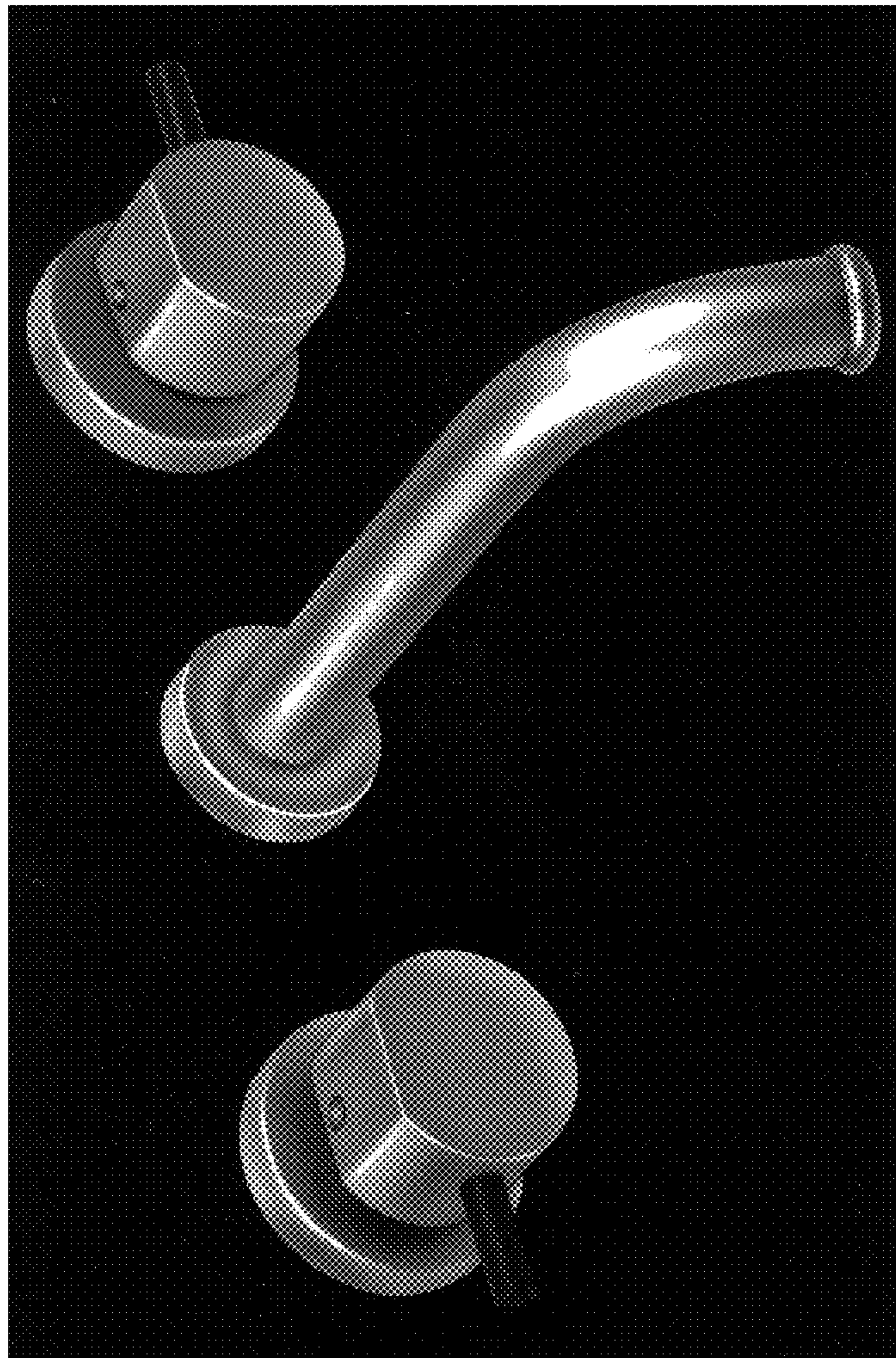




FIG. 1

FIG. 2






FIG. 3





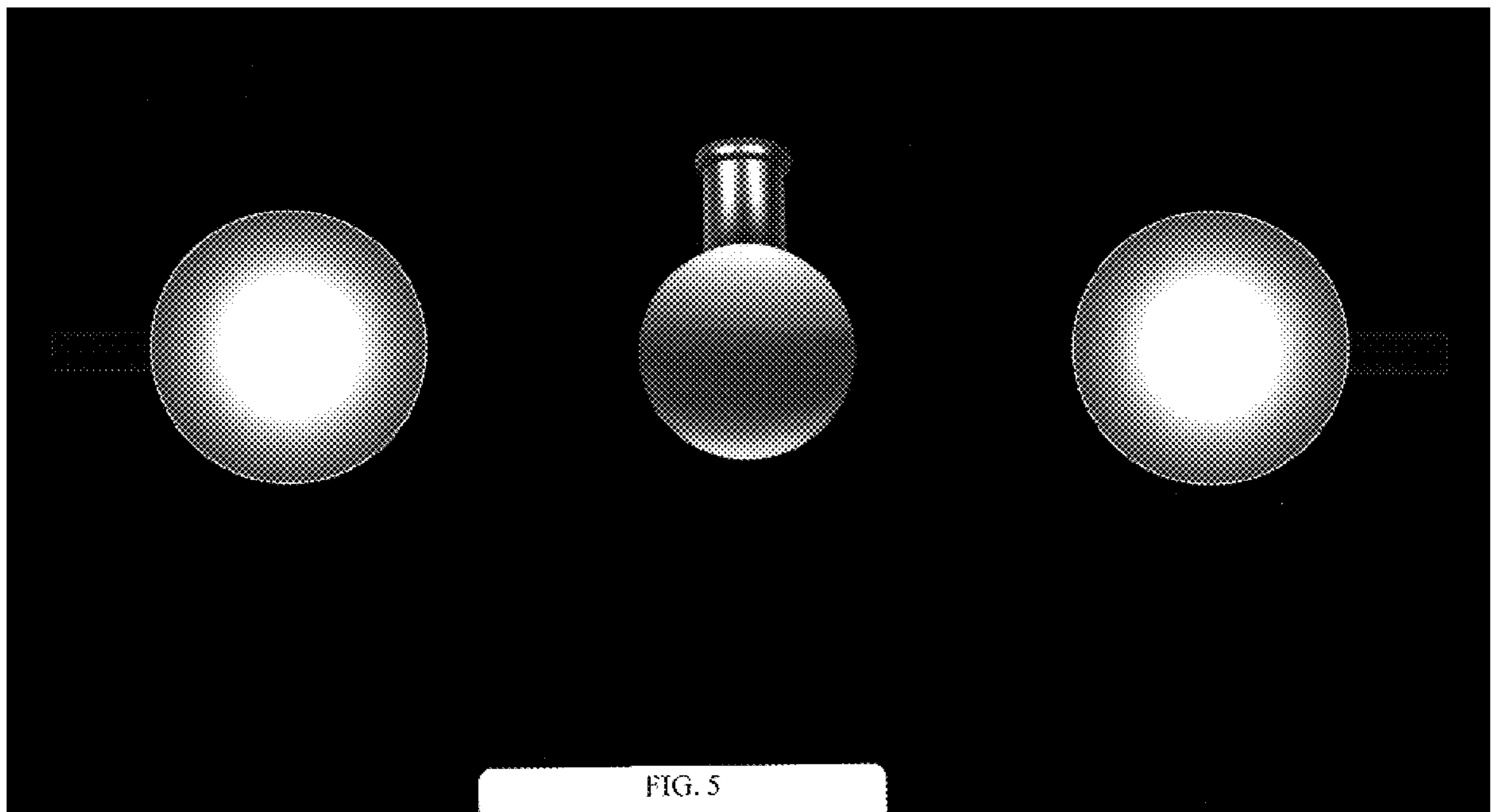


FIG. 5