



US00D446279S

(12) **United States Design Patent**  
**Tanaka et al.**

(10) **Patent No.:** **US D446,279 S**

(45) **Date of Patent:** **\*\* Aug. 7, 2001**

(54) **FLY PATTERN USED FOR FLY FISHING**

(76) Inventors: **Tsutomu Tanaka**, 497 Kumagawa,  
Fussa-shi, Tokyo; **Kaoruko Yoshida**,  
Kitano Bldg. 301, 2-71-5 Kotake-cho,  
Nerima-ku, Tokyo, both of (JP)

(\*\*) Term: **14 Years**

(21) Appl. No.: **29/094,763**

(22) Filed: **Oct. 9, 1998**

(30) **Foreign Application Priority Data**

Apr. 27, 1998 (JP) ..... 10-11910

(51) **LOC (7) Cl.** ..... **22-05**

(52) **U.S. Cl.** ..... **D22/132**

(58) **Field of Search** ..... D22/128, 132,  
D22/129, 126, 127; 43/42.25, 42.39, 42.53,  
42.28, 42.37

(56) **References Cited**

**U.S. PATENT DOCUMENTS**

D. 105,158 \* 6/1937 Weaver ..... D22/132

D. 296,124 \* 6/1988 Moser ..... D22/128

D. 325,766 \* 4/1992 Kruger ..... D22/128

2,596,457 \* 5/1952 Wulff ..... 43/42.53

5,068,997 \* 12/1991 Shimazaki ..... 43/42.25

**OTHER PUBLICATIONS**

L.L. Bean, *Bean's Favorite Flies*, 1989, p. 26.\*

\* cited by examiner

*Primary Examiner*—Louis S. Zarfes

*Assistant Examiner*—Catherine R. Oliver


(57) **CLAIM**

The ornamental design for a fly pattern used for fly fishing,  
as shown and described.

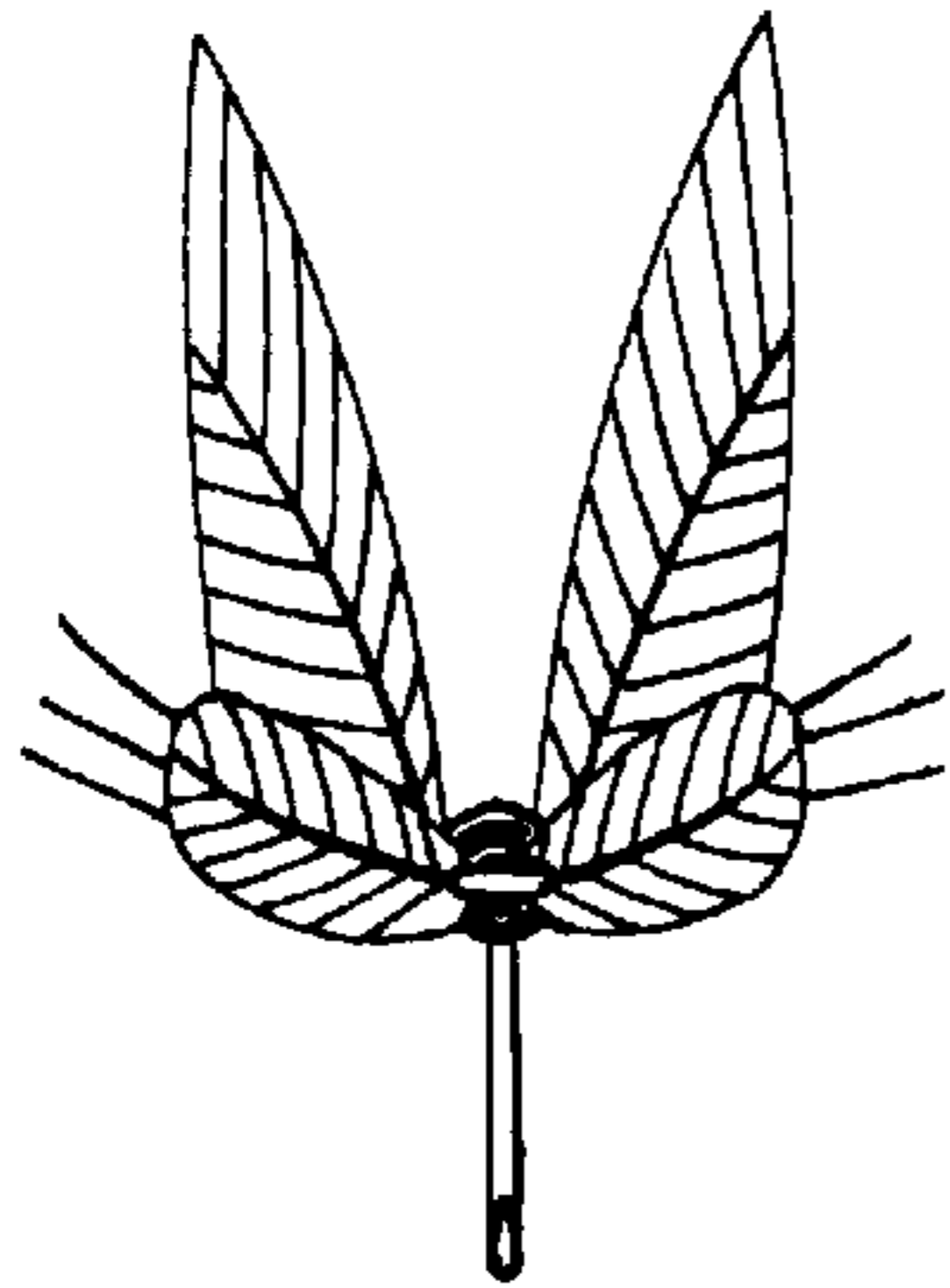
**DESCRIPTION**

FIG. 1 is a front view of a fly pattern for fly fishing;  
FIG. 2 is a rear view of the fly pattern;  
FIG. 3 is a top view of the fly pattern;  
FIG. 4 is a bottom view of the fly pattern;  
FIG. 5 is a left view of the fly pattern; and,  
FIG. 6 is a right view of the fly pattern.


**1 Claim, 1 Drawing Sheet**



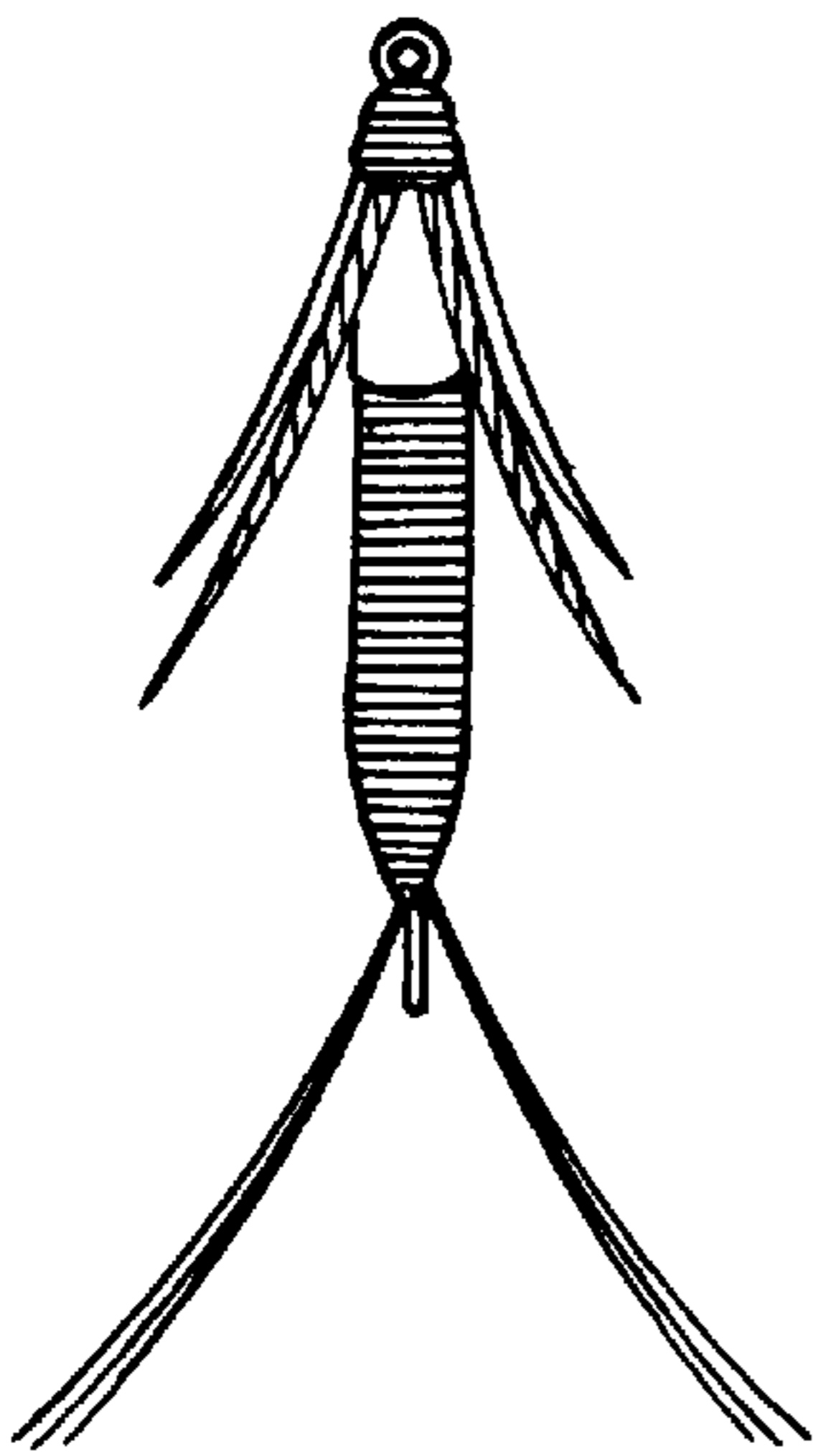
**FIG. 1**



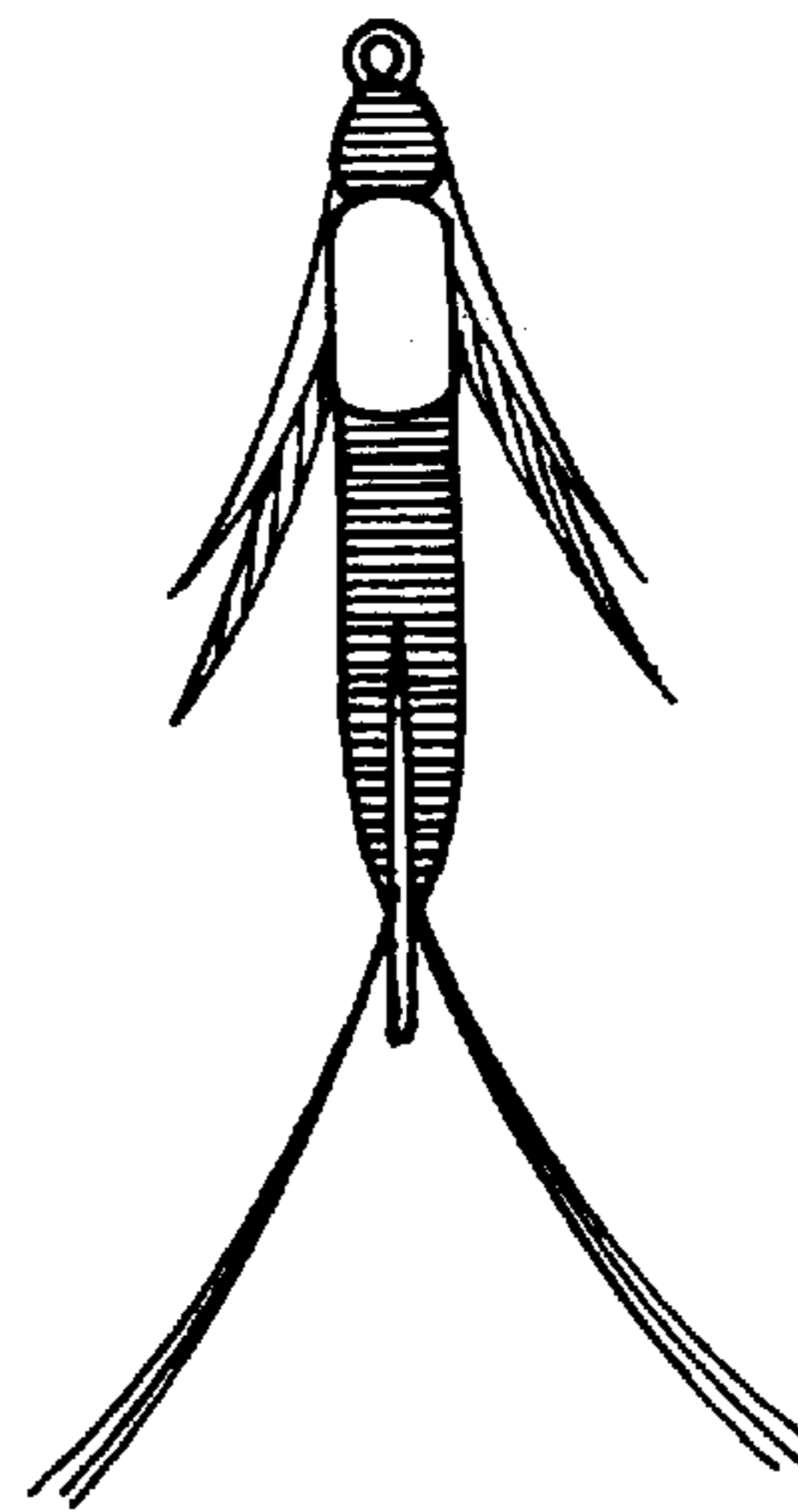
**FIG. 2**




**FIG. 3**



**FIG. 4**



**FIG. 5**



**FIG. 6**

