



US00D446277S

(12) **United States Design Patent**
Tate

(10) **Patent No.:** **US D446,277 S**

(45) **Date of Patent:** **** Aug. 7, 2001**

(54) **GOLF BALL MARKER**

3,610,510 * 10/1971 Lowry D9/315 X

(76) Inventor: **John R. Tate**, 11621 Markon Dr.,
Garden Grove, CA (US) 92841

OTHER PUBLICATIONS

Modern Packaging; p. 228, "special shape"—heart; 1956.*

(**) Term: **14 Years**

* cited by examiner

(21) Appl. No.: **29/132,969**

Primary Examiner—Mitchell Siegel

(22) Filed: **Nov. 20, 2000**

(74) *Attorney, Agent, or Firm*—Charles H. Thomas

(51) **LOC (7) Cl.** **21-02**

(57) **CLAIM**

(52) **U.S. Cl.** **D21/794**

The ornamental design for a golf ball marker, as shown and described.

(58) **Field of Search** D21/793, 794,
D21/386; D11/95, 48, 74, 56, 103; 473/285,
406

DESCRIPTION

(56) **References Cited**

FIG. 1 is a top plan view of a golf ball marker showing my new design;

U.S. PATENT DOCUMENTS

FIG. 2 is a bottom plan view thereof;

- D. 280,294 * 8/1985 Resnick D9/315
- D. 333,347 * 2/1993 Butler, Jr. D11/56
- D. 334,354 * 3/1993 McNally, Jr. D11/103
- D. 350,179 * 8/1994 Johnson D21/794
- D. 369,836 * 5/1996 Mazzio D21/386
- 2,614,842 * 10/1952 Rice D21/386 X
- 3,016,178 * 1/1962 Knocks D9/315 X

FIG. 3 is a right-side elevational view thereof, it being understood that the left-side elevational view appears in mirror image to that illustrated;

FIG. 4 is a front elevational view thereof; and,

FIG. 5 is a rear elevational view thereof.

1 Claim, 1 Drawing Sheet




FIG. 1




FIG. 3



FIG. 2




FIG. 4



FIG. 5

