



US00D446272S

(12) **United States Design Patent**
Baron et al.

(10) **Patent No.:** **US D446,272 S**

(45) **Date of Patent:** **** Aug. 7, 2001**

(54) **SKATE FRAME**

(75) Inventors: **Pascal Baron**, Seynod; **Laurent Marechal**, Argonay, both of (FR)

(73) Assignee: **Salomon S.A.**, Metz-Tessy (FR)

(**) Term: **14 Years**

(21) Appl. No.: **29/135,376**

(22) Filed: **Jan. 12, 2001**

(30) **Foreign Application Priority Data**

Dec. 13, 2000 (XH) DM/052 421

(51) **LOC (7) Cl.** **21-02**

(52) **U.S. Cl.** **D21/764**

(58) **Field of Search** D21/760-764,
D21/771; 280/11.2, 11.12, 11.19, 11.22,
11.26, 11.27, 809, 825, 841

(56) **References Cited**

U.S. PATENT DOCUMENTS

- D. 365,617 * 12/1995 Chen D21/764
- D. 378,116 * 2/1997 Chen D21/764
- D. 387,832 * 12/1997 Lee D21/764
- D. 400,613 11/1998 DeMarchi D21/226

- D. 405,838 * 2/1999 DeMarchi D21/764
- D. 435,880 * 1/2001 DeMarchi D21/764
- 5,484,164 * 1/1996 McInerney et al. 280/11.22
- 5,649,716 * 7/1997 Zhang 280/11.22
- 6,176,497 1/2001 Bonaventure 280/11.27

* cited by examiner

Primary Examiner—Raphael Barkai

(74) *Attorney, Agent, or Firm*—Greenblum & Bernstein, P.L.C.

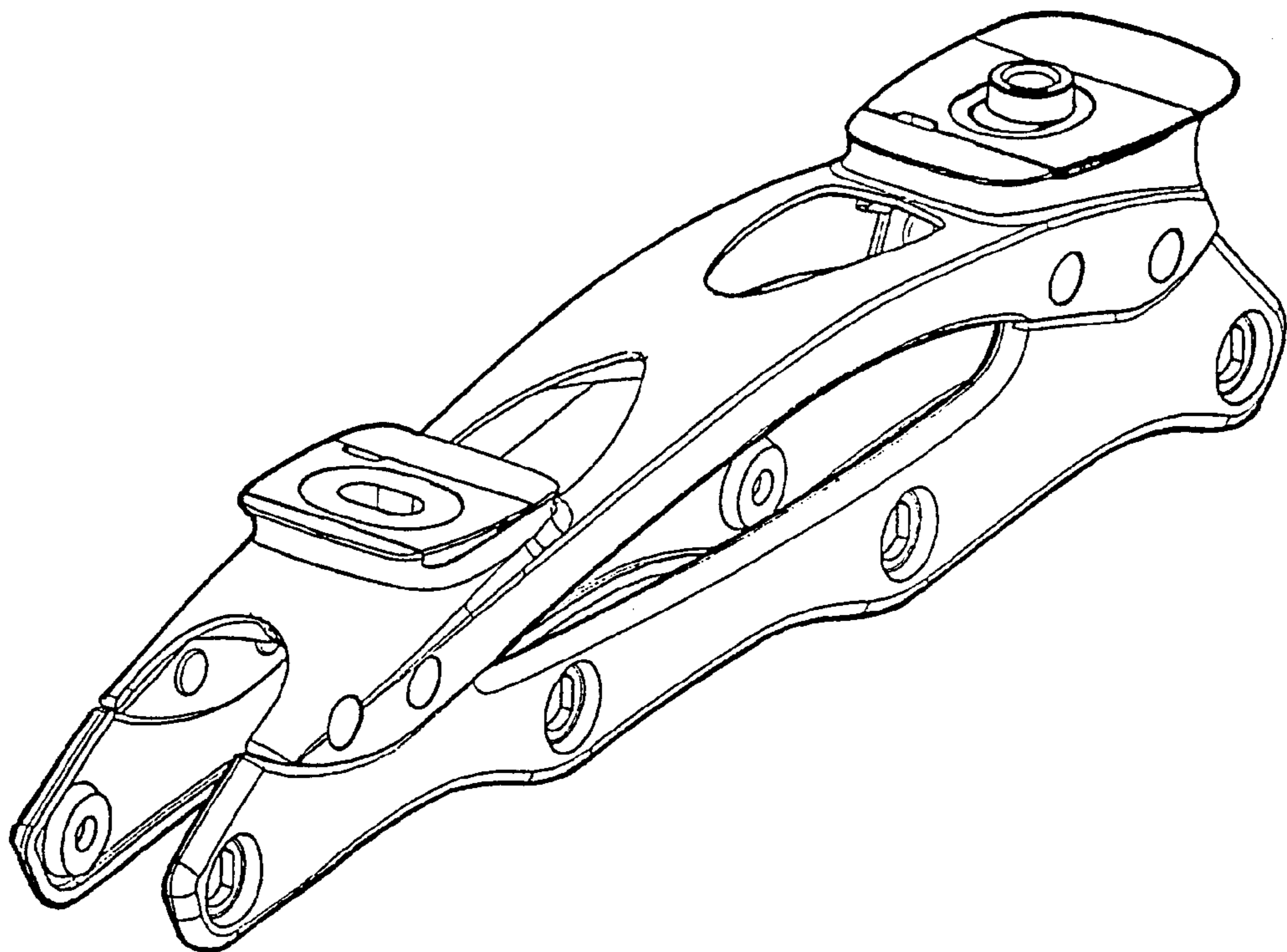
(57) **CLAIM**

We claim the ornamental design for a skate frame, as shown and described.

DESCRIPTION

FIG. 1 is a top view of a skate frame, showing our new design;
 FIG. 2 is a right side view thereof, the left side being a mirror image of the right side;
 FIG. 3 is a bottom view thereof;
 FIG. 4 is a rear end view thereof;
 FIG. 5 is a front end view thereof; and,
 FIG. 6 is a perspective view thereof, showing the left, front, and top.

1 Claim, 2 Drawing Sheets



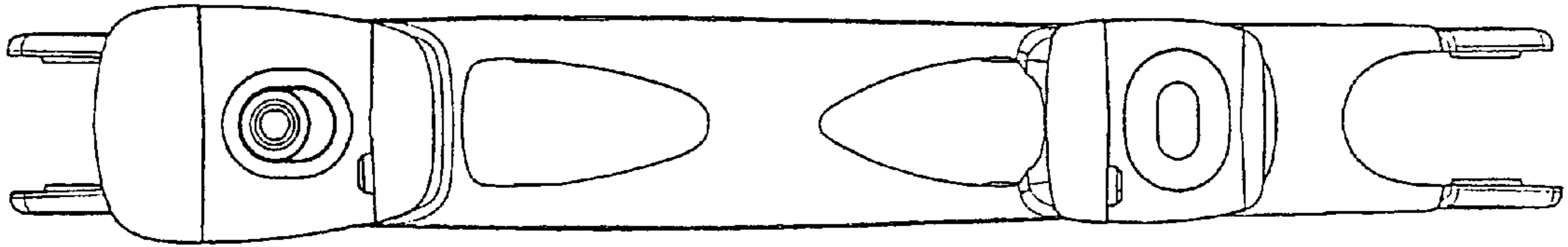


FIG. 1

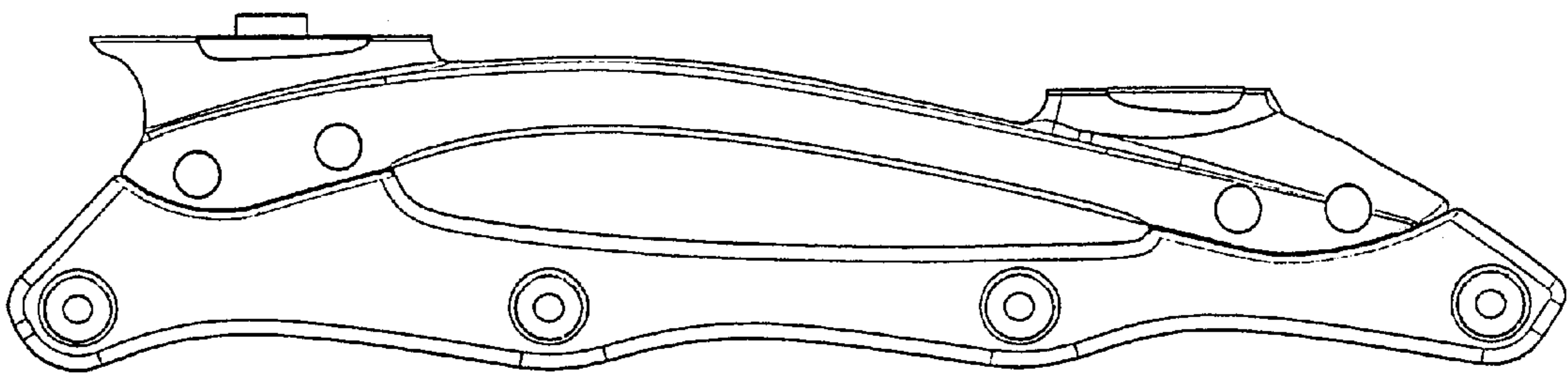


FIG. 2




FIG. 3

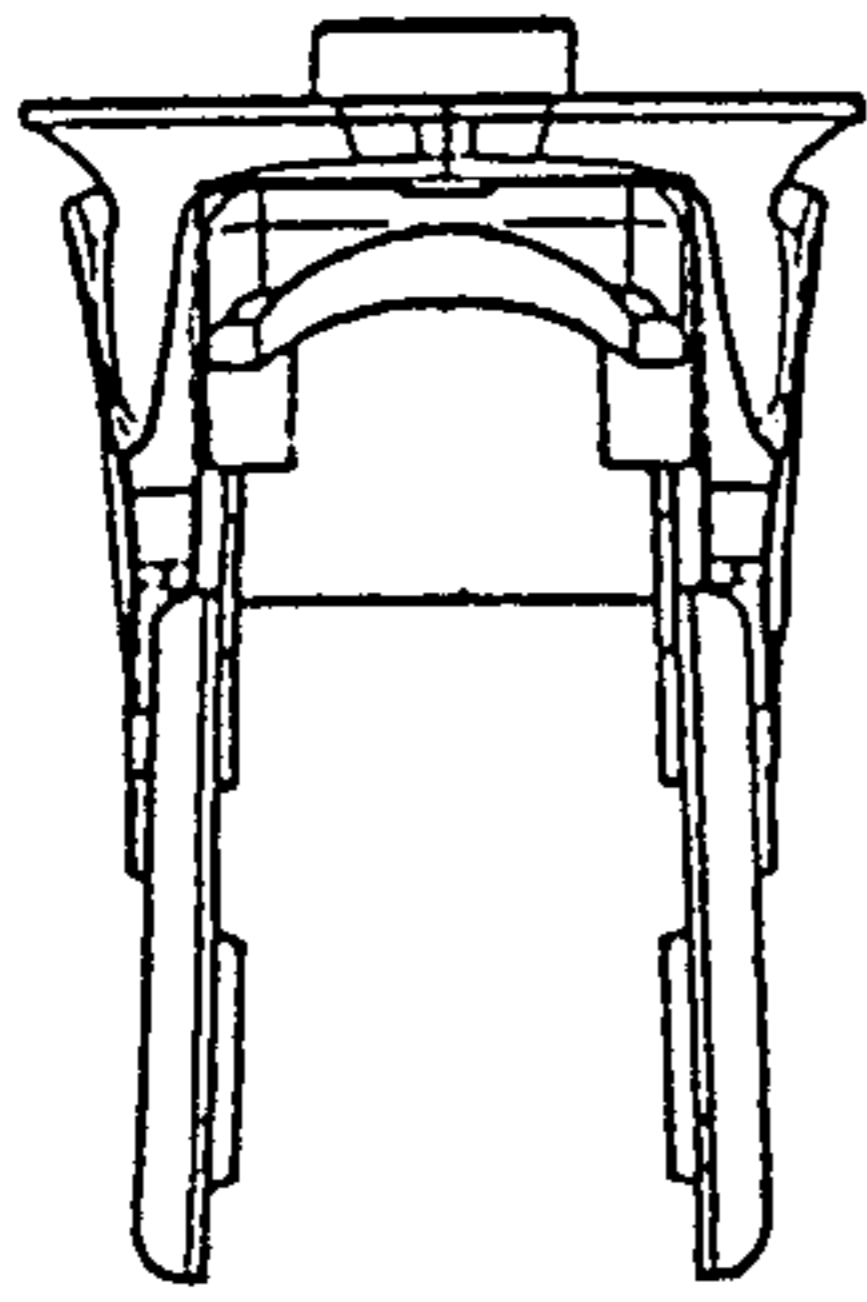


FIG. 4

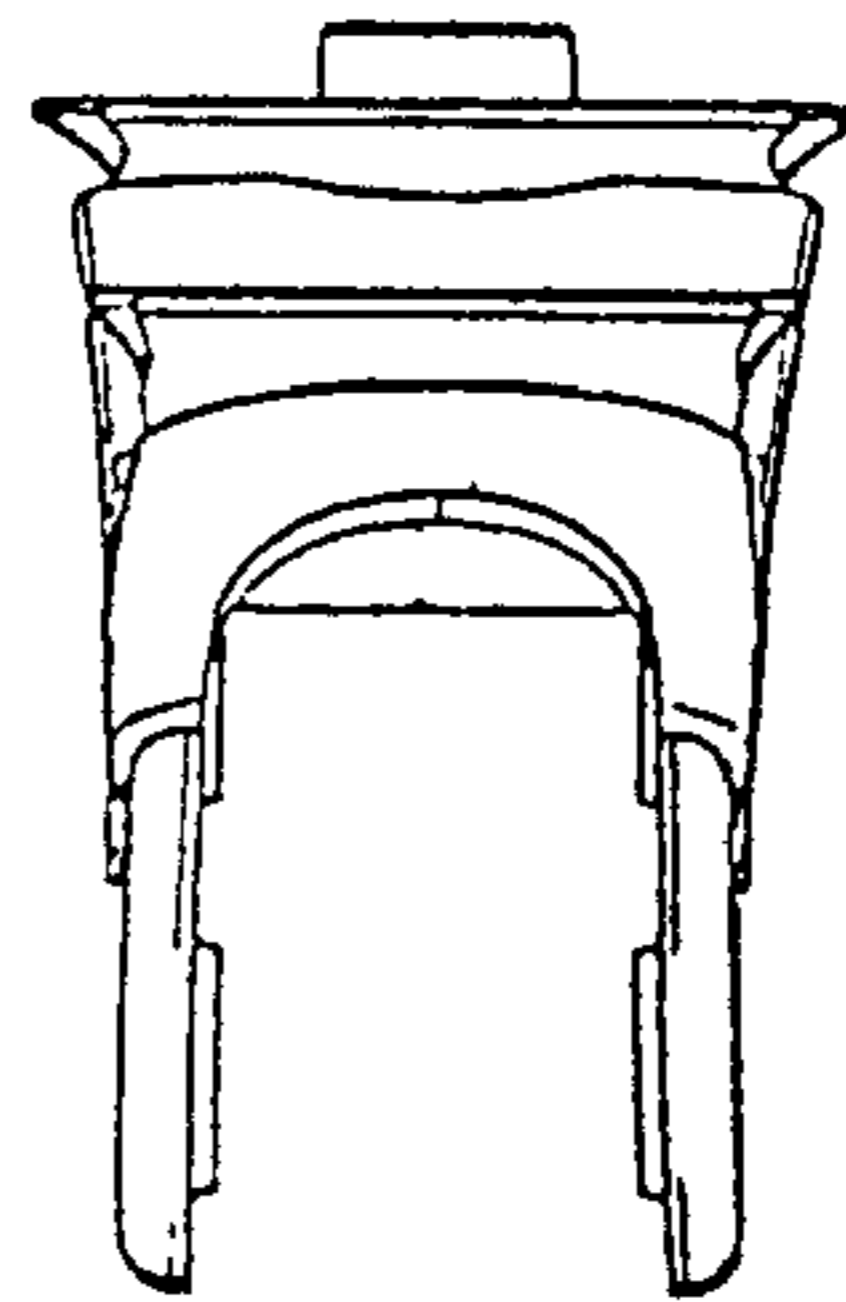


FIG. 5

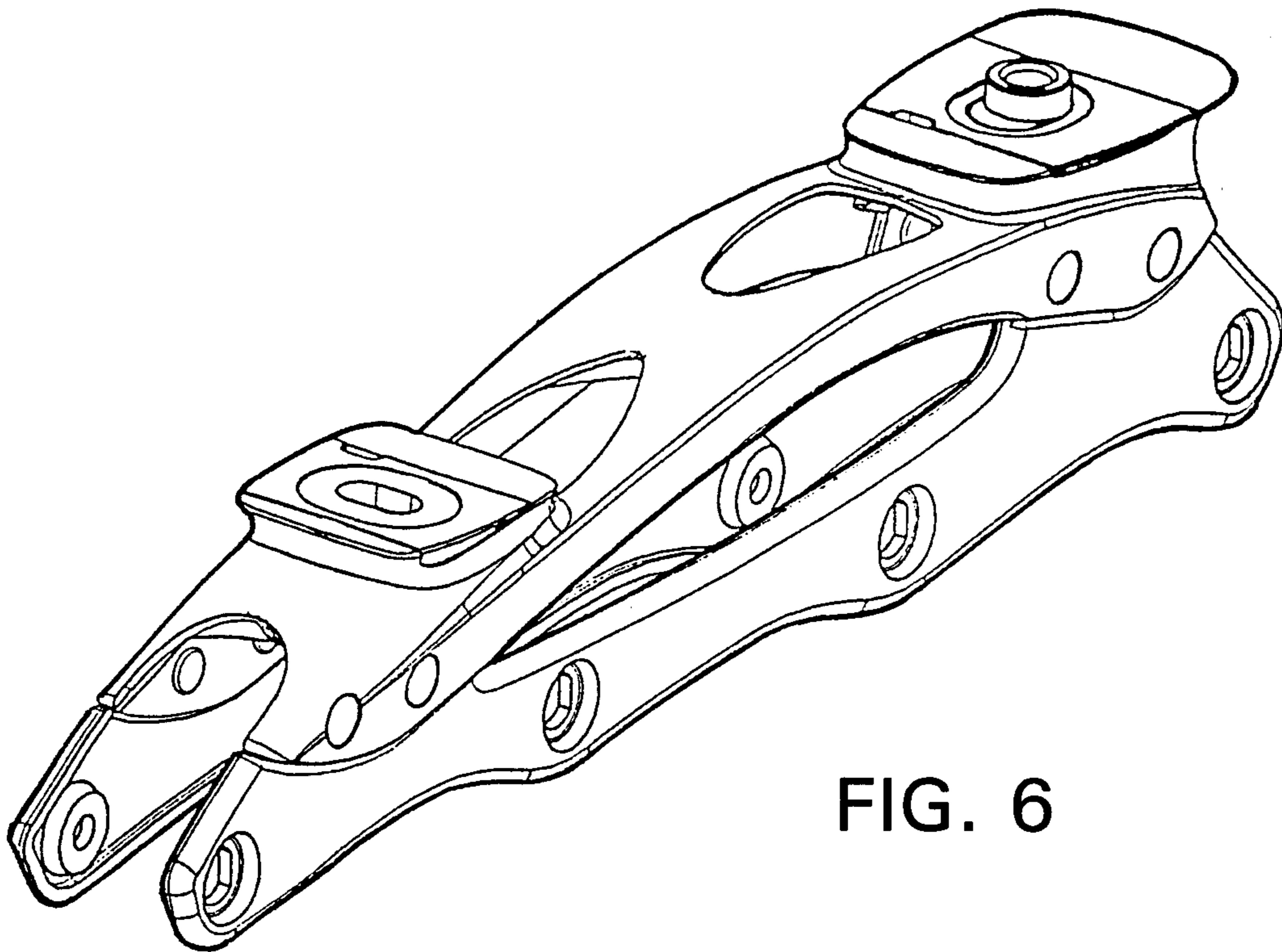


FIG. 6