



US00D446268S

(12) **United States Design Patent**
Satoh et al.

(10) **Patent No.:** **US D446,268 S**

(45) **Date of Patent:** **** Aug. 7, 2001**

(54) **GOLF CLUB HEAD**

(74) *Attorney, Agent, or Firm*—Rosenthal & Osha L.L.P.

(75) **Inventors:** **Tokuo Satoh**, Fuchu; **Hiroshi Ishikawa**, Tokyo; **Yasushi Mochida**, Fuchu, all of (JP)

(57) **CLAIM**

The ornamental design for a golf club head, as shown and described.

(73) **Assignee:** **Ryobi Ltd.**, Hiroshima-ken (JP)

DESCRIPTION

(**) **Term:** **14 Years**

FIG. 1 is a front view of the design according to the invention.

(21) **Appl. No.:** **29/123,572**

FIG. 2 is a rear view of the design according to the invention;

(22) **Filed:** **May 19, 2000**

FIG. 3 is a top view of the design according to the invention; FIG. 4 is a bottom view of the design according to the invention;

(51) **LOC (7) Cl.** **21-02**

(52) **U.S. Cl.** **D21/733**

(58) **Field of Search** D21/733, 752; 473/324, 327-331, 345, 346

FIG. 5 is a front side view of the design according to the invention;

FIG. 6 is a rear side view of the design according to the invention;

(56) **References Cited**

U.S. PATENT DOCUMENTS


D. 404,098	1/1999	Ishikawa et al.	D21/733
D. 424,641	5/2000	Sato	D21/733
D. 425,589	5/2000	Ishikawa et al.	D21/733

FIG. 7 is an angled perspective view of the design according to the invention; and,

FIG. 8 is an alternative angled view of the design according to the invention.

Primary Examiner—Terry A. Wallace

1 Claim, 8 Drawing Sheets






FIG. 1




FIG. 2

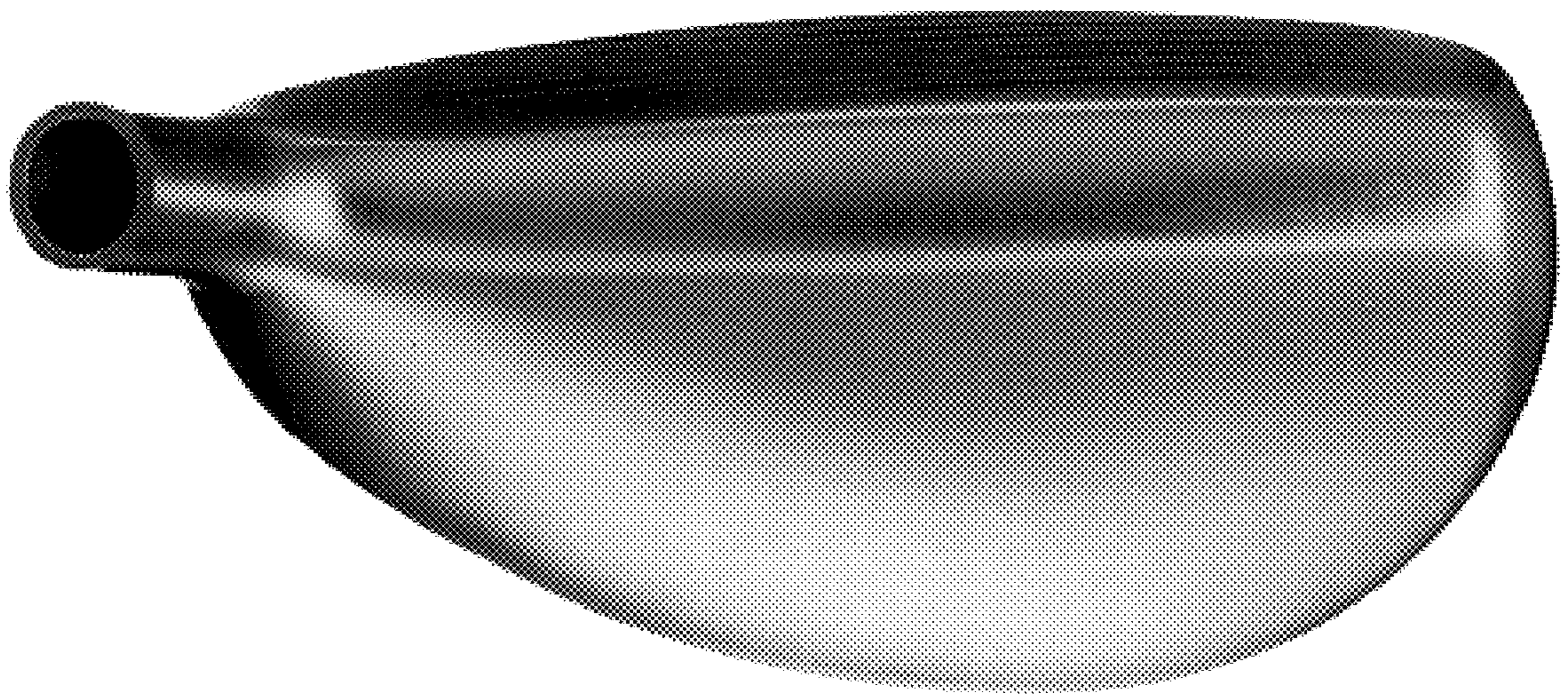


FIG. 3




FIG. 4




FIG. 5



FIG. 6



FIG. 7



FIG. 8