



US00D446263S

(12) **United States Design Patent**
Heys

(10) **Patent No.:** **US D446,263 S**

(45) **Date of Patent:** **** Aug. 7, 2001**

(54) **SUPPORT STAND SIMULATIVE OF VEHICLE COCKPIT**

(76) **Inventor:** **Ted Clifton Heys**, 5155 Hillyer St.,
Elmhurst, Queens, NY (US) 11373

(**) **Term:** **14 Years**

(21) **Appl. No.:** **29/122,391**

(22) **Filed:** **Apr. 24, 2000**

(51) **LOC (7) Cl.** **21-01**

(52) **U.S. Cl.** **D21/477; D21/427; D21/430;**
D21/433; D21/326

(58) **Field of Search** **D21/324, 326,**
D21/419, 424-435, 477, 811, 833; D14/447,
451; 280/87.01, 87.021

(56) **References Cited**

U.S. PATENT DOCUMENTS

D. 189,614	*	1/1961	Beale	D21/426
D. 243,627	*	3/1977	Clover	D12/107
D. 318,073	*	7/1991	Jang	D21/326
D. 348,911	*	7/1994	Herrick et al.	D21/424
D. 376,186		12/1996	Penney .		
D. 408,869	*	4/1999	Patmont	D21/433
D. 432,186	*	10/2000	Kuo	D21/433
D. 435,875	*	1/2001	Johnson	D21/432
3,967,387	*	7/1976	Marchegiani	434/58
4,281,844	*	8/1981	Jackman	280/87.01

OTHER PUBLICATIONS

Copy of Web Pages "Interactive10.com/drivingcontrols.htm
vvjd" Publication Date Unknown. (no date).

* cited by examiner

Primary Examiner—Raphael Barkai

(74) *Attorney, Agent, or Firm*—Robert W. J. Usher

(57) **CLAIM**

The ornamental design for a support stand simulative of vehicle cockpit, as shown and described.

DESCRIPTION

FIG. 1 is a perspective view from the front, above and slightly to one side of a support stand simulative of a vehicle cockpit a showing my new design;

FIG. 2 is a top view thereof;

FIG. 3 is a side elevational view, (opposite side view corresponds);

FIG. 4 is a bottom view thereof;

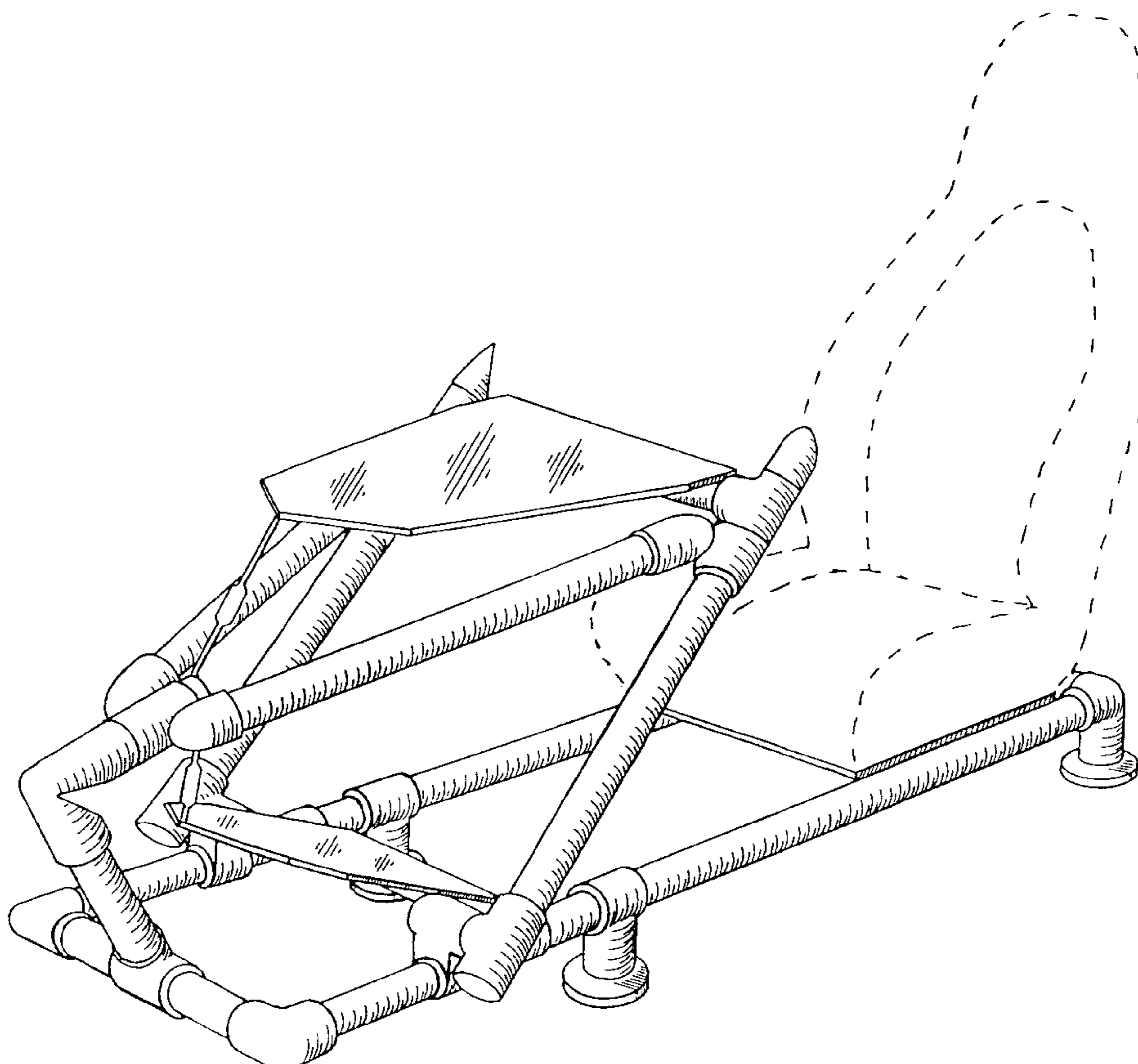
FIG. 5 is a front view thereof; and,

FIG. 6 is a rear view thereof.

The broken line showing a seat resting on the support stand simulative of a vehicle cockpit is for illustrative purposes only and forms no part of the claimed design.

The seat is for a person playing a computer game with a screen and pedals supported by the upper, horizontal and lower, inclined platforms, respectively.

1 Claim, 5 Drawing Sheets



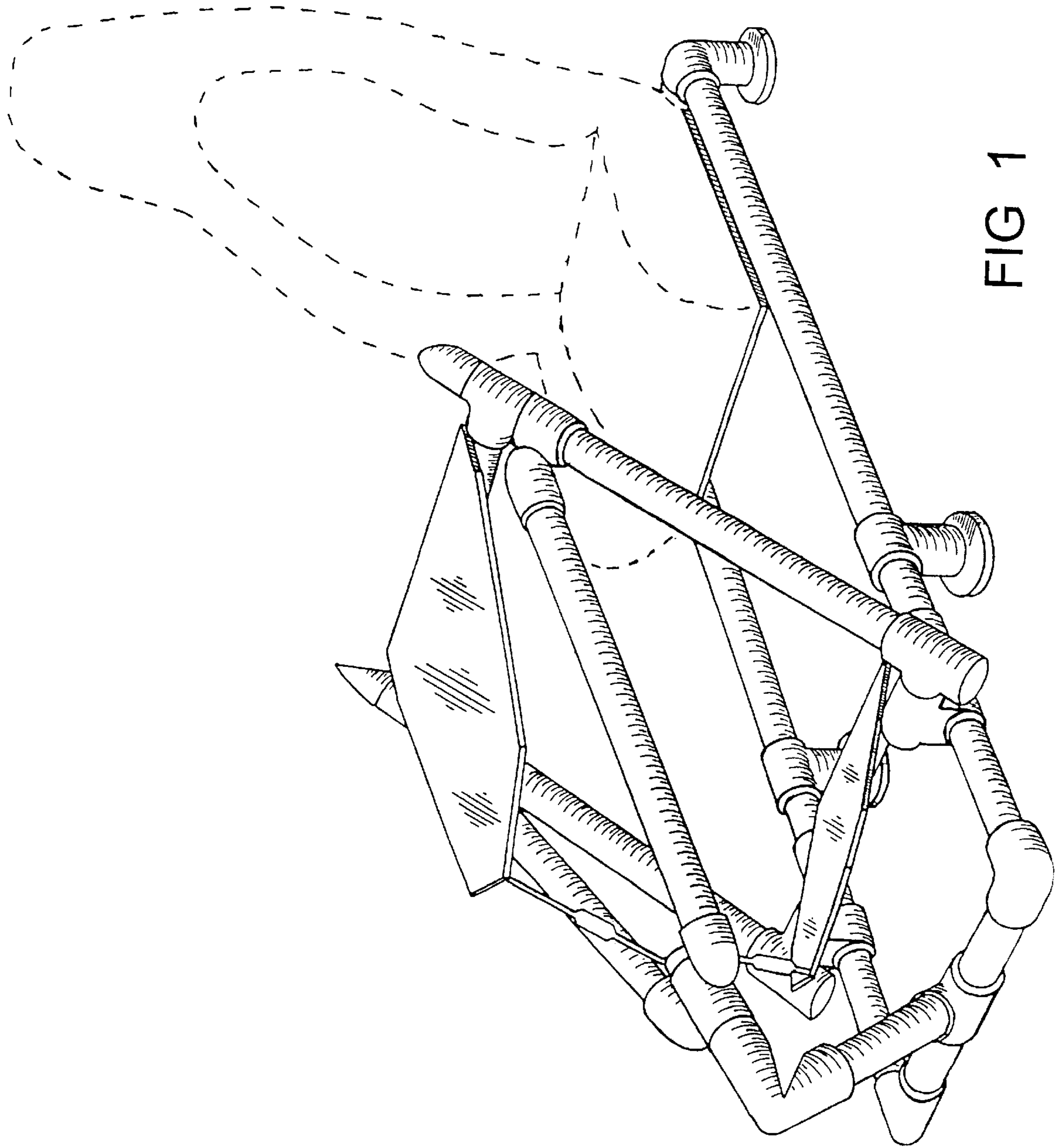


FIG 1

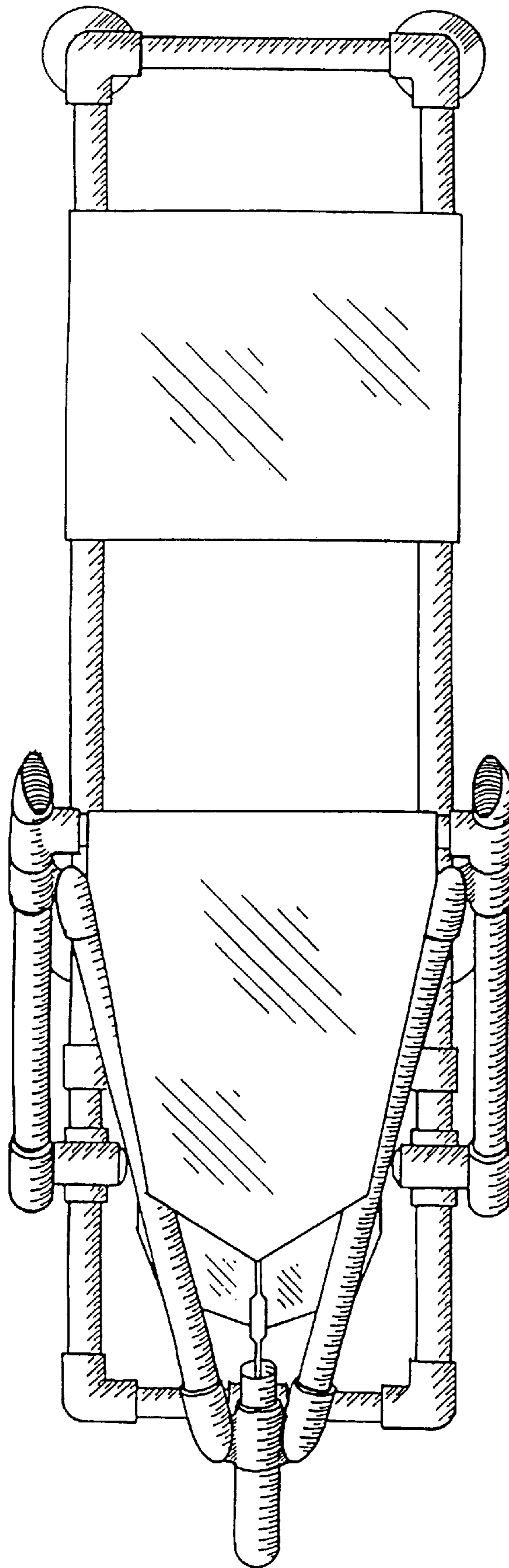


FIG 2

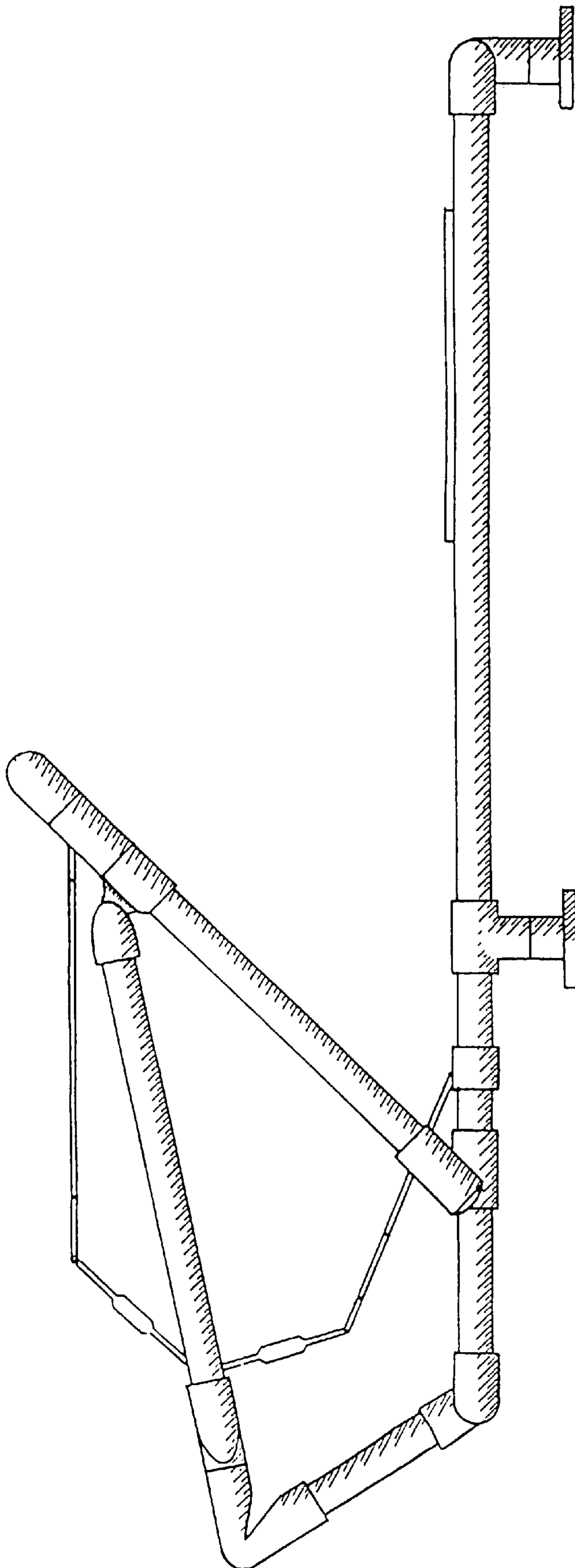


FIG 3




FIG 4

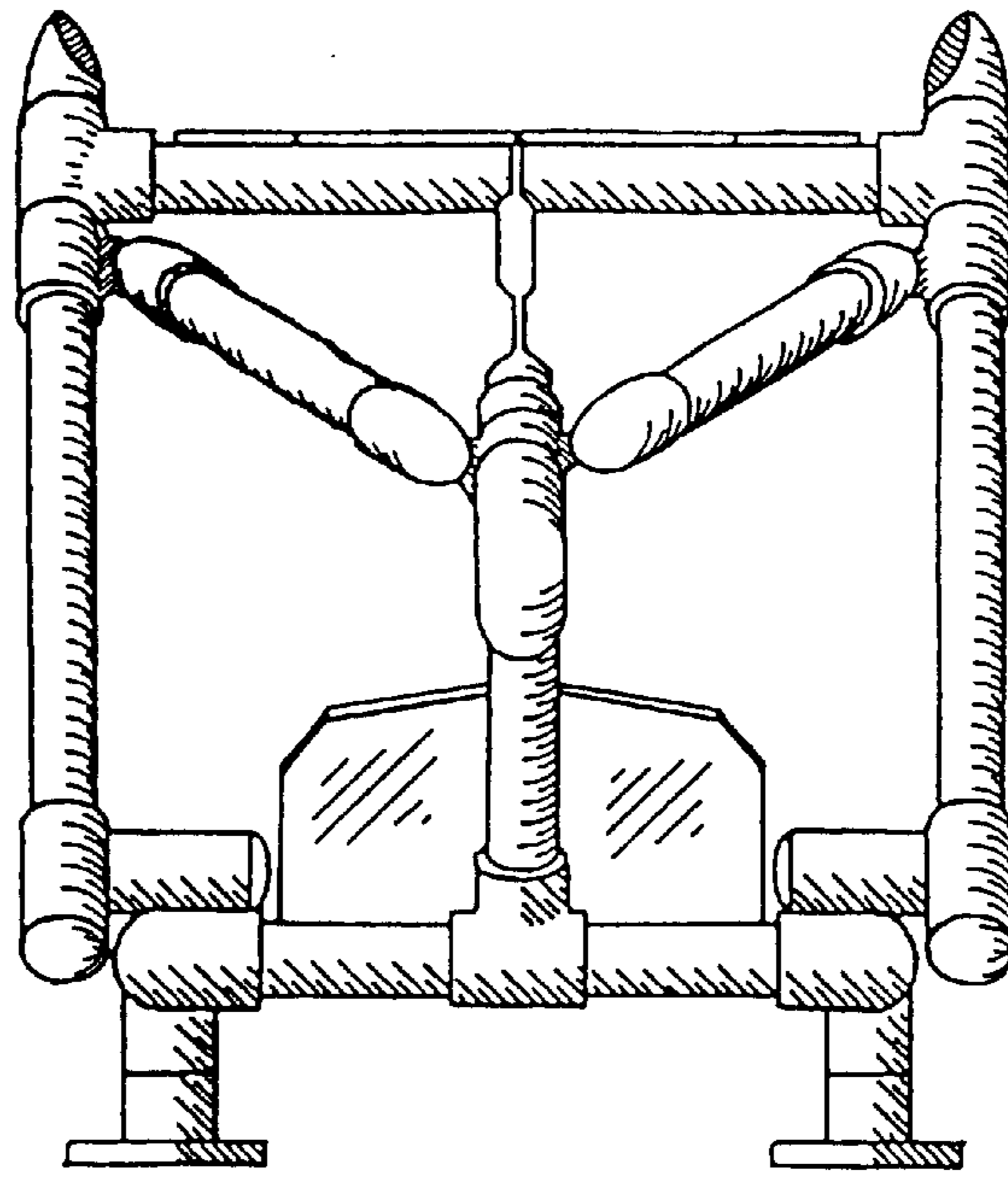


FIG 5

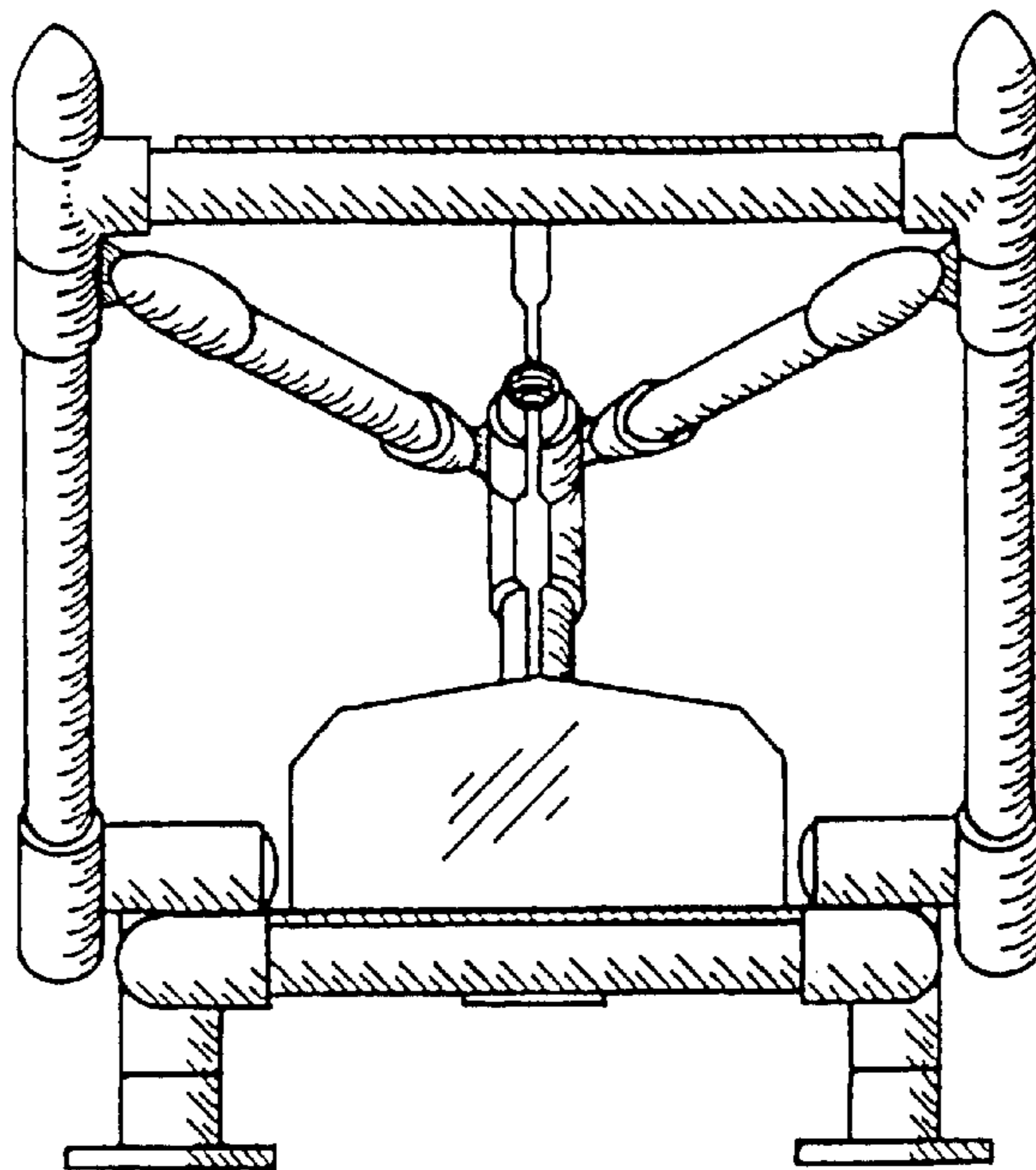


FIG 6