



US00D446245S

(12) **United States Design Patent**
Chuang

(10) **Patent No.:** **US D446,245 S**

(45) **Date of Patent:** **** Aug. 7, 2001**

(54) **PEN CAP**

D. 436,997 * 1/2001 Chuang D19/57
2,487,320 * 11/1949 Eratico 24/3.7

(75) Inventor: **Cheng-hua Chuang**, Taipei (TW)

OTHER PUBLICATIONS

(73) Assignee: **Pioneer Industrial Corporation**, Taipei (TW)

U.S. application No. 29/121,129 filed Apr. 4, 2000, now U.S. Pat. D436,997.

(**) Term: **14 Years**

* cited by examiner

(21) Appl. No.: **29/129,181**

Primary Examiner—Martie K. Holtje

(22) Filed: **Sep. 11, 2000**

(74) *Attorney, Agent, or Firm*—Burns, Doane, Swecker & Mathis, L.L.P.

(51) **LOC (7) Cl.** **19-06**

(52) **U.S. Cl.** **D19/57**

(58) **Field of Search** D19/35, 36, 41-51,
D19/53-58, 81-85; 401/98, 202, 243-247,
262; 24/3.7, 10 R, 11 R

(57) **CLAIM**

The ornamental design for a pen cap, as shown and described.

DESCRIPTION

(56) **References Cited**

FIG. 1 is a perspective view of a pen cap, showing my new design;

U.S. PATENT DOCUMENTS

FIG. 2 is a front elevational view thereof;

- D. 310,684 9/1990 Itoh .
- D. 324,398 * 3/1992 Herbst et al. D19/57
- D. 341,623 11/1993 Chuang .
- D. 351,417 10/1994 Oka .
- D. 387,803 12/1997 Izushima .
- D. 402,312 12/1998 Chevalier et al. .
- D. 403,704 1/1999 Arita .
- D. 416,940 11/1999 Ito .

FIG. 3 is a rear elevational view thereof;


FIG. 4 is a right side elevational view thereof;

FIG. 5 is a left side elevational view thereof;

FIG. 6 is a top plan view thereof; and,

FIG. 7 is a bottom plan view thereof.

1 Claim, 2 Drawing Sheets






FIG. 1




FIG. 2

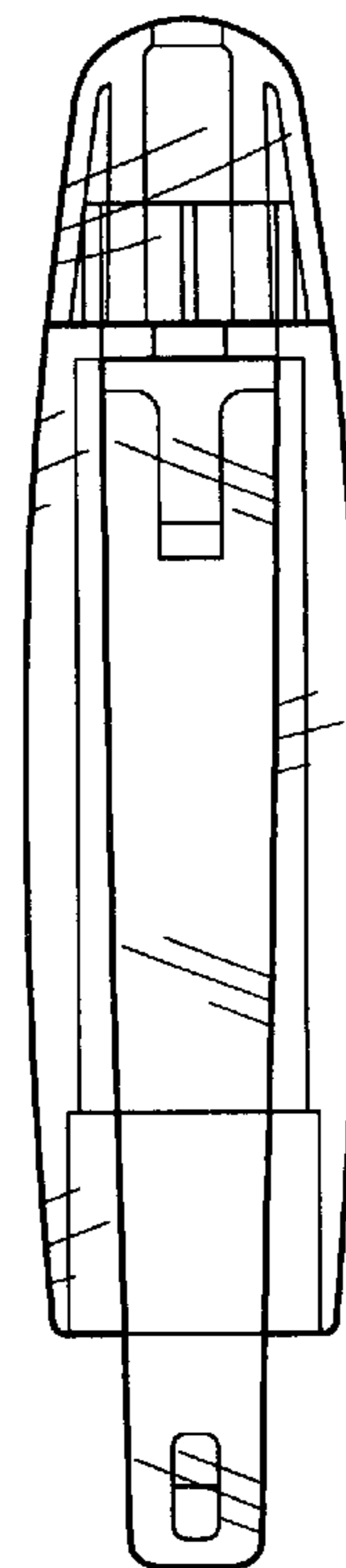


FIG. 3

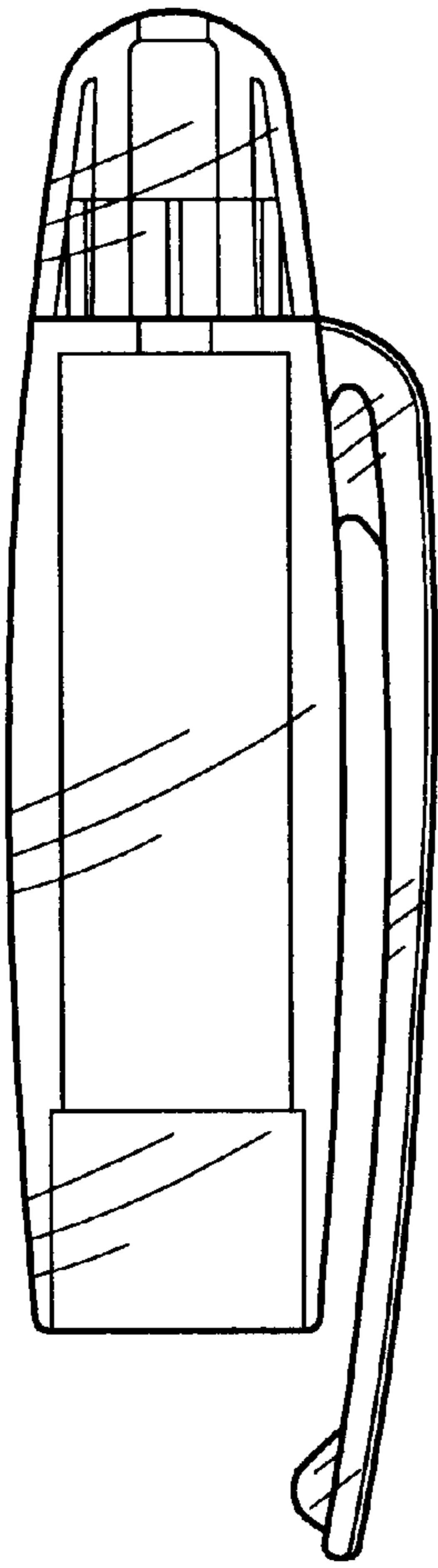


FIG. 4

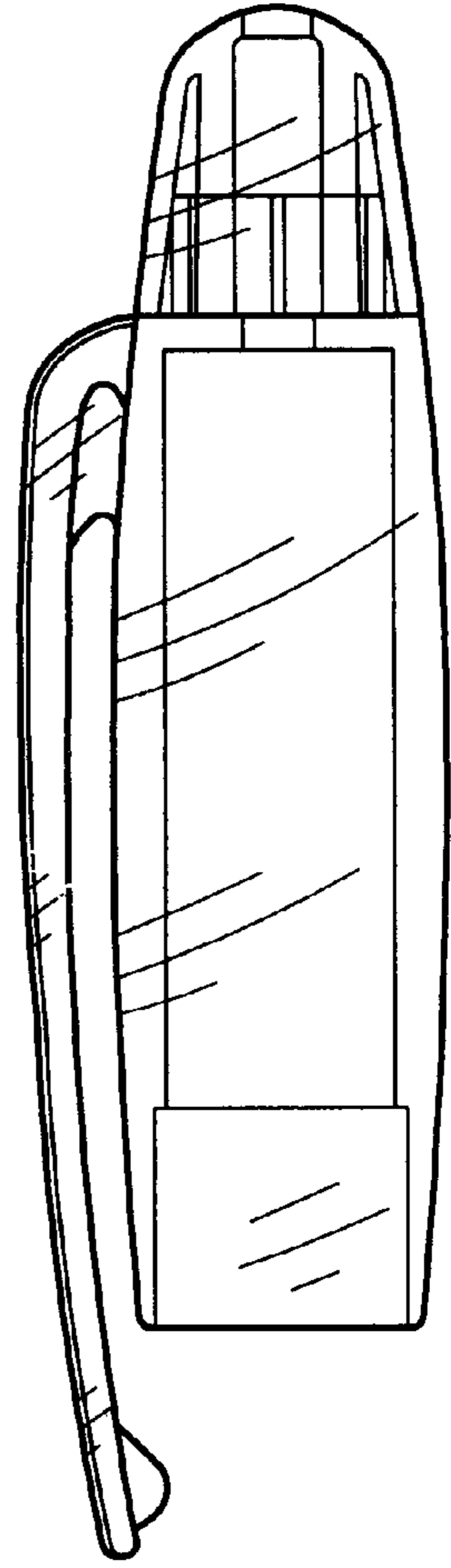


FIG. 5

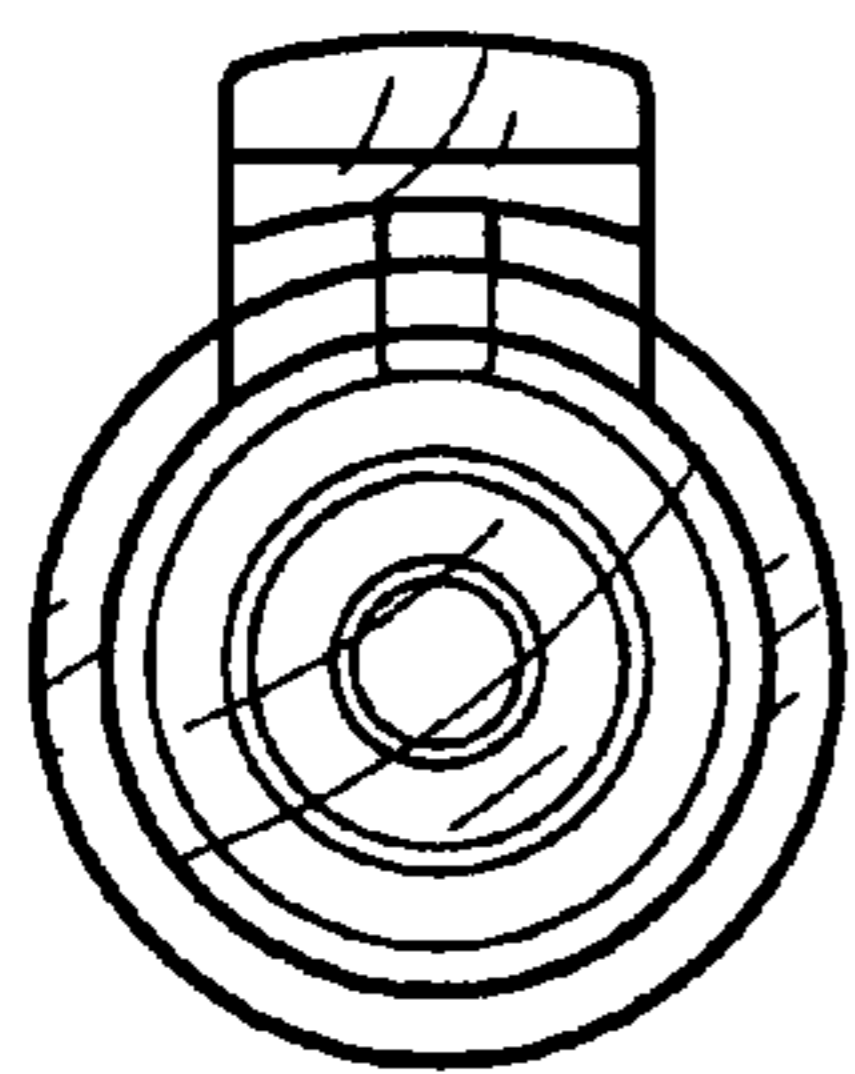


FIG. 6

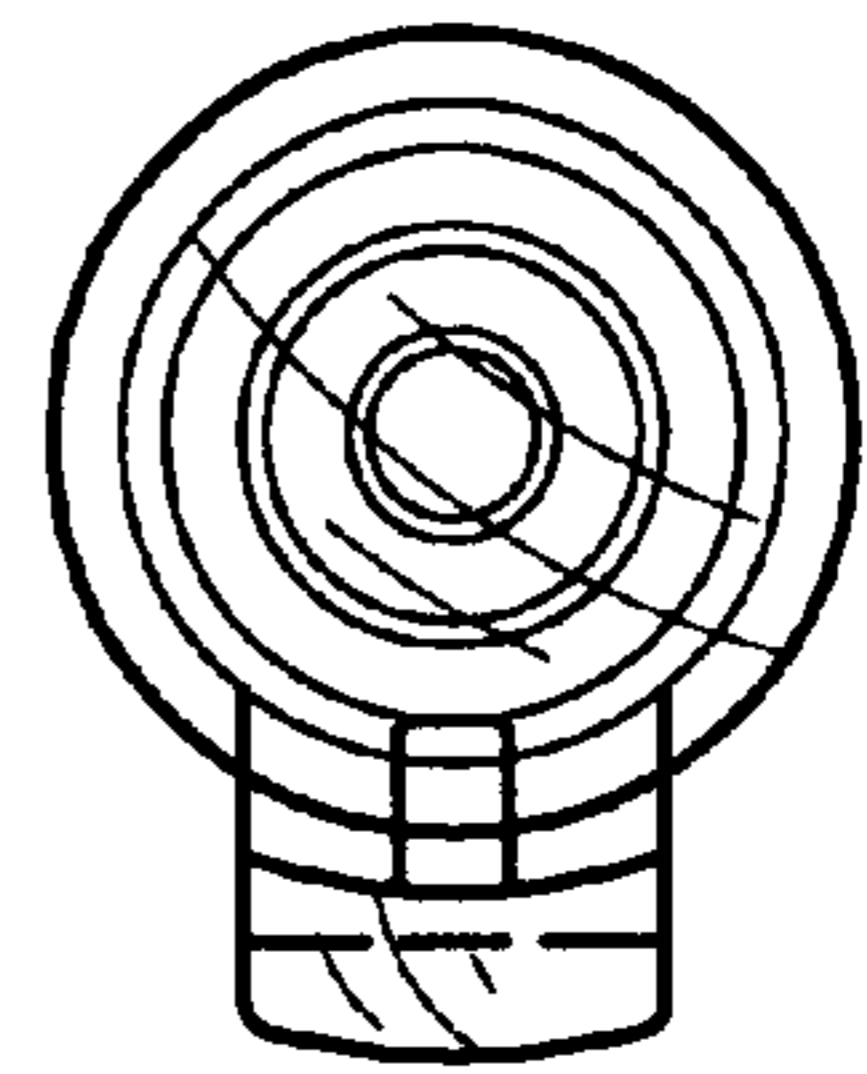


FIG. 7