



US00D446213S

(12) **United States Design Patent**
Chen et al.

(10) **Patent No.:** **US D446,213 S**

(45) **Date of Patent:** **** Aug. 7, 2001**

(54) **STYLUS**

(75) **Inventors:** **Clark Chen; Stephen R. Brown;**
Masahito Cho; Christopher Valentine,
all of Portland, OR (US)

(73) **Assignee:** **Intel Corporation,** Santa Clara, CA
(US)

(**) **Term:** **14 Years**

(21) **Appl. No.:** **29/135,033**

(22) **Filed:** **Jan. 4, 2001**

(51) **LOC (7) Cl.** **14-02**

(52) **U.S. Cl.** **D14/411; D19/36; D19/51**

(58) **Field of Search** D19/35, 36, 41-51,
D19/53-58, 81-85; D14/411, 341-346;
401/17, 34, 52, 195; 235/454, 472; 382/313;
345/156, 158, 179-183; 178/19.01-19.07,
18

(56) **References Cited**

U.S. PATENT DOCUMENTS

D. 185,150 * 5/1959 Hulbert D19/51

D. 235,990	*	7/1975	Zierhut	D19/45
D. 368,079	*	3/1996	Ive et al.	D14/411
D. 377,051	*	12/1996	Takemura	D19/51
D. 412,531	*	8/1999	Blair	D19/36
D. 442,173	*	5/2001	Wang et al.	D14/342
902,292	*	10/1908	Harrison	401/17
3,025,834	*	3/1962	Aaron	401/34
3,137,275	*	6/1964	Spatz	401/63
5,627,349	*	5/1997	Shetye et al.	178/18

* cited by examiner

Primary Examiner—Martie K. Holtje

(74) *Attorney, Agent, or Firm*—Trop, Pruner & Hu, P.C.

(57) **CLAIM**

The ornamental design for a stylus, as shown and described.

DESCRIPTION

FIG. 1 is a front elevational view of a stylus, the rear, left and right views being identical thereto;
FIG. 2 is an end elevational view thereof, the opposite end view being identical thereto; and,
FIG. 3 is a perspective view thereof.

1 Claim, 3 Drawing Sheets

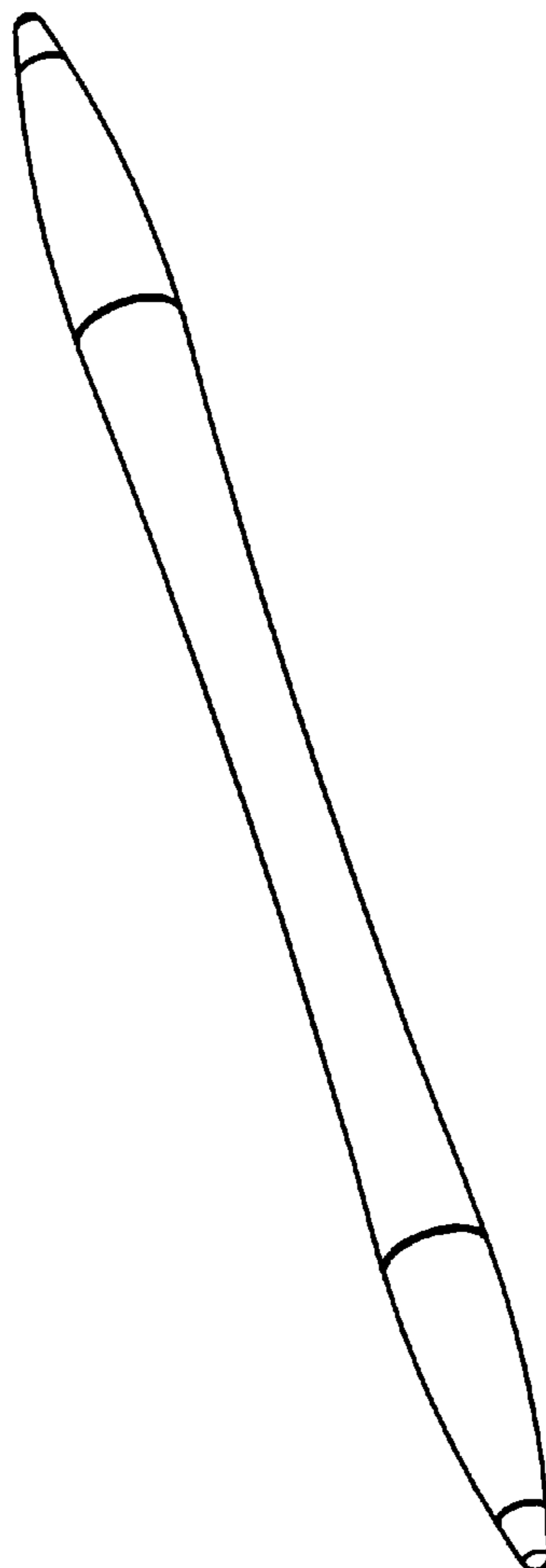




FIG. 1

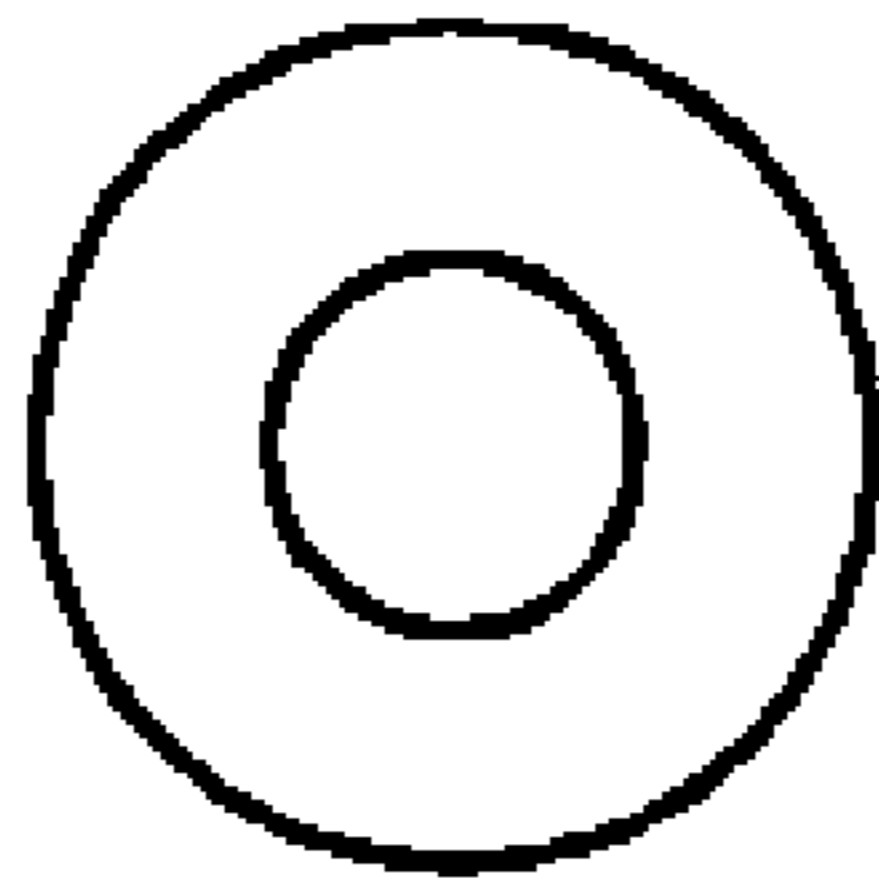


FIG. 2

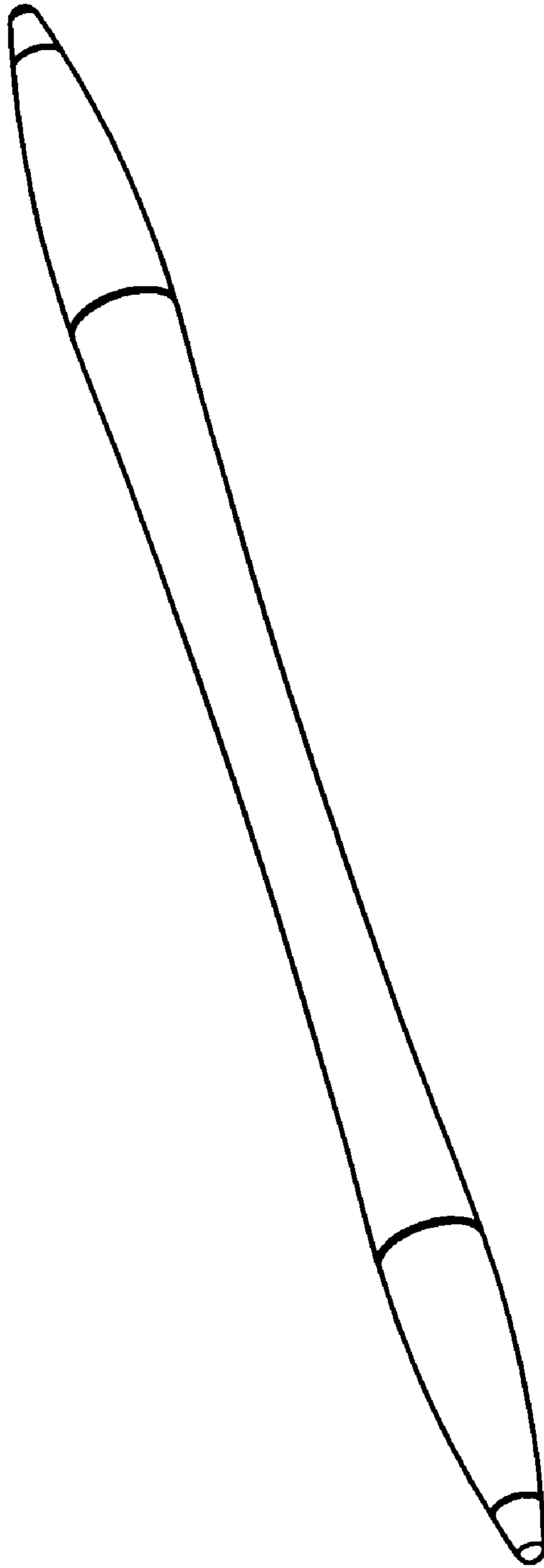


FIG. 3