



US00D446212S

(12) **United States Design Patent**  
**Chang**

(10) **Patent No.:** **US D446,212 S**

(45) **Date of Patent:** **\*\* Aug. 7, 2001**

(54) **STYLUS**

(75) **Inventor:** **Shu Kuen Chang**, Chicago, IL (US)

(73) **Assignee:** **3Com Corporation**, Santa Clara, CA (US)

(\*\*) **Term:** **14 Years**

(21) **Appl. No.:** **29/125,901**

(22) **Filed:** **Jun. 30, 2000**

(51) **LOC (7) Cl.** ..... **14-02**

(52) **U.S. Cl.** ..... **D14/411; D19/51**

(58) **Field of Search** ..... D14/411; D19/35, D19/43, 51; 345/179, 157, 166; 401/88, 6, 7

(56) **References Cited**

**U.S. PATENT DOCUMENTS**

- D. 317,624 \* 6/1991 Jurinjak ..... D19/42
- D. 377,051 \* 12/1996 Takemura ..... D19/51
- D. 402,690 \* 12/1998 Hazzard ..... D19/51

- D. 422,310 \* 4/2000 Cohen ..... D19/46
- D. 439,277 \* 3/2001 Rosenbaum ..... D19/55
- 5,988,909 \* 11/1999 Luke, Jr. et al. .... 401/6

\* cited by examiner

*Primary Examiner*—Kay H. Chin

(74) *Attorney, Agent, or Firm*—McDonnell Boehnen Hulbert & Berghoff

(57) **CLAIM**

The ornamental design for a stylus, as shown and described.

**DESCRIPTION**

FIG. 1 is a front side view of the stylus. The right side view, left side view and back side view identical to the front side view;

FIG. 2 is a top view of the stylus;

FIG. 3 is a bottom view of the stylus; and,

FIG. 4 is a perspective view of the stylus.

The broken line showings of the stylus are for illustrative purposes only and form no part of the claimed design.

**1 Claim, 2 Drawing Sheets**

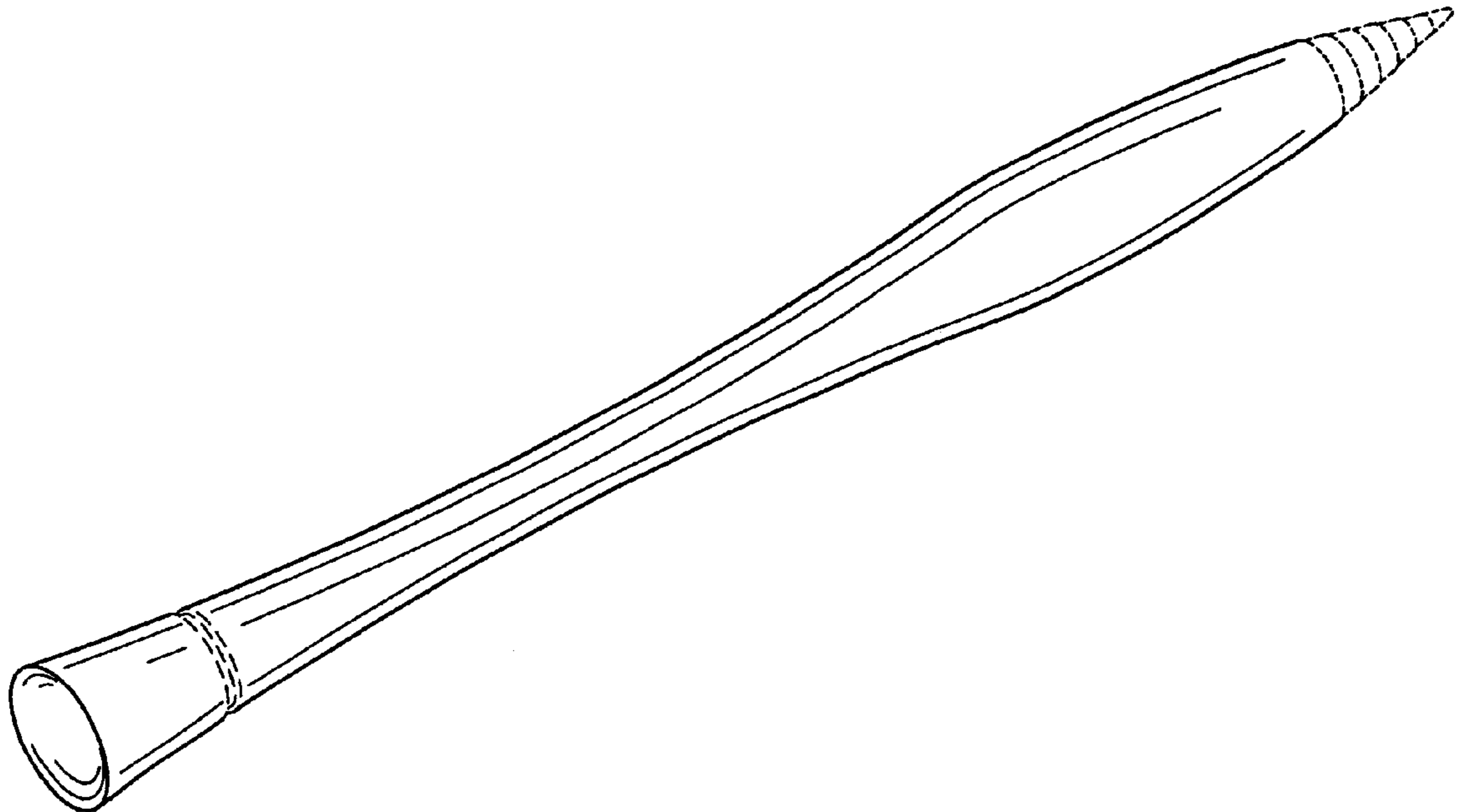




FIG. 1

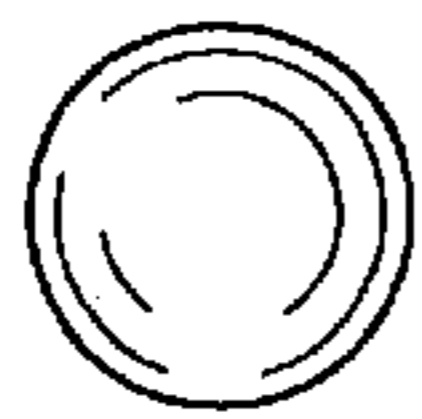


FIG. 2

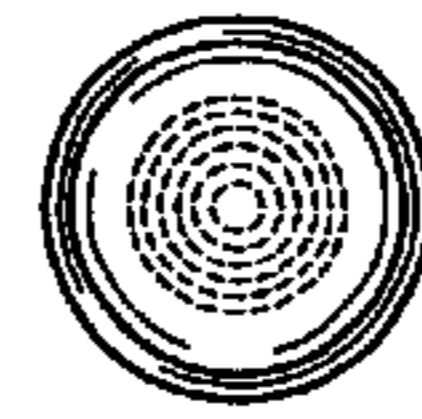


FIG. 3

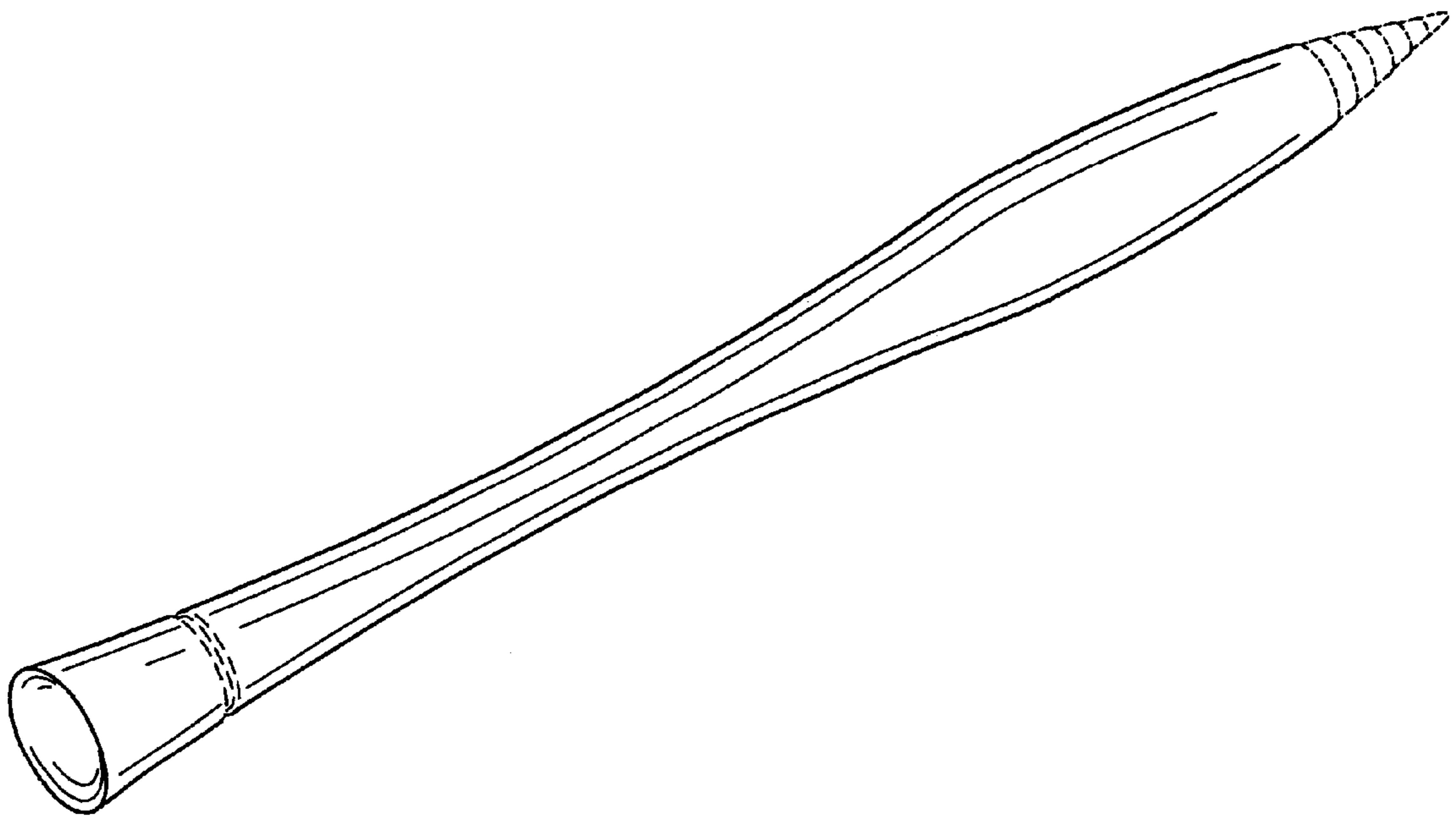


FIG. 4