



US00D446202S

(12) **United States Design Patent**
Fitzgerald

(10) **Patent No.:** **US D446,202 S**

(45) **Date of Patent:** **** Aug. 7, 2001**

(54) **FACE PLATE FOR A CORDLESS TELEPHONE HANDSET**

D. 424,559 * 5/2000 Ogawa D14/148
3,627,930 * 12/1971 Tolman 379/370
4,124,785 * 11/1978 Seretny et al. 379/370

(75) Inventor: **Robert M. Fitzgerald**, Denver, CO (US)

OTHER PUBLICATIONS

Hello Direct Spring 1997, p. 24, item 3908B.*

(73) Assignee: **Fitzcom, Inc.**, Denver, CO (US)

* cited by examiner

(**) Term: **14 Years**

Primary Examiner—Jeffrey Asch

(21) Appl. No.: **29/133,501**

(74) *Attorney, Agent, or Firm*—Thomas C. Folsom; Chrisman Bynum & Johnson

(22) Filed: **Nov. 30, 2000**

(51) **LOC (7) Cl.** **14-03**

(52) **U.S. Cl.** **D14/147; D14/248**

(58) **Field of Search** D14/137, 138, D14/218, 147-148, 247-248, 144, 341-347; 379/433.434, 419, 420, 428, 440; 455/550-575, 90

(57) **CLAIM**

The ornamental design for a face plate for a cordless telephone handset, as shown and described.

DESCRIPTION

FIG. 1 is a left side front perspective view of a face plate for a cordless telephone handset showing my new design; FIG. 2 is a bottom perspective view; FIG. 3 is a top perspective view; FIG. 4 is a left side view; FIG. 5 is a front view; and, FIG. 6 is a right side view.


The broken line showing of a portion of the handset throughout the views is for illustrative purposes only and forms no part of the claimed design.

(56) **References Cited**

U.S. PATENT DOCUMENTS

- D. 324,681 * 3/1992 Klucznik et al. D14/141
- D. 331,056 * 11/1992 Yu D14/151
- D. 352,710 * 11/1994 Solomita et al. D14/148
- D. 355,659 * 2/1995 Lee et al. D14/248
- D. 369,601 * 5/1996 Tomoike D14/149
- D. 374,873 * 10/1996 Kong et al. D14/147
- D. 381,655 * 7/1997 Nuttall et al. D14/147
- D. 419,553 * 1/2000 Solomita et al. D14/148

1 Claim, 2 Drawing Sheets



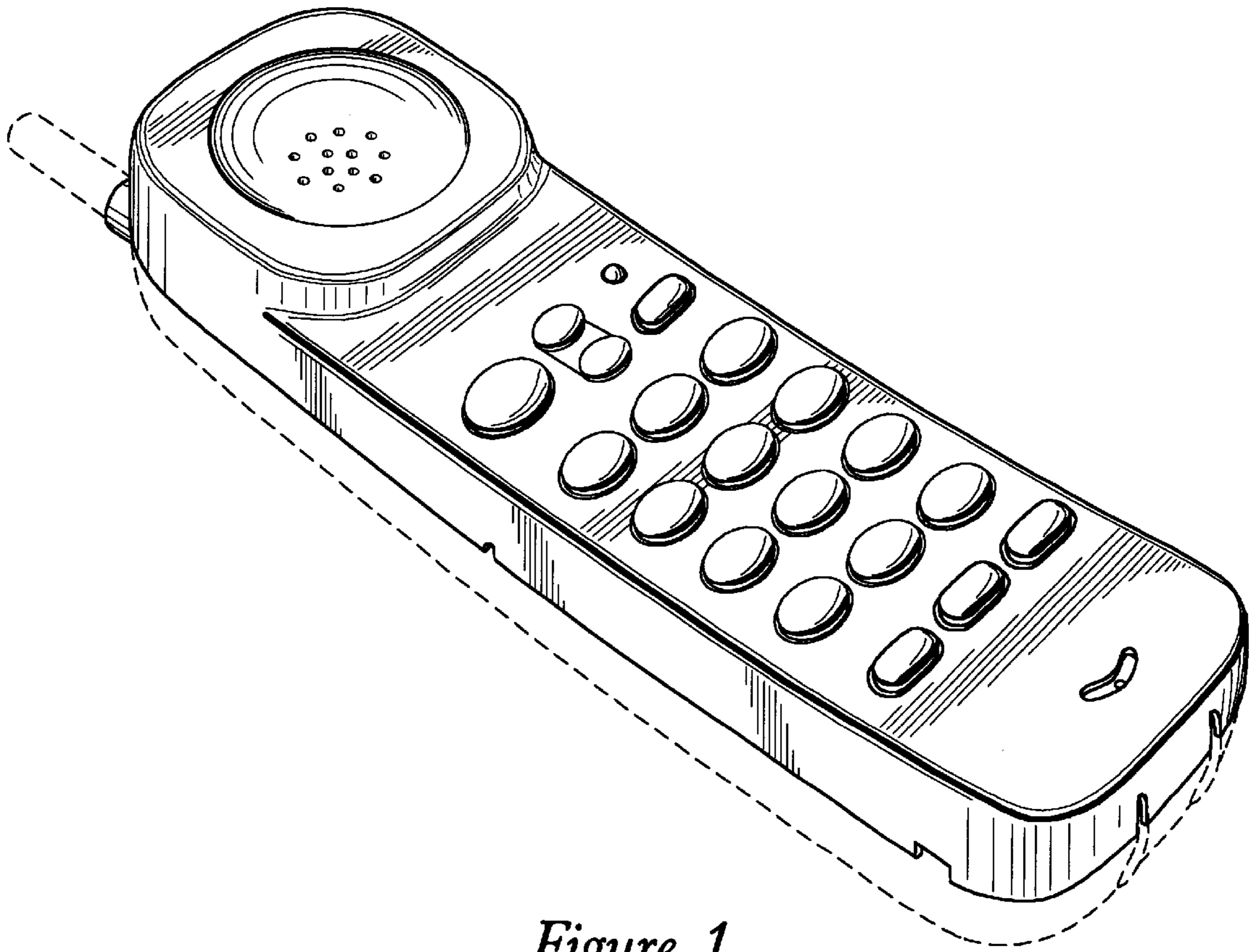


Figure 1

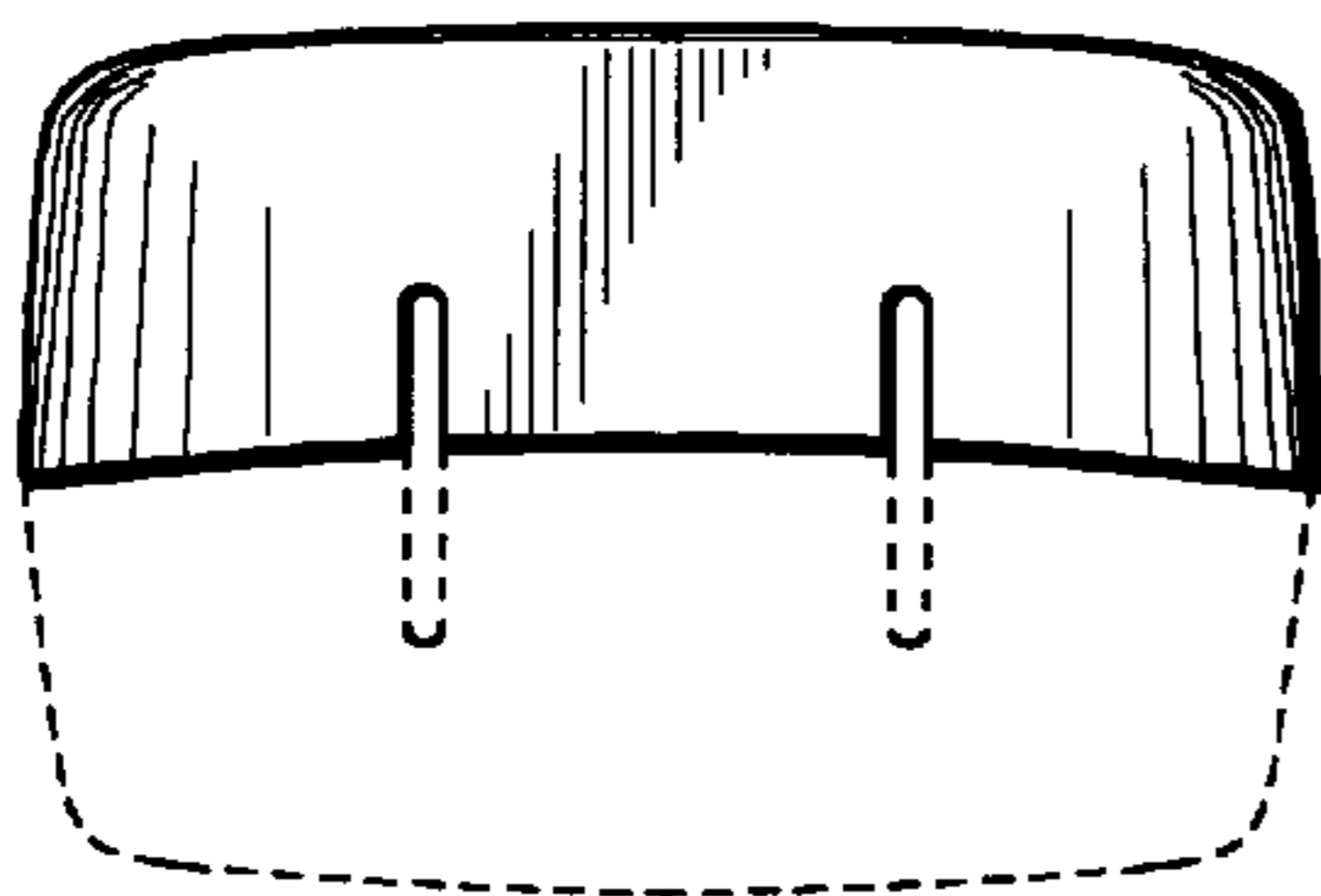


Figure 2

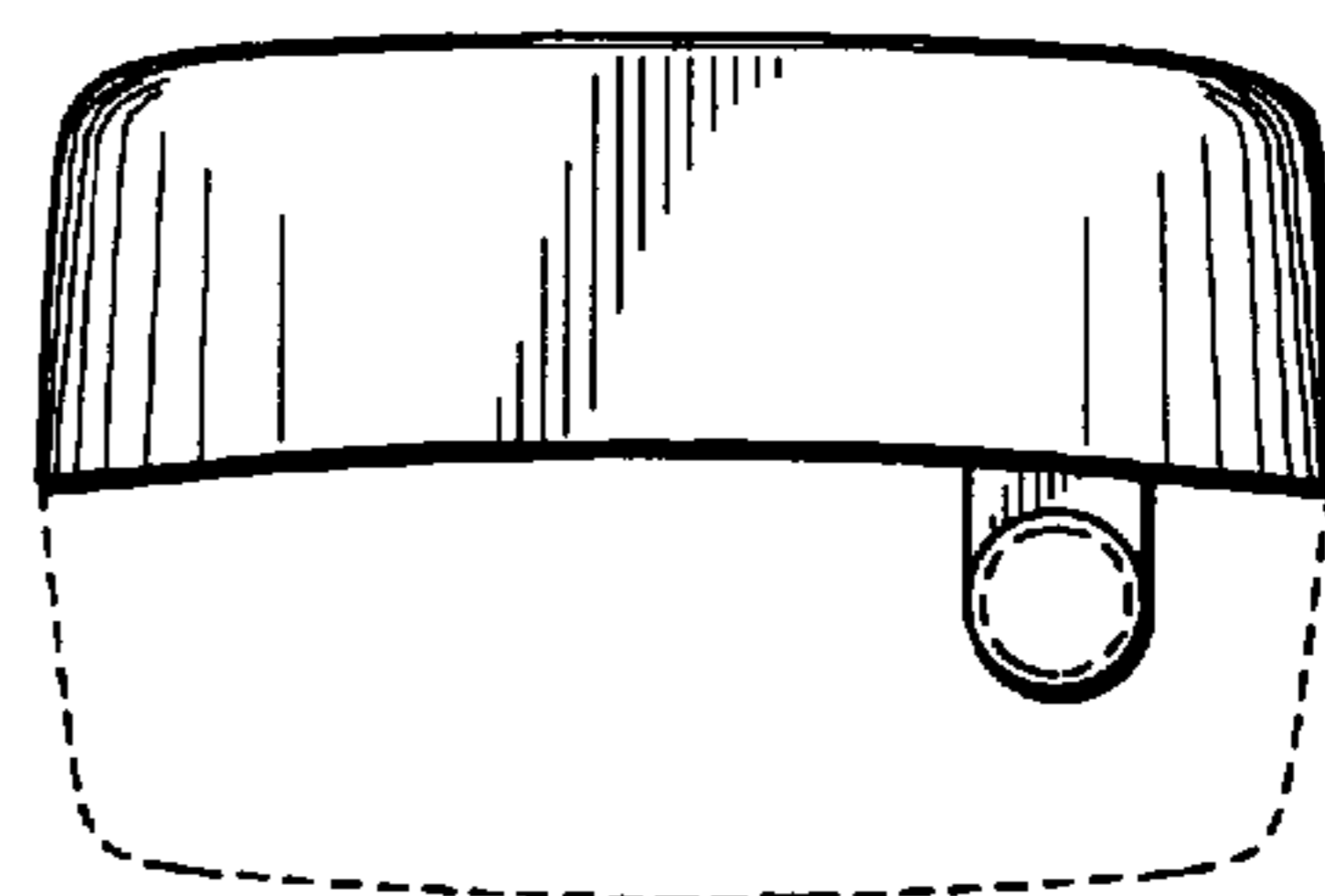


Figure 3

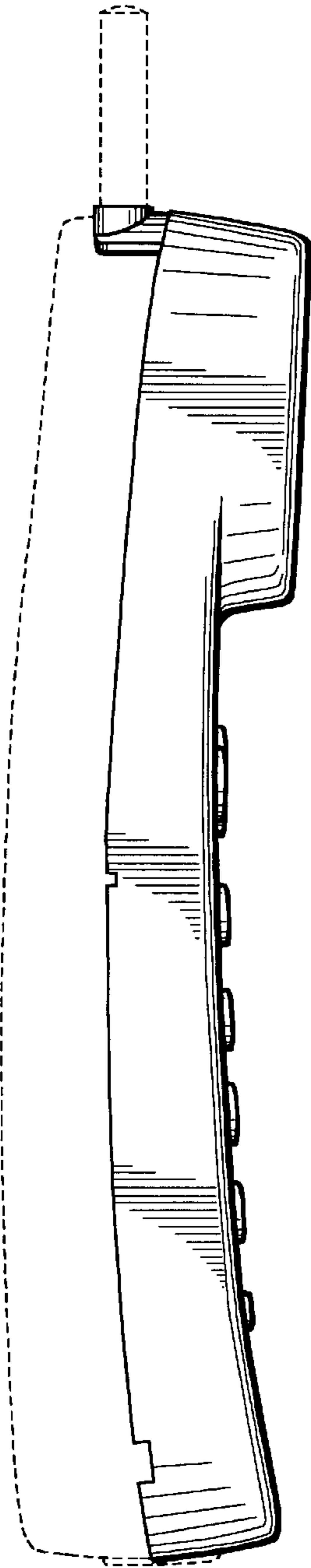


Figure 4

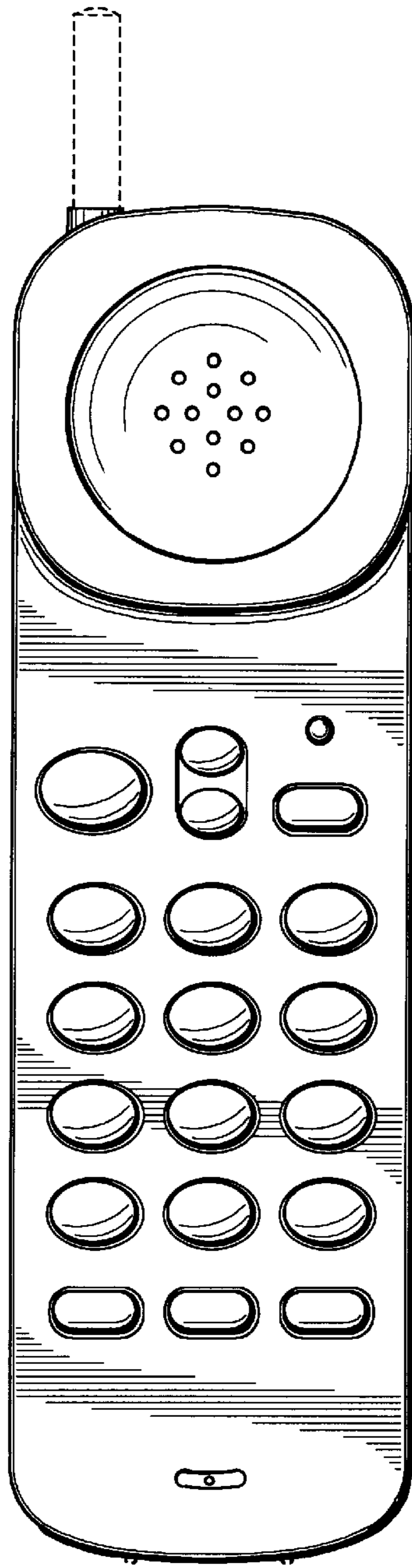


Figure 5

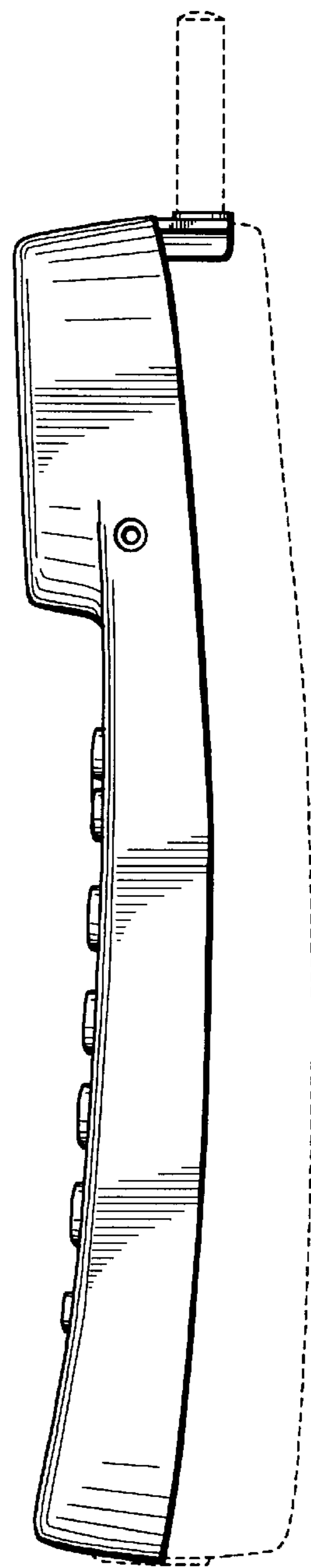


Figure 6