



US00D446166S

(12) **United States Design Patent**  
**Cadotte et al.**

(10) **Patent No.:** **US D446,166 S**

(45) **Date of Patent:** **\*\* Aug. 7, 2001**

(54) **SNOWMOBILE HOOD**

(75) Inventors: **Germain Cadotte**, St-Elie d'Orford;  
**Emmanuel Rius**, Sherbrooke, both of  
(CA)

(73) Assignee: **Bombardier Inc.**, Montreal (CA)

(\*\*) Term: **14 Years**

(21) Appl. No.: **29/132,850**

(22) Filed: **Nov. 16, 2000**

**Related U.S. Application Data**

(62) Division of application No. 29/109,236, filed on Aug. 11, 1999.

(30) **Foreign Application Priority Data**

Feb. 12, 1999 (CA) ..... 1999-0393

(51) **LOC (7) Cl.** ..... **12-14**

(52) **U.S. Cl.** ..... **D12/7**

(58) **Field of Search** ..... D12/7-11, 173;  
280/845; 180/182-186, 190, 193

(56) **References Cited**

**U.S. PATENT DOCUMENTS**

D. 217,862	6/1970	Johnson	.....	D12/7
D. 225,105	11/1972	McAkeen et al.	.....	D12/7
D. 228,754	* 10/1973	Mango	.....	D12/7
D. 230,585	3/1974	Rose	.....	D12/7
D. 238,763	* 2/1976	Hatch	.....	D12/7
D. 239,164	3/1976	Smith	.....	D12/7
D. 253,883	* 1/1980	Shimasaki	.....	D12/7

D. 264,830	6/1982	Ishiyama	.....	D12/7
D. 273,185	3/1984	Ishiyama	.....	D12/7
D. 278,892	5/1985	Kobayashi	.....	D12/7
D. 314,535	* 2/1991	Matsue	.....	D12/7
D. 333,110	2/1993	Mogi et al.	.....	D12/7
D. 342,044	12/1993	Hornai	.....	D12/7
D. 342,220	* 12/1993	Hornai	.....	D12/7
D. 346,137	* 4/1994	Hornai	.....	D12/7
D. 389,780	* 1/1998	Komatsu et al.	.....	D12/7
D. 403,272	* 12/1998	Cadotte et al.	.....	D12/7
D. 403,273	* 12/1998	Cadotte et al.	.....	D12/7
5,038,882	* 8/1991	Zulawski	.....	180/190

\* cited by examiner

*Primary Examiner*—Stacia Cadmus

(74) *Attorney, Agent, or Firm*—Pillsbury Winthrop LLP

(57) **CLAIM**

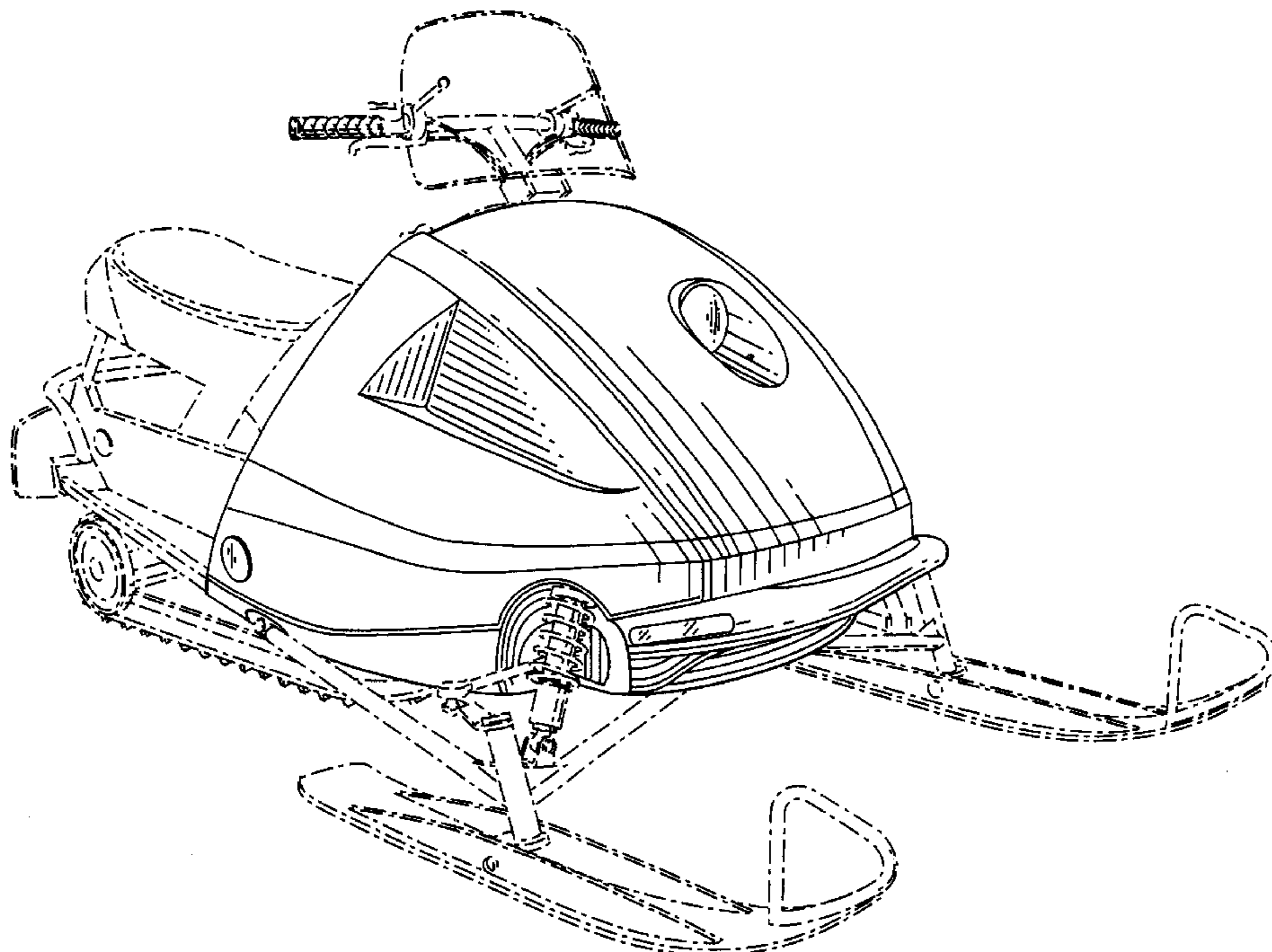
The ornamental design for a snowmobile hood, as shown and described.

**DESCRIPTION**

FIG. 1 is a frontal perspective view of a snowmobile according to the present design; FIG. 2 is a right side view of the snowmobile of FIG. 1; FIG. 3 is a front elevation view of the snowmobile of FIG. 1; FIG. 4 is a rear elevation view of the snowmobile of FIG. 1; FIG. 5 is a top plan view of the snowmobile of FIG. 1; and, FIG. 6 is a left side view of the snowmobile of FIG. 1.

Where included, broken lines showing structure are for illustrative purposes only and form no part of the claimed design.

**1 Claim, 5 Drawing Sheets**



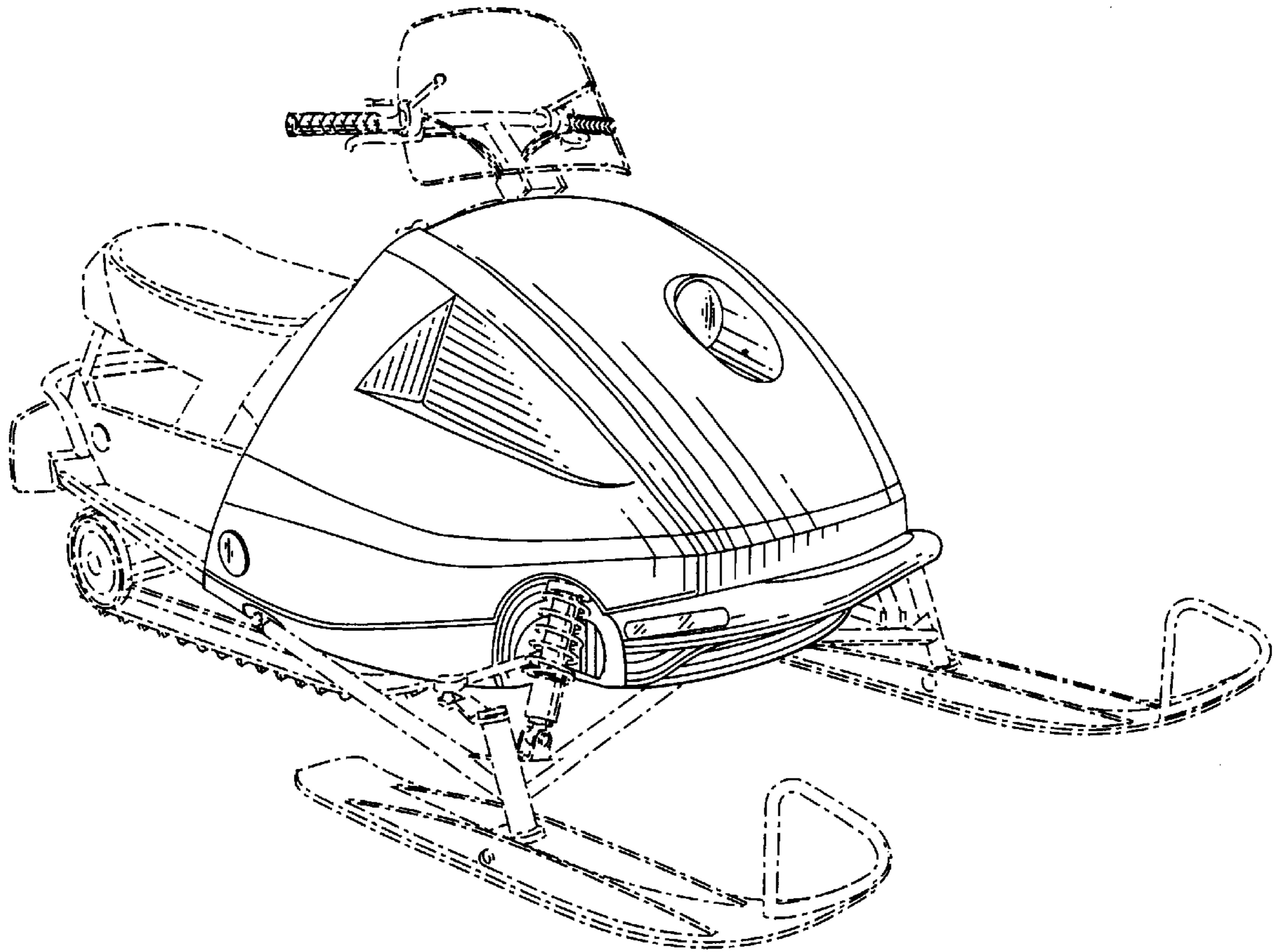


Fig. 1

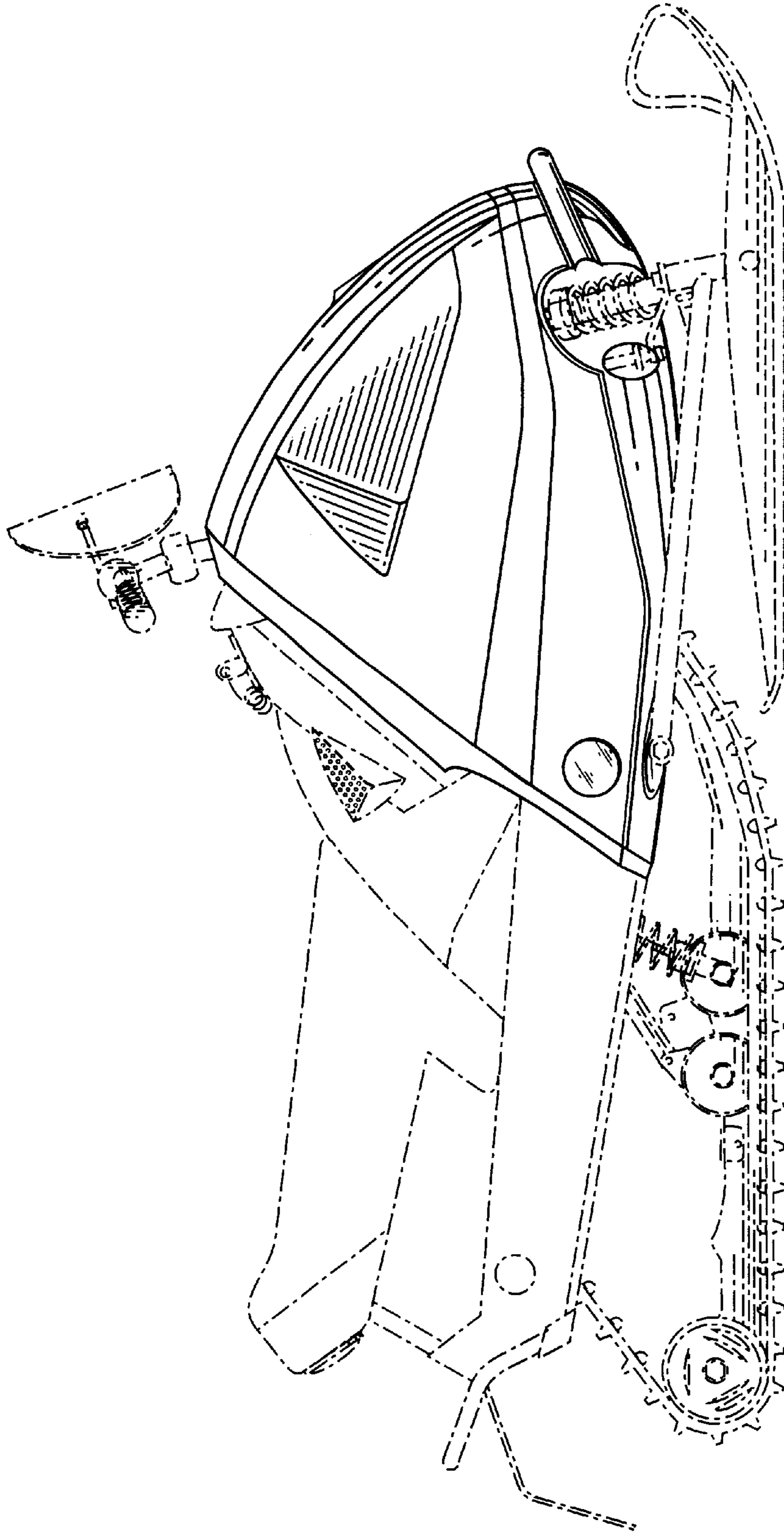


Fig. 2



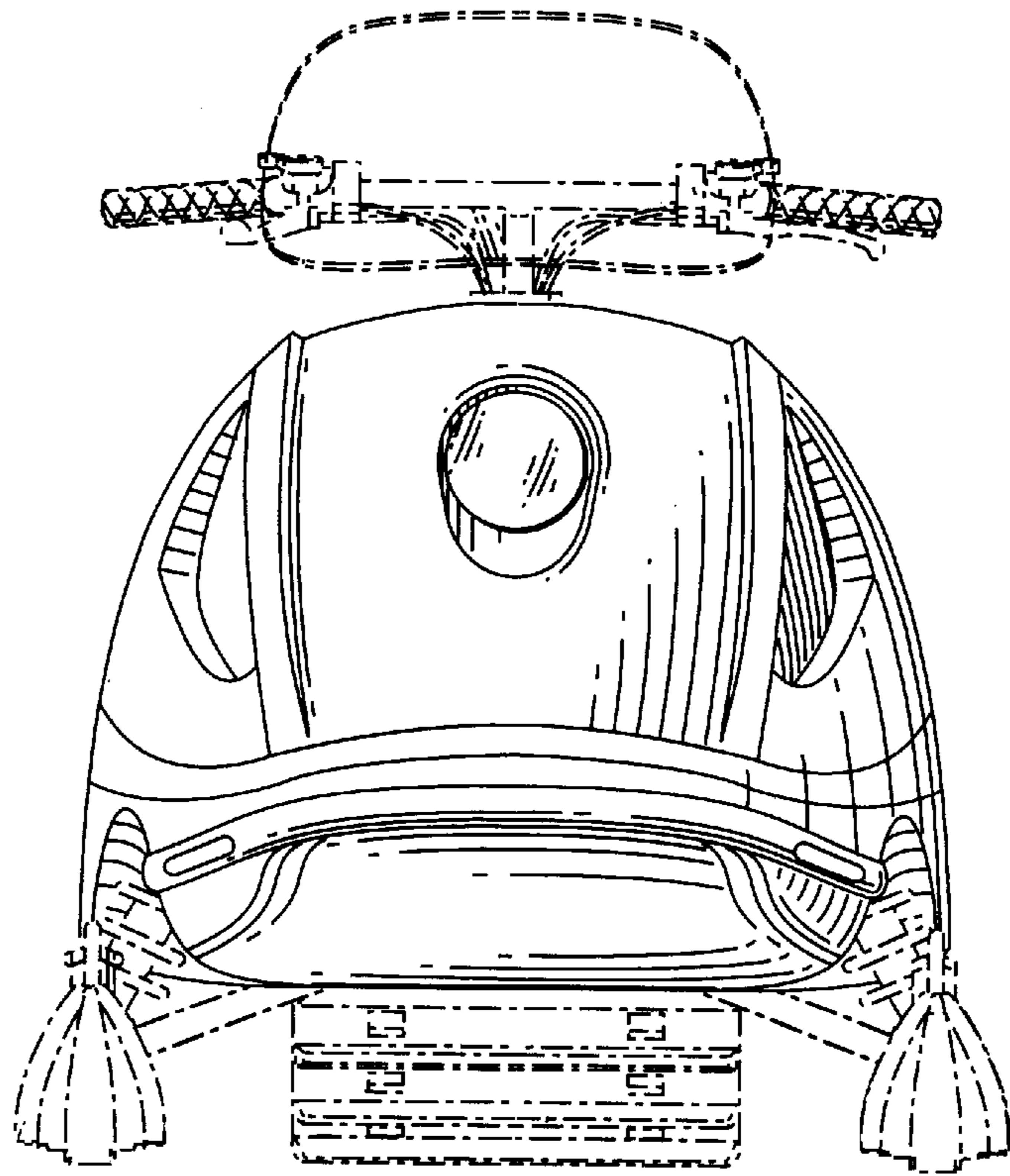


Fig. 3

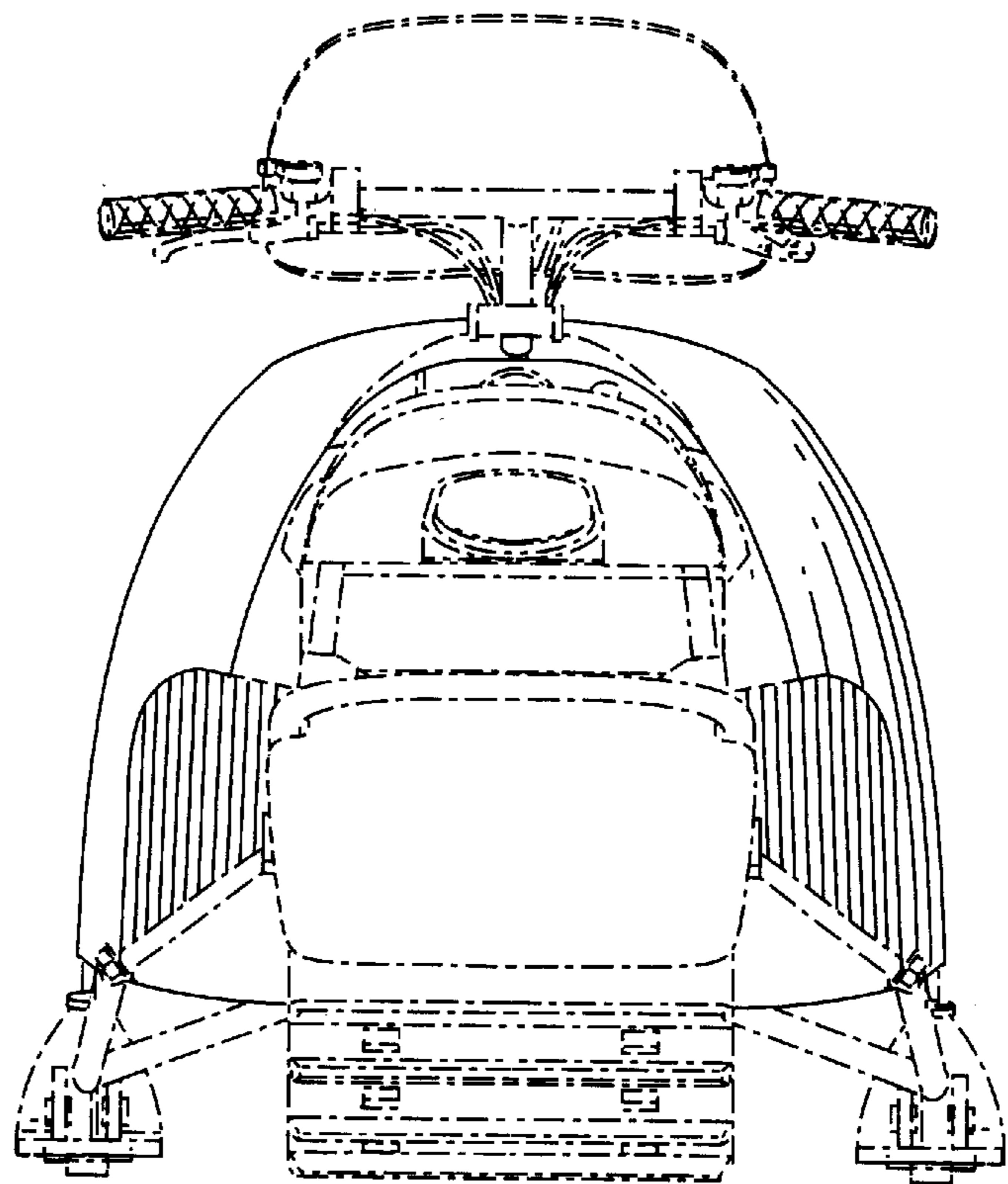


Fig. 4

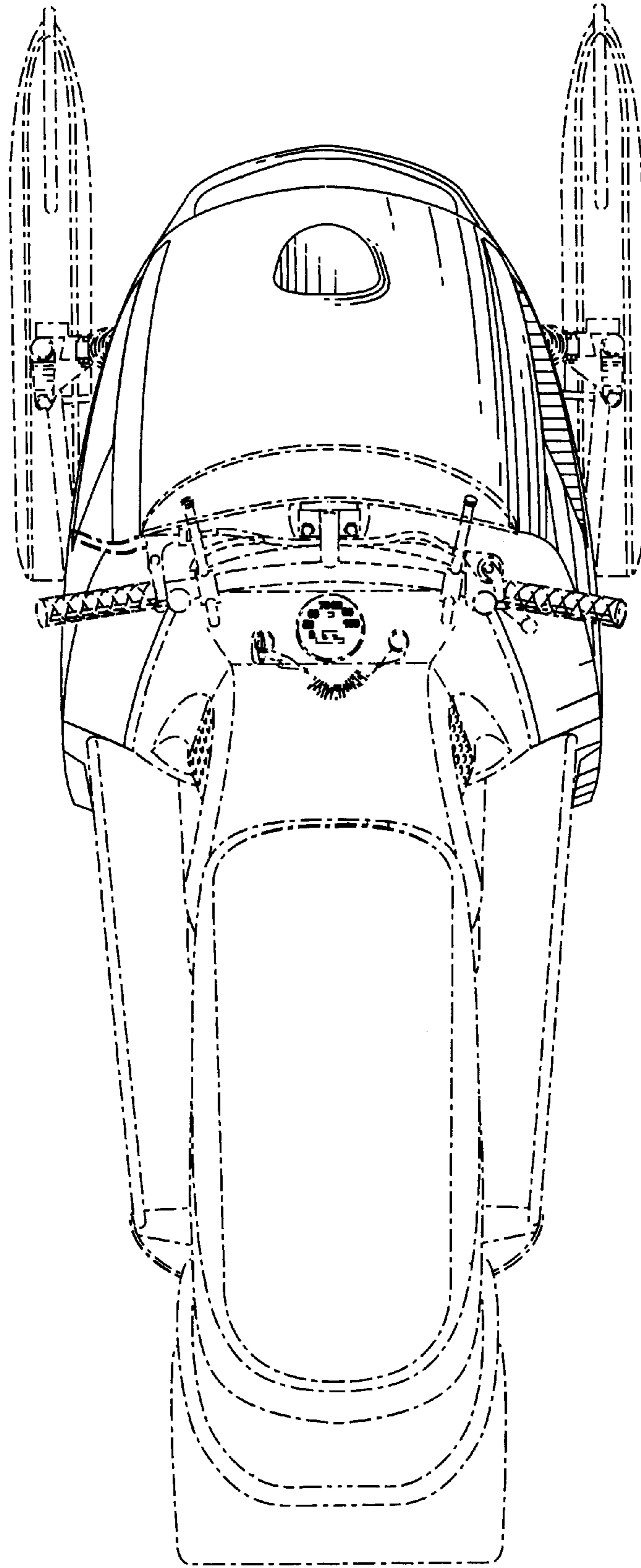


Fig. 5

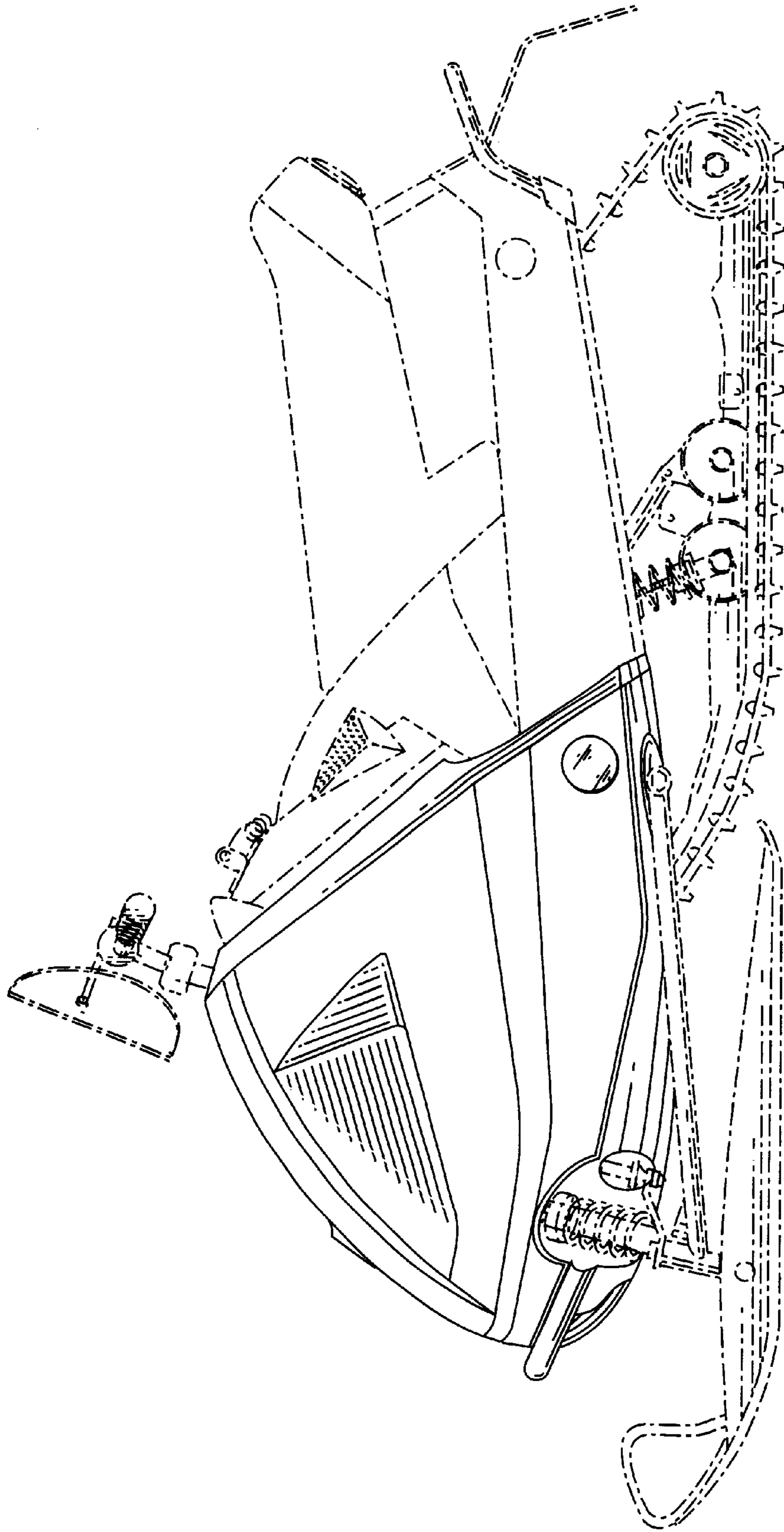


Fig. 6

UNITED STATES PATENT AND TRADEMARK OFFICE  
**CERTIFICATE OF CORRECTION**

PATENT NO. : Des. 446,166 S  
DATED : August 7, 2001  
INVENTOR(S) : Cadotte et al.

Page 1 of 1

It is certified that error appears in the above-identified patent and that said Letters Patent is hereby corrected as shown below:

Title page,

Item [22], the application filing date is -- **November 17, 2000** --.

Signed and Sealed this

Twenty-ninth Day of April, 2003

A handwritten signature in black ink, appearing to read "James E. Rogan", written over a horizontal line.

JAMES E. ROGAN  
*Director of the United States Patent and Trademark Office*