



US00D446151S

(12) **United States Design Patent**
Siebenberg

(10) **Patent No.:** **US D446,151 S**

(45) **Date of Patent:** **** Aug. 7, 2001**

(54) **TOP SURFACE OF A GEMSTONE SETTING**

(75) Inventor: **Benjamin Siebenberg**, White Plains,
NY (US)

(73) Assignee: **Am-Gold Corp.**, New York, NY (US)

(**) Term: **14 Years**

(21) Appl. No.: **29/118,172**

(22) Filed: **Feb. 4, 2000**

Related U.S. Application Data

(63) Continuation-in-part of application No. 29/116,357, filed on
Dec. 30, 1999.

(51) **LOC (7) Cl.** **11-01**

(52) **U.S. Cl.** **D11/90**

(58) **Field of Search** D11/1, 2, 26, 35,
D11/36, 89, 90; 63/1.11, 15, 26, 32; D21/460

(56) **References Cited**

U.S. PATENT DOCUMENTS

D. 48,499 * 1/1916 Robbins D11/90

D. 388,015 * 12/1997 Itzkowitz D11/90

D. 405,024 * 2/1999 Katz D11/90

D. 421,930 * 3/2000 Wolf D11/90

3,394,692 * 7/1968 Sirakian D11/90

* cited by examiner

Primary Examiner—Ralf Seifert

(74) *Attorney, Agent, or Firm*—Levisohn, Lerner, Berger &
Langsam

(57) **CLAIM**

The ornamental design for a top surface of a gemstone
setting, as shown and described.

DESCRIPTION

FIG. 1 is a perspective view of a top surface of a gemstone
setting showing my new design;

FIG. 2 is a top plan view;

FIG. 3 is a front elevational view, the rear elevational view
being a mirror image; and,

FIG. 4 is a left side elevational view, the right side eleva-
tional view being a mirror image.

The broken line showing of faceting and a ring shank is
shown for illustrative purposes only and forms no part of the
claimed design.

1 Claim, 1 Drawing Sheet

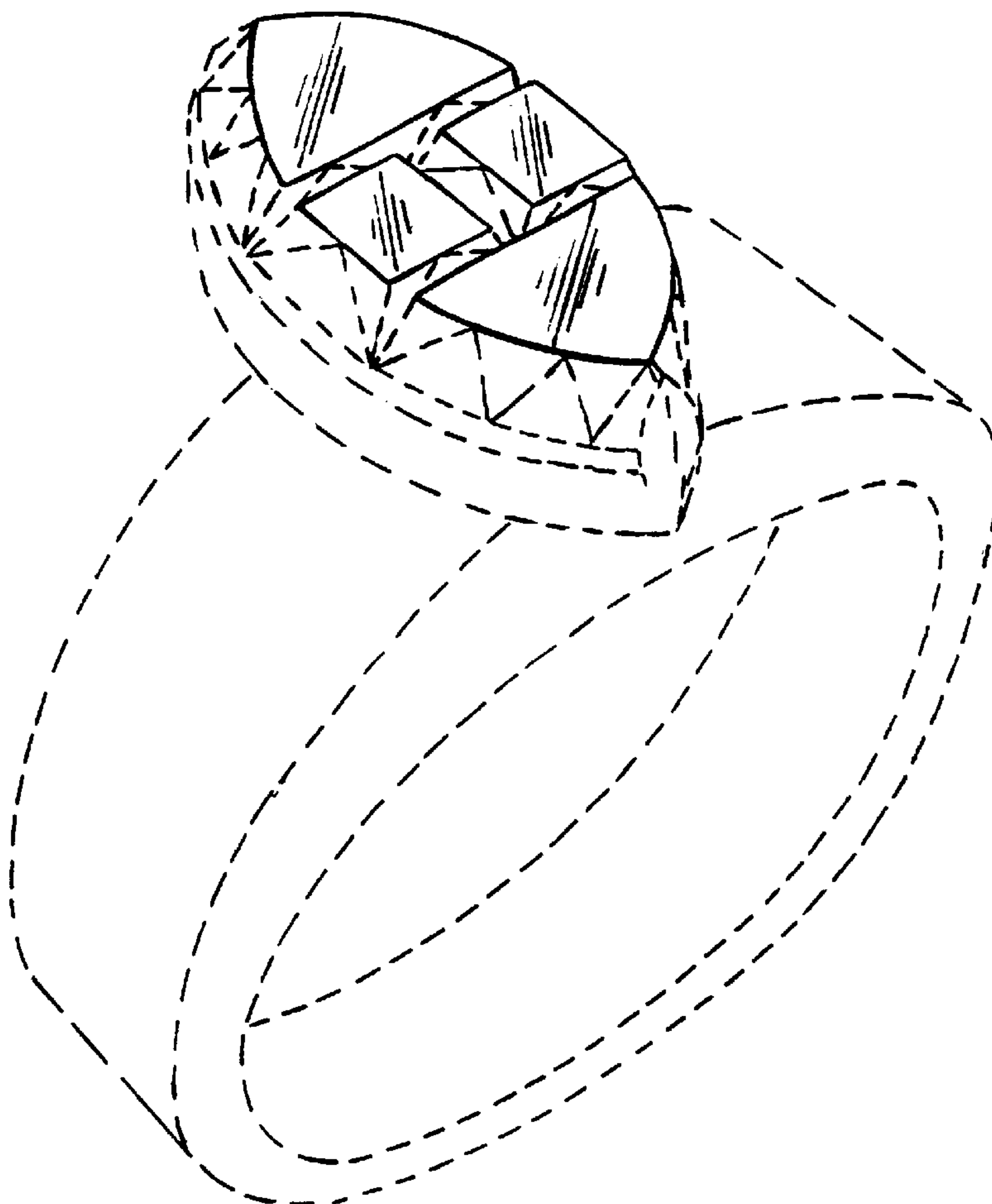


FIG. 1

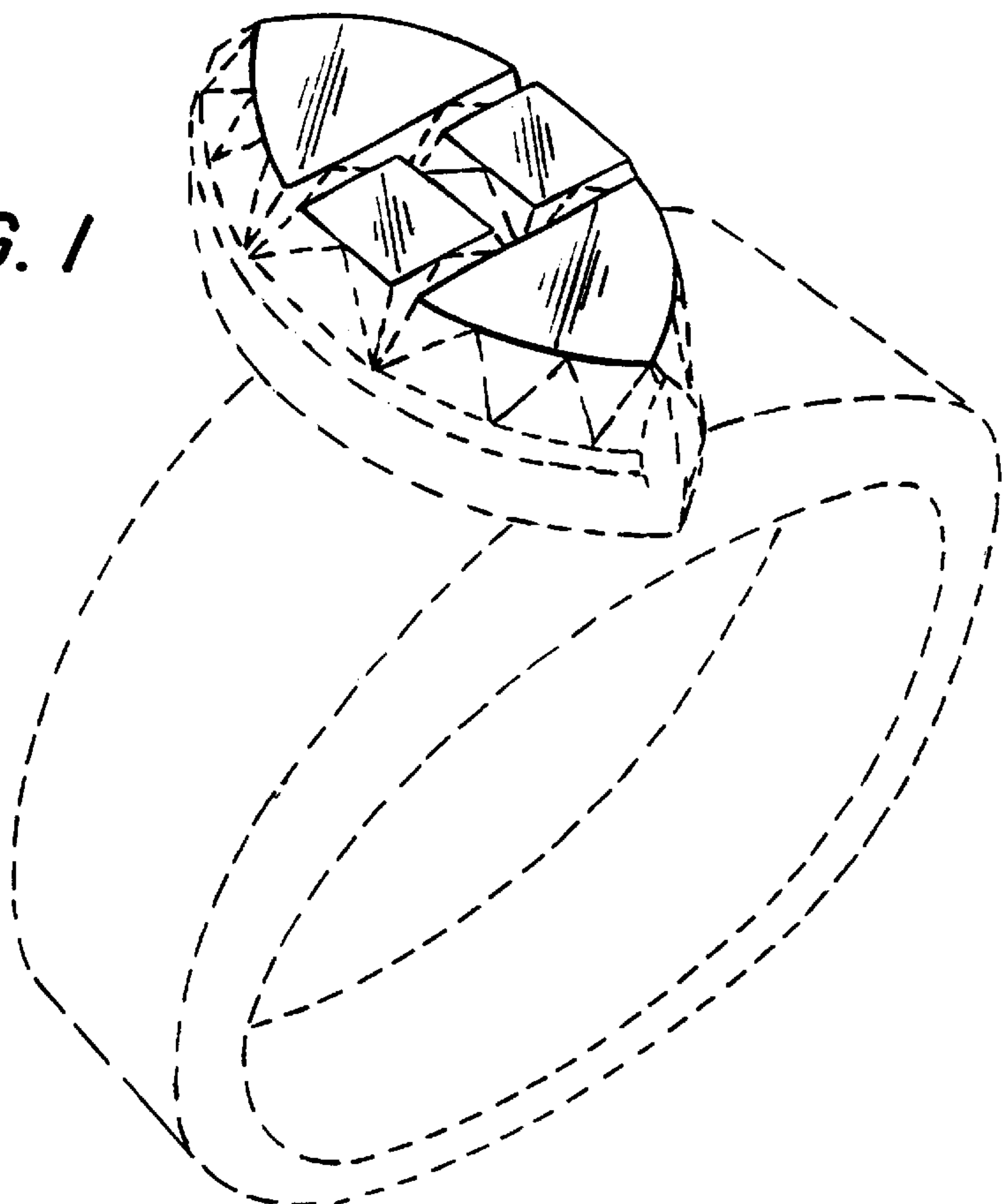


FIG. 2

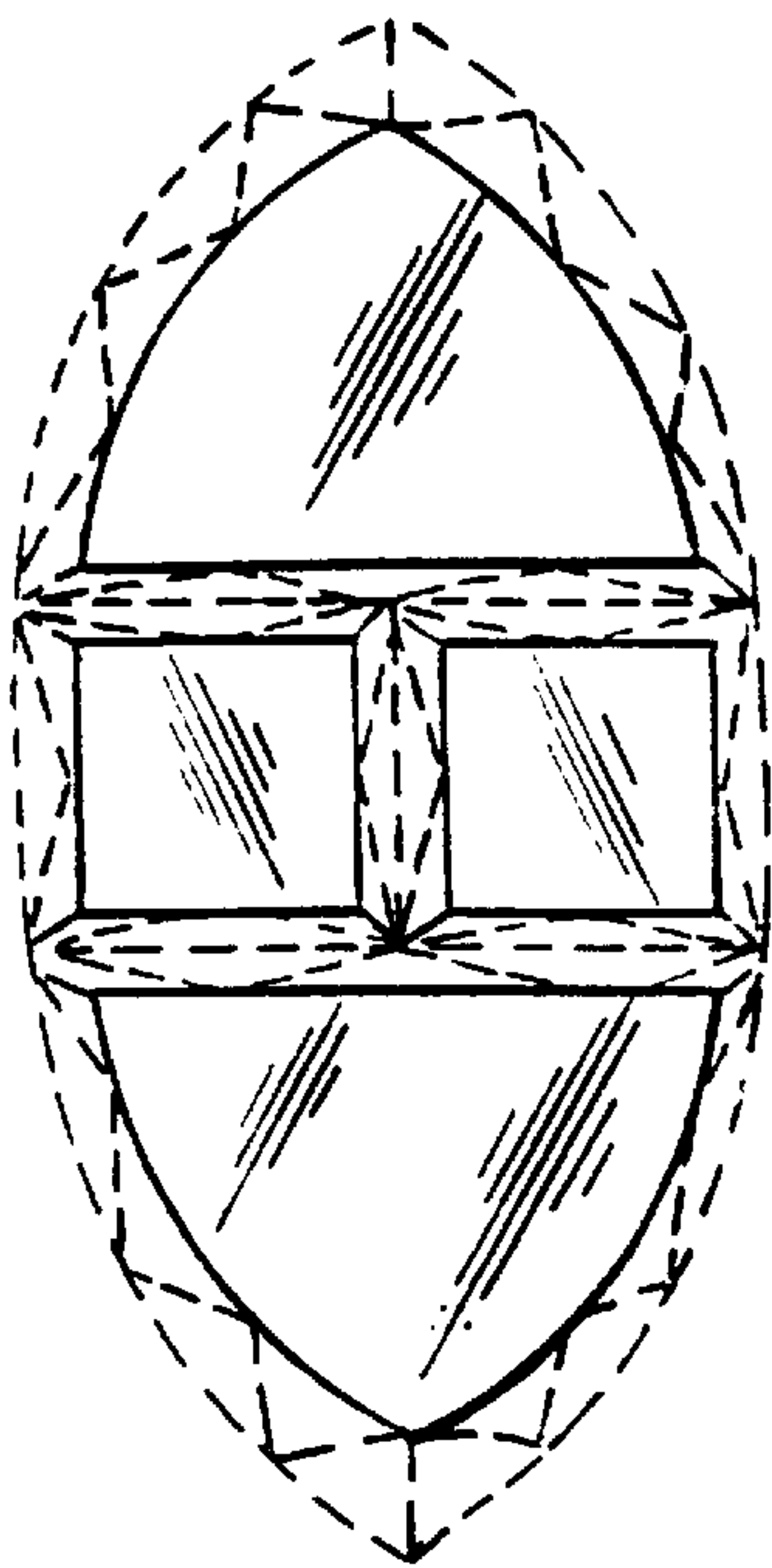


FIG. 3



FIG. 4

