



US00D446131S

(12) **United States Design Patent**
Monachon

(10) **Patent No.:** **US D446,131 S**

(45) **Date of Patent:** **** Aug. 7, 2001**

(54) **WRISTWATCH**

(75) Inventor: **Jean-Claude Monachon**, Neuchatel
(CH)

(73) Assignee: **Omega S.A.**, Bienne (CH)

(**) Term: **14 Years**

(21) Appl. No.: **29/110,682**

(22) Filed: **Sep. 10, 1999**

(30) **Foreign Application Priority Data**

Mar. 11, 1999 (XH) DMA/047 086

(51) **LOC (7) Cl.** **10-02**

(52) **U.S. Cl.** **D10/39; D10/30**

(58) **Field of Search** D10/1-40, 122-132;
D11/3-25; 63/1.1, 3, 5, 11; 368/276-277,
280-282, 285

(56) **References Cited**

U.S. PATENT DOCUMENTS

- D. 155,394 * 10/1949 Dinhofer D10/128
- D. 161,485 * 1/1951 Megar D10/30
- D. 241,630 * 9/1976 Burke .
- D. 244,433 * 5/1977 Banks D10/38
- D. 410,581 * 6/1999 Tanaka D10/30

* cited by examiner

Primary Examiner—Nelson C. Holtje

(74) *Attorney, Agent, or Firm*—Collen Law Associates,P.C.

(57) **CLAIM**

The ornamental design for a wristwatch, as shown and described.

DESCRIPTION

FIG. 1 is a top view of the watch portion of my new and ornamental design for a wristwatch.

FIG. 2 is a bottom view thereof;

FIG. 3 is a right side view thereof;

FIG. 4 is a left side view thereof;

FIG. 5 is a front view thereof;

FIG. 6 is a rear view thereof

FIG. 7 is a right perspective view thereof

FIG. 8 is a left perspective view thereof;

FIG. 9 is a top view of the bracelet portion of my new and ornamental design for a wristwatch;


FIG. 10 is a bottom view thereof;

FIG. 11 is a right side view thereof, the left side being a mirror image thereof; and,

FIG. 12 is a right perspective view thereof.

The watch and band portions of the wristwatch are shown separately for ease of illustration.

1 Claim, 4 Drawing Sheets






Fig. 1




Fig. 2




Fig. 3



Fig. 4



Fig. 5




Fig. 6




Fig. 7




Fig. 8




Fig. 9




Fig. 10



Fig. 11



Fig. 12