



US00D446130S

(12) **United States Design Patent**
Nakanishi

(10) **Patent No.:** **US D446,130 S**

(45) **Date of Patent:** **** Aug. 7, 2001**

(54) **WRIST WATCH**

(75) Inventor: **Nobuhiko Nakanishi**, Tokyo (JP)

(73) Assignee: **Seiko Kabushiki Kaisha**, Tokyo (JP)

(**) Term: **14 Years**

(21) Appl. No.: **29/129,589**

(22) Filed: **Sep. 18, 2000**

(30) **Foreign Application Priority Data**

Mar. 17, 2000 (JP) 12-006031

(51) **LOC (7) Cl.** **10-02**

(52) **U.S. Cl.** **D10/38**

(58) **Field of Search** D10/1-40, 122-132;
368/280-282, 276-277, 28-30, 285, 239-242,
82-84, 41-44

(56) **References Cited**

U.S. PATENT DOCUMENTS

- D. 320,567 * 10/1991 Wakamatsu D10/38
- D. 355,373 * 2/1995 Knight D10/30
- D. 364,820 * 12/1995 Sakai et al. D10/39
- D. 385,201 * 10/1997 Jou D10/32
- D. 416,499 * 11/1999 Bland et al. D10/39
- D. 433,951 * 11/2000 Bland et al. D10/39
- D. 435,464 * 12/2000 Bland et al. D10/39

OTHER PUBLICATIONS

European Jeweler(GZ)—Jan. 1998—p.65—Rect. watch at middle.*

Swiss Watch & Jewelry Journal—Feb. 1988—p. 195—watches.*

European Jeweler(UZ)—Nov. 1985—p.83—watches at top-left.*

* cited by examiner

Primary Examiner—Nelson C. Holtje

(74) *Attorney, Agent, or Firm*—Stroock & Stroock & Lavan LLP

(57) **CLAIM**

The ornamental design for a wrist watch, as shown and described.

DESCRIPTION

FIG. 1 is a perspective view of a wrist watch;
 FIG. 2 is a front elevational view thereof;
 FIG. 3 is a rear elevational view thereof;
 FIG. 4 is a right side elevational view thereof, the opposite side view being a mirror image; and,
 FIG. 5 is a top plan view thereof, the opposite side view being the same.

1 Claim, 1 Drawing Sheet




FIG. 1




FIG. 2




FIG. 3

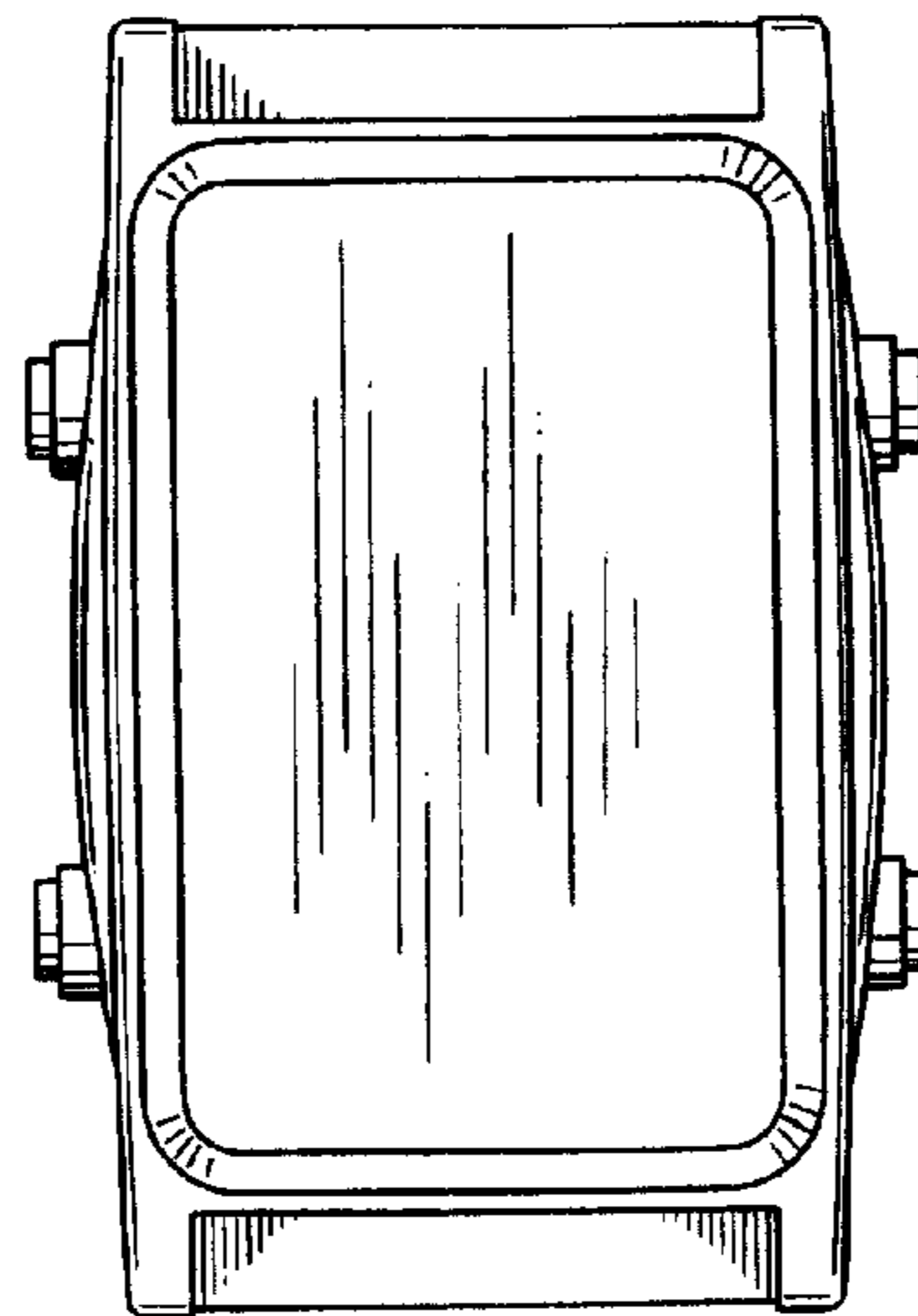


FIG. 4

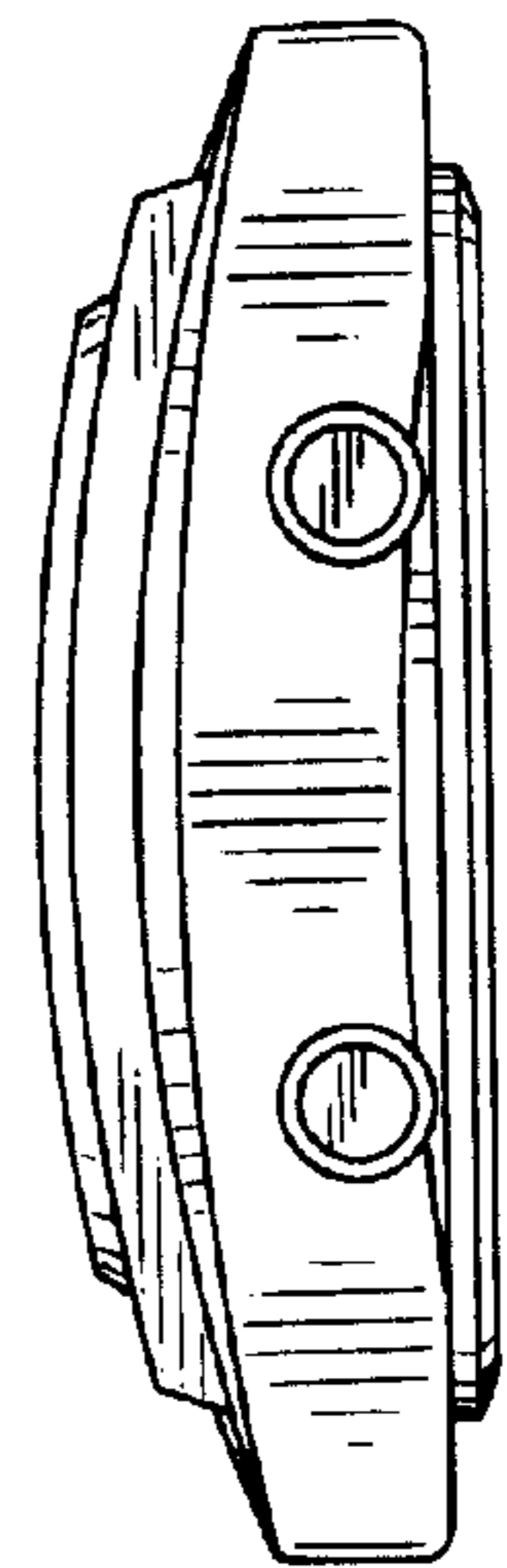


FIG. 5

