



US00D446116S

(12) **United States Design Patent**  
**Nytko**

(10) **Patent No.:** **US D446,116 S**

(45) **Date of Patent:** **\*\* Aug. 7, 2001**

(54) **SPRAY NOZZLE MERCHANDISING PACKAGE**

(75) **Inventor:** **Robert Nytko**, Washington, IL (US)

(73) **Assignee:** **L. R. Nelson Corporation**, Peoria, IL (US)

(\*\*) **Term:** **14 Years**

(21) **Appl. No.:** **29/127,503**

(22) **Filed:** **Aug. 8, 2000**

(51) **LOC (7) Cl.** ..... **09-03**

(52) **U.S. Cl.** ..... **D9/428**

(58) **Field of Search** ..... D9/428, 429, 337, D9/414, 424, 500-505; 206/303, 216, 302, 701, 349, 389, 423, 528, 530; 229/93, 4.5, 5.5, 23 BT; 220/509, 787, 790, 793, 376; D23/214, 218; 239/200-206

(56) **References Cited**

**U.S. PATENT DOCUMENTS**

D. 289,143	*	4/1987	Guillaume	.....	D9/501
D. 350,460	*	9/1994	Picozza et al.	.....	D9/504
D. 362,801	*	10/1995	Milroy	.....	D9/428
D. 400,787	*	11/1998	Keener	.....	D9/504
D. 434,980	*	12/2000	Suzuki	.....	D9/428
2,162,853	*	6/1939	Massey	.....	229/5.5
2,451,015		10/1948	Adams	.	
2,638,820	*	5/1953	Barnes	.....	229/5.5
2,851,713		9/1958	Tupper	.	
3,027,999		4/1962	Heroy, Jr.	.	

3,084,788	*	4/1963	Ford	.....	206/776
3,127,011	*	3/1964	Weddle	.....	229/93
3,393,797		7/1968	Flood	.	
3,408,758		11/1968	Doring	.	
4,099,612	*	7/1978	Hanson	.....	206/418
4,310,097		1/1982	Merl	.	
4,726,469		2/1988	Farber	.	
4,802,577		2/1989	O'Leary	.	
4,805,772		2/1989	Shaw et al.	.	
5,009,329		4/1991	Farrentine	.	
5,036,446		7/1991	Quintanilla et al.	.	
5,294,020		3/1994	Kunz	.	
5,390,964		2/1995	Gray, Jr.	.	
5,458,260		10/1995	Sainato et al.	.	
5,788,104		8/1998	Hoyt	.	
5,881,894		3/1999	Gargano	.	

\* cited by examiner

*Primary Examiner*—Prabhakar Deshmukh  
(74) *Attorney, Agent, or Firm*—Mayer, Brown & Platt

(57) **CLAIM**

The ornamental design for a spray nozzle merchandising package, as shown.

**DESCRIPTION**

FIG. 1 is a perspective view showing my new design; FIG. 2 is an exploded view thereof; FIG. 3 is a front elevational view thereof; FIG. 4 is a back elevational view thereof; and FIG. 5 is a top view thereof; and, FIG. 6 is a bottom view thereof.

**1 Claim, 1 Drawing Sheet**

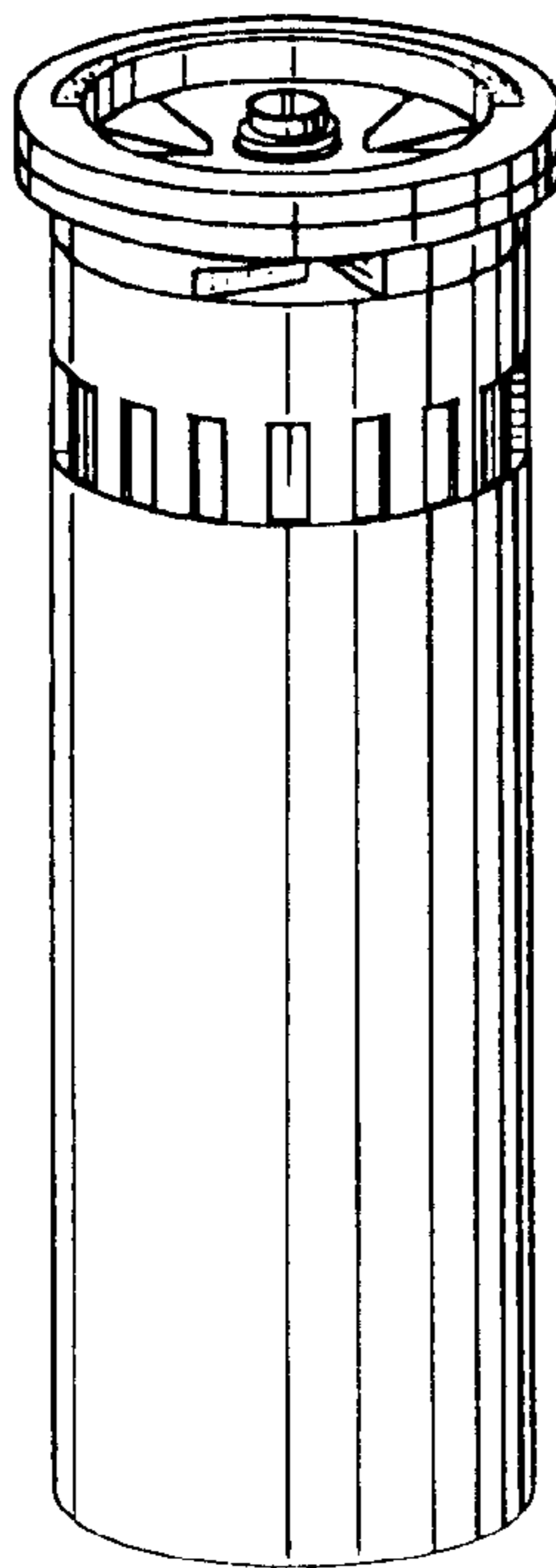


FIG. 2

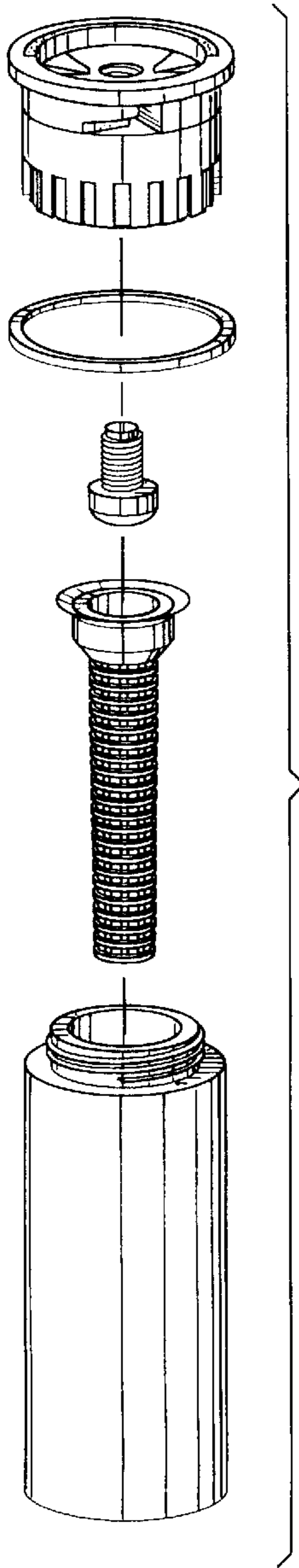


FIG. 1

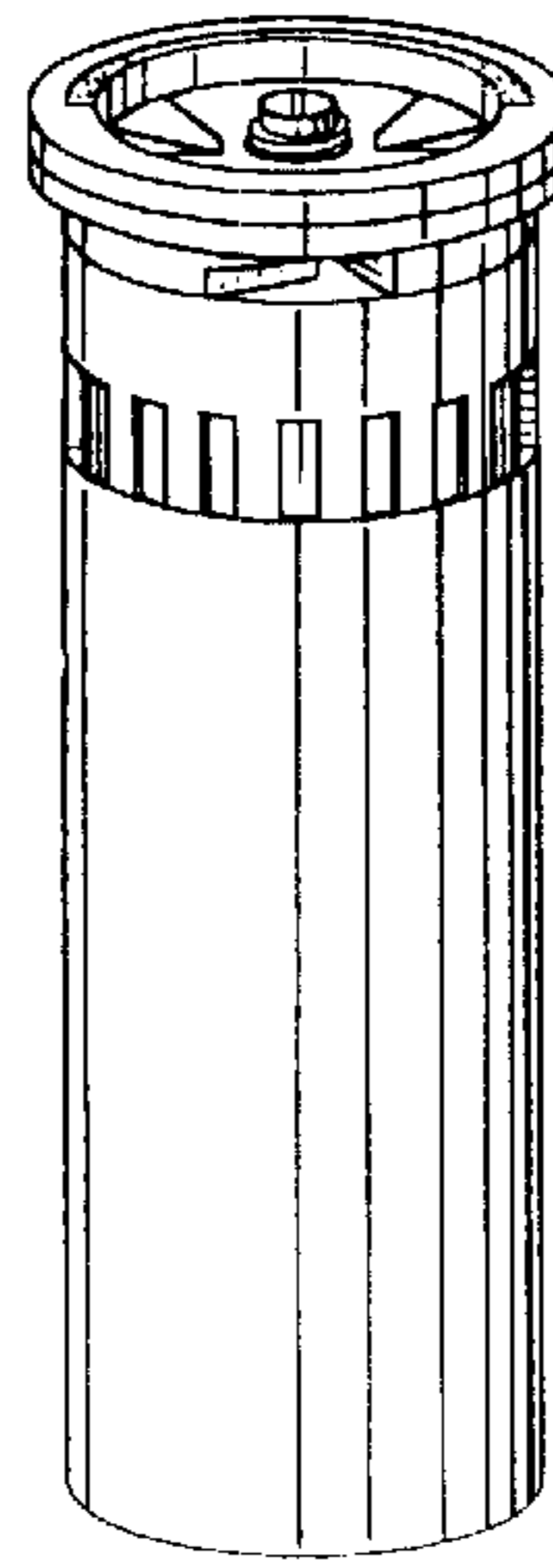


FIG. 3

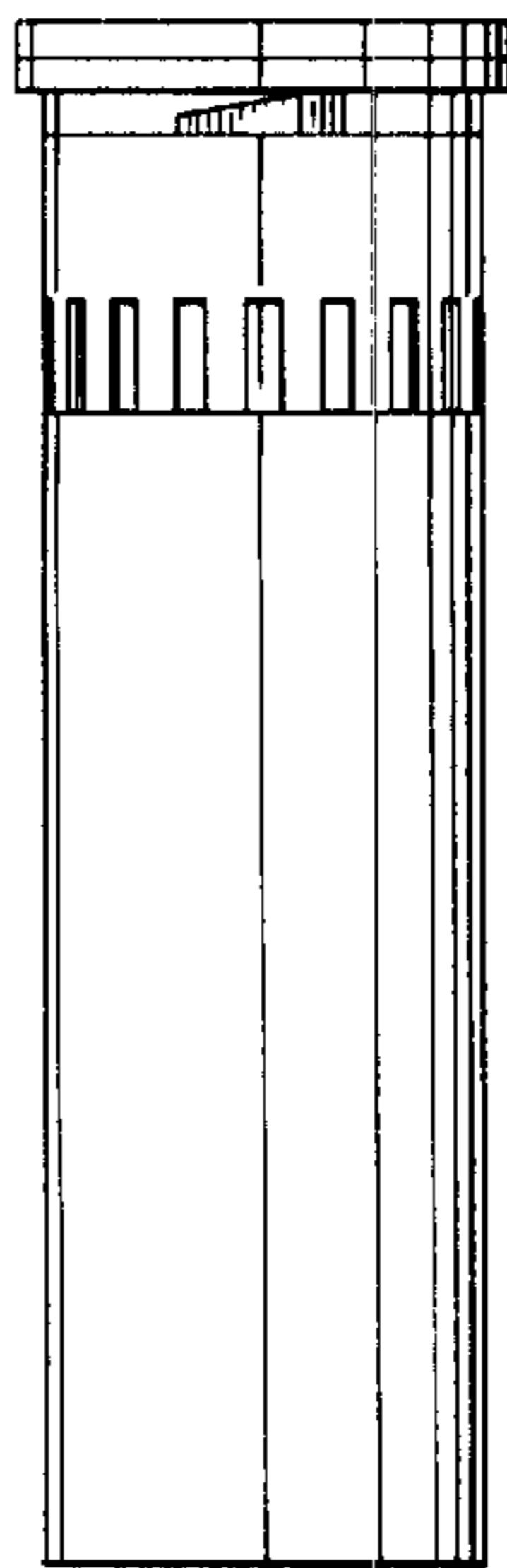


FIG. 4

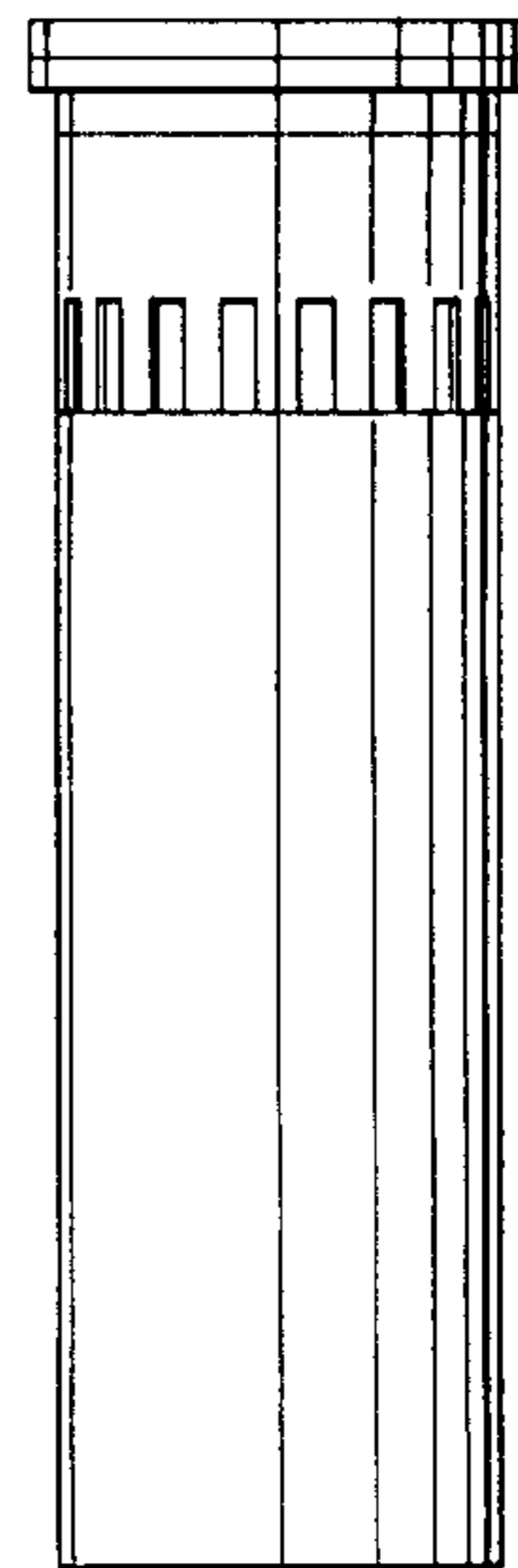


FIG. 5

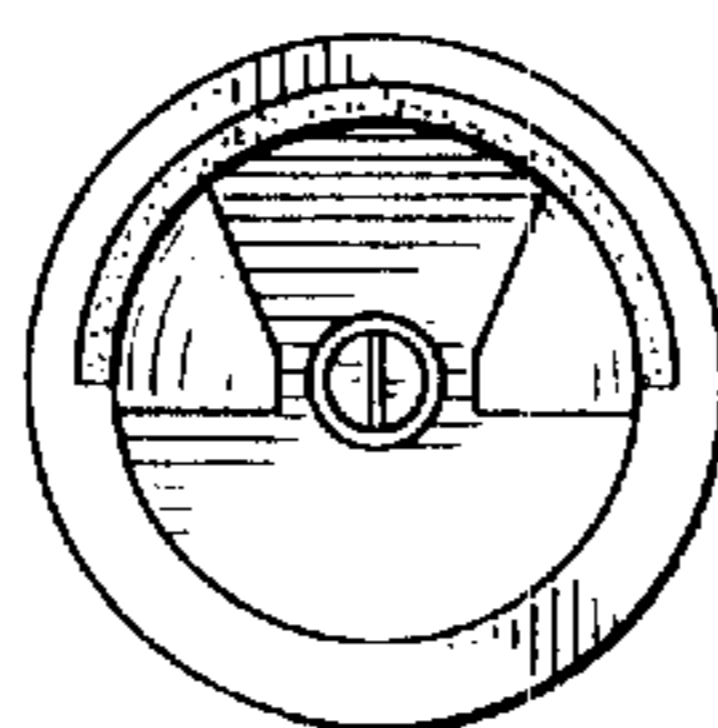


FIG. 6

