



US00D446095S

(12) **United States Design Patent**  
**Lai**

(10) **Patent No.:** **US D446,095 S**

(45) **Date of Patent:** **\*\* Aug. 7, 2001**

(54) **LABORSAVING GARDENING SHEAR**

D. 413,052 \* 8/1999 Staton ..... D8/5

(76) Inventor: **Mu-Chun Lai**, P.O. Box 453, Taichung (TW)

\* cited by examiner

*Primary Examiner*—Robin V. Taylor

(\*\*) Term: **14 Years**

(57) **CLAIM**

(21) Appl. No.: **29/131,309**

I claim the ornamental design for a laborsaving gardening shear, as shown and described.

(22) Filed: **Oct. 19, 2000**

**DESCRIPTION**

(51) **LOC (7) Cl.** ..... **08-01**

(52) **U.S. Cl.** ..... **D8/5**

(58) **Field of Search** ..... D8/1, 4, 5; 30/287, 30/262, 261, 252

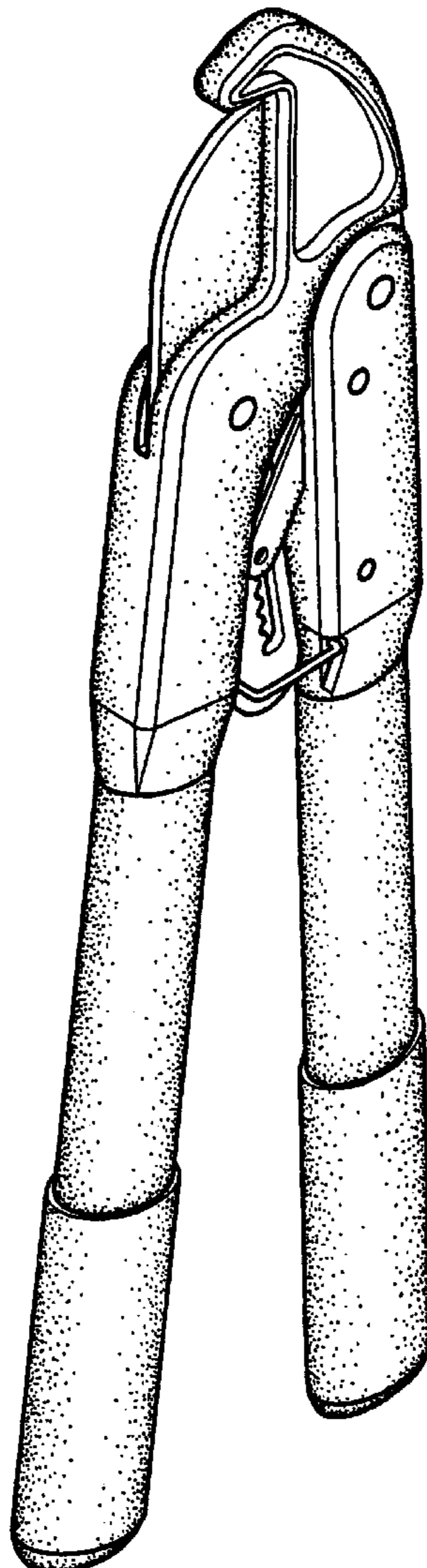
FIG. 1 is an upper perspective view of the laborsaving gardening shear showing my design.  
FIG. 2 is a front view thereof;  
FIG. 3 is a back view thereof;  
FIG. 4 is a side view thereof;  
FIG. 5 is an opposite side view thereof;  
FIG. 6 is a top view thereof; and,  
FIG. 7 is a bottom view thereof.

(56) **References Cited**

**U.S. PATENT DOCUMENTS**

- D. 357,390 \* 4/1995 Thompson et al. .... D8/5
- D. 367,594 \* 3/1996 Hortnagl ..... D8/5
- D. 386,369 \* 11/1997 Lin ..... D8/5

**1 Claim, 6 Drawing Sheets**



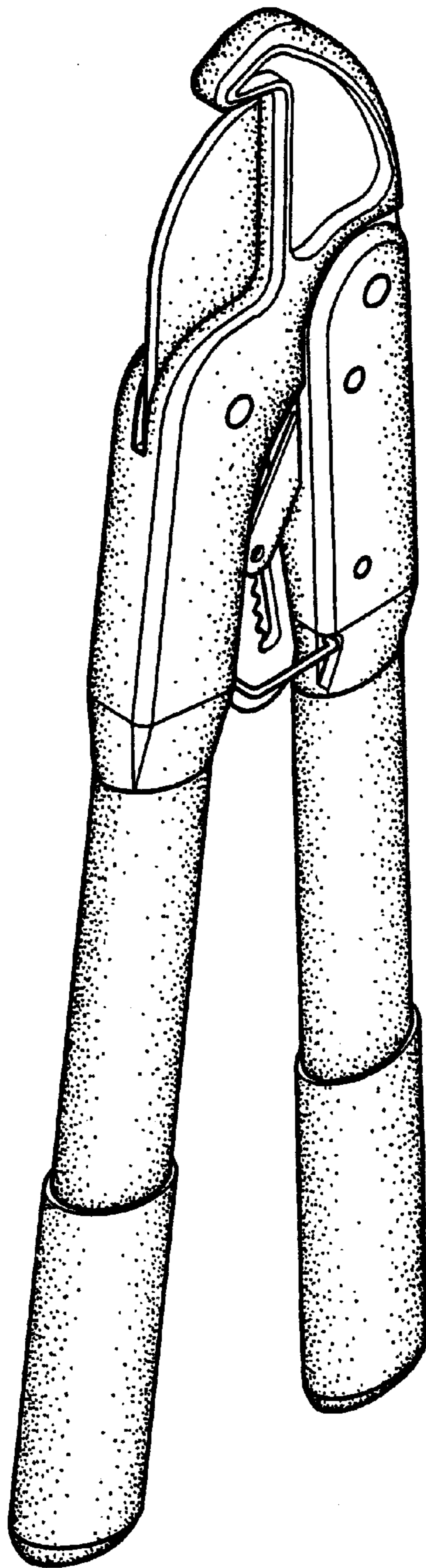


FIG. 1

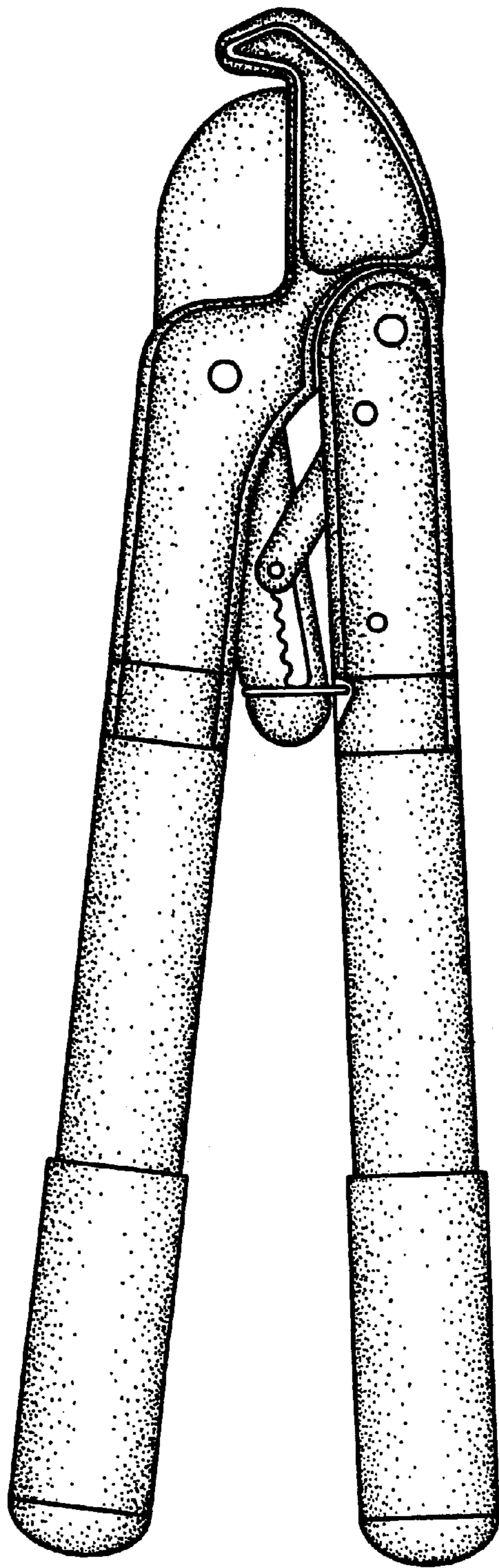


FIG. 2

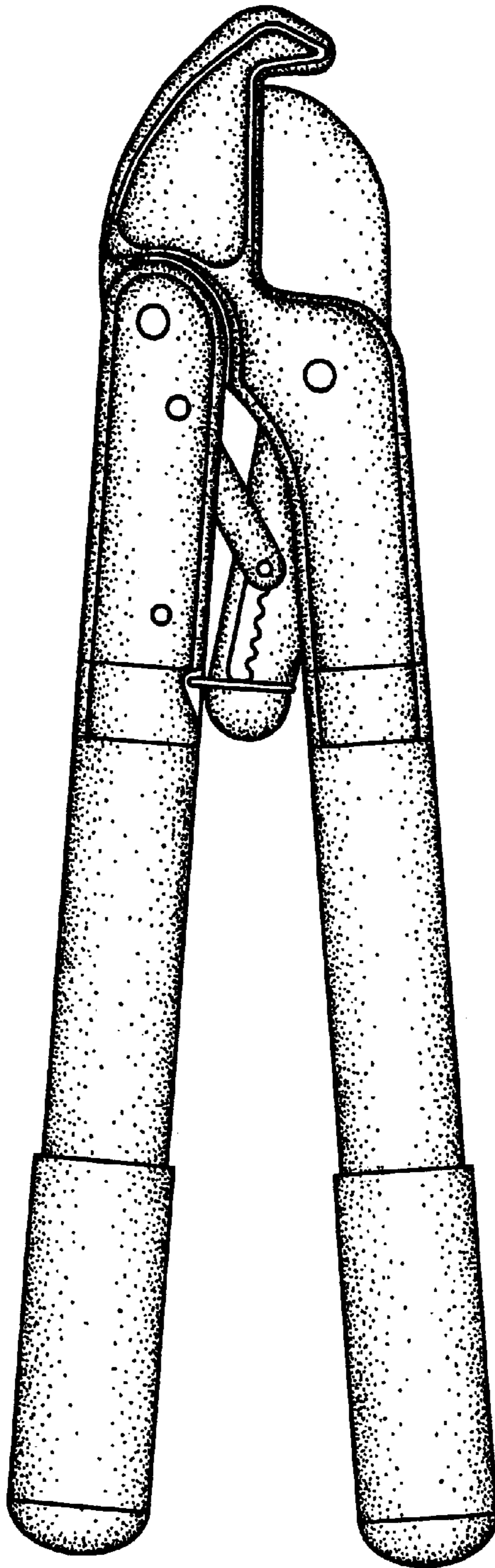


FIG. 3



FIG. 4




FIG. 5



FIG. 6

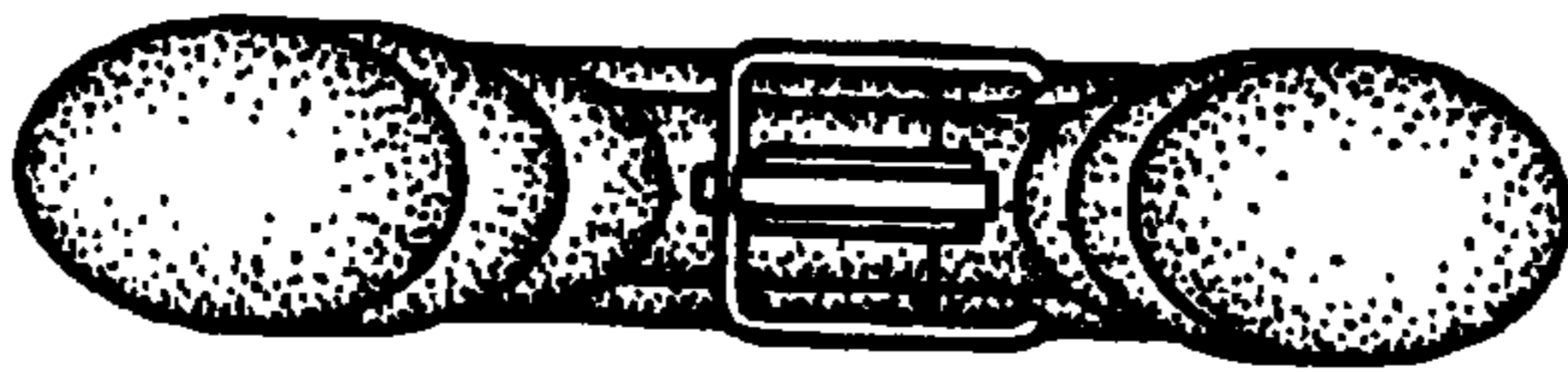


FIG. 7