



US00D446087S

(12) **United States Design Patent**
Riemer et al.

(10) **Patent No.:** **US D446,087 S**

(45) **Date of Patent:** **** Aug. 7, 2001**

(54) **DISPOSABLE FLATWARE WITH ARCUATE HANDLE**

Primary Examiner—Caron D. Veynar
(74) *Attorney, Agent, or Firm*—Michael W. Ferrell

(75) Inventors: **Derek Riemer**, Westford, MA (US);
Jerome G. Dees, Appleton; **Robert J. Aloisi**, Kaukauna, both of WI (US);
Andrew W. Taylor, Fairfield, CT (US);
Paul R. Kaknes, Lowell, MA (US)

(57) **CLAIM**

The ornamental design for disposable flatware with arcuate handle, as shown.

(73) Assignee: **Georgia-Pacific Corporation**, Atlanta, GA (US)

DESCRIPTION

(**) Term: **14 Years**

FIG. 1 is a top plan view of disposable flatware with arcuate handle design showing our new design as embodied in a spoon;

(21) Appl. No.: **29/133,651**

FIG. 2 is a bottom plan view of the spoon of FIG. 1;

(22) Filed: **Dec. 1, 2000**

FIG. 3 is a left side view of the spoon of FIG. 1;

(51) **LOC (7) Cl.** **07-03**

FIG. 4 is a right side view of the spoon of FIG. 1;

(52) **U.S. Cl.** **D7/645**

FIG. 5 is an end view of the spoon of FIG. 1 showing the utensil end thereof;

(58) **Field of Search** D7/642, 645, 649,
D7/650, 652, 653, 662-664, 401.2; 30/322,
324, 328, 340, 343, 345

FIG. 6 is a end view of the spoon of FIG. 1 showing the handle end thereof;

FIG. 7 is a top plan view of disposable flatware with arcuate handle design showing our new design as embodied in a fork;

(56) **References Cited**

U.S. PATENT DOCUMENTS

D. 179,101	*	10/1956	Voss	D7/649
D. 181,810	*	12/1957	Ressegger	D7/663
D. 183,125	*	7/1958	Horton	D7/662
D. 192,051	*	1/1962	Lea	D7/654
D. 318,600		7/1991	Lillelund et al.	D7/643
D. 340,842		11/1993	Richmond	D7/653
D. 363,650		10/1995	Bouilhet	D7/645
D. 368,209		3/1996	Decker	D7/653
D. 387,954		12/1997	DeBrady	D7/645
D. 423,285	*	4/2000	Toffolon	D7/401.2
D. 423,286	*	4/2000	Toffolon	D7/401.2
D. 435,402	*	12/2000	Junko	D7/662

FIG. 8 is a bottom plan view of the fork of FIG. 7;

FIG. 9 is a left side view of the fork of FIG. 7;

FIG. 10 is a right side view of the fork of FIG. 7;

FIG. 11 is an end view of the fork of FIG. 7 showing the utensil end thereof;

FIG. 12 is an end view of the fork of FIG. 7 showing the handle end thereof;

FIG. 13 is a top plan view of disposable flatware with arcuate handle design showing our new design as embodied in a knife;

OTHER PUBLICATIONS

Commercially existing designs, i.e., Cutlery Design "O" (Current Dixie); Cutlery Design "P" (PrairieWare); and Cutlery Design "Q" (Comet). Date Unknown.

FIG. 14 is a bottom plan view of the knife of FIG. 13;

FIG. 15 is a left side view of the knife of FIG. 13;

FIG. 16 is a right side view of the knife of FIG. 13;

FIG. 17 is an end view of the knife of FIG. 13 showing the utensil end thereof; and,

FIG. 18 is an end view of the knife of FIG. 13 showing the handle end thereof.

* cited by examiner

1 Claim, 5 Drawing Sheets

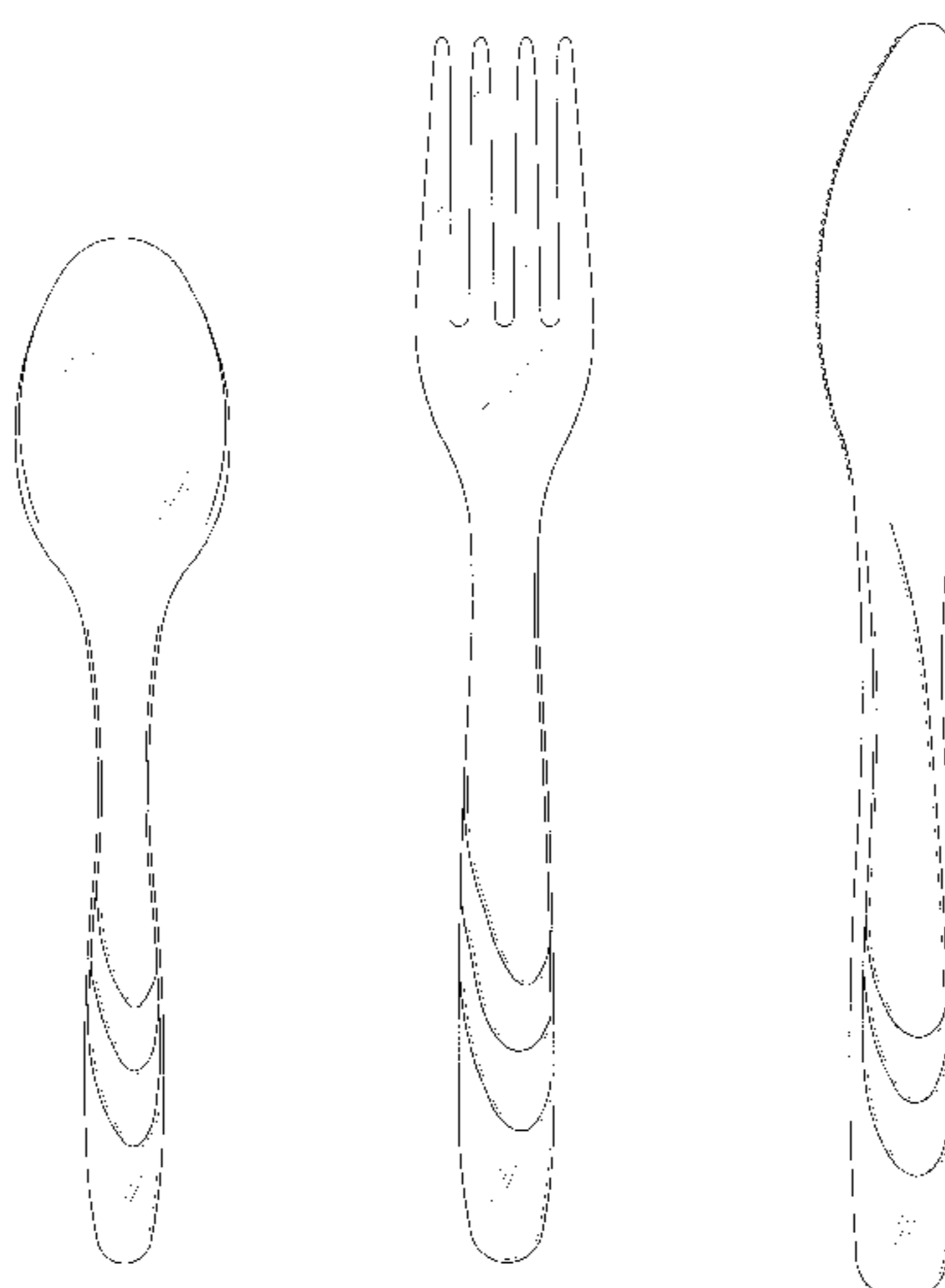


FIG. 1

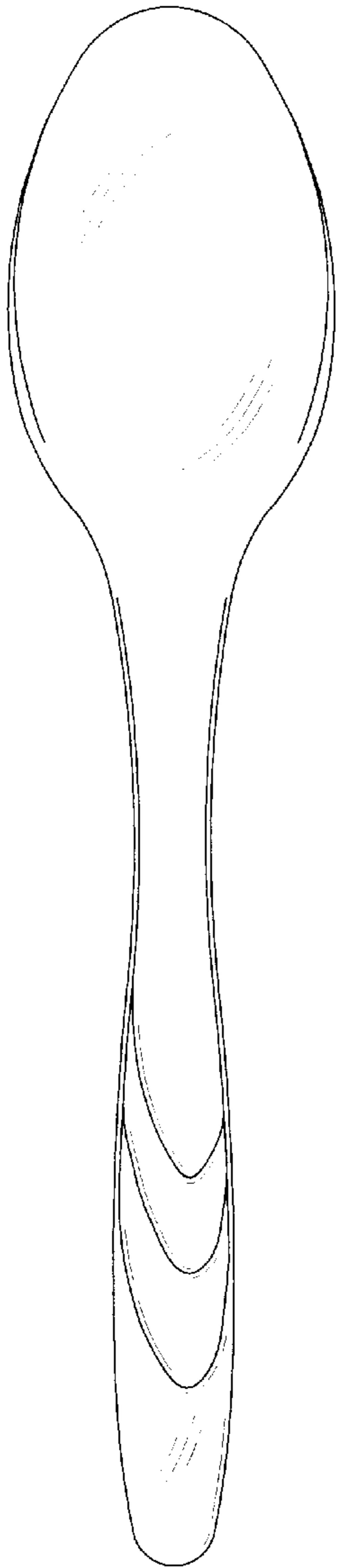


FIG. 7

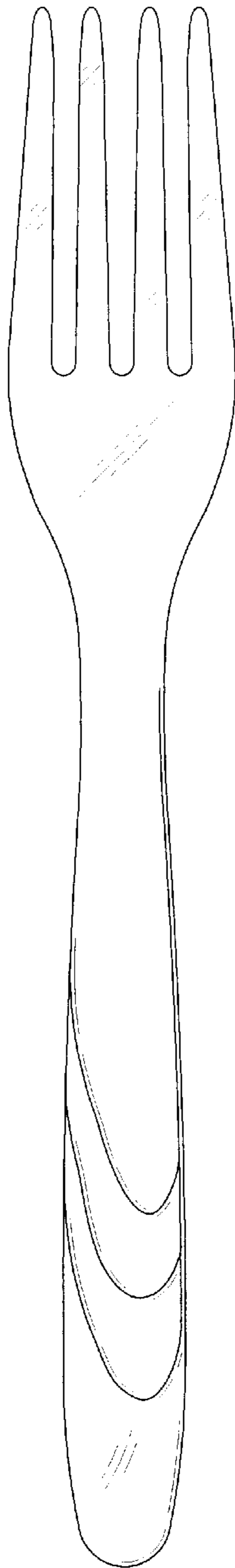


FIG. 13



FIG. 14

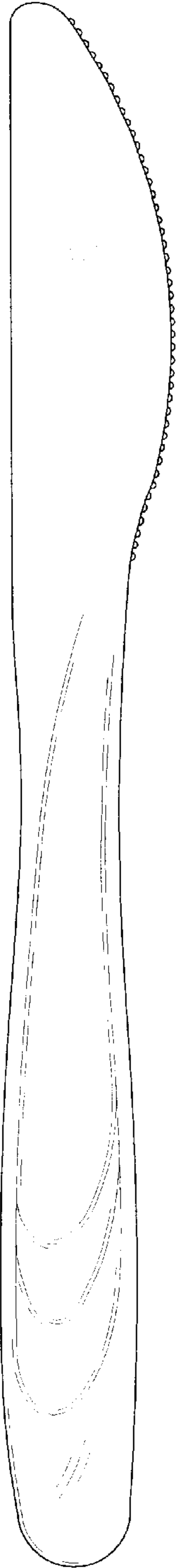


FIG. 8

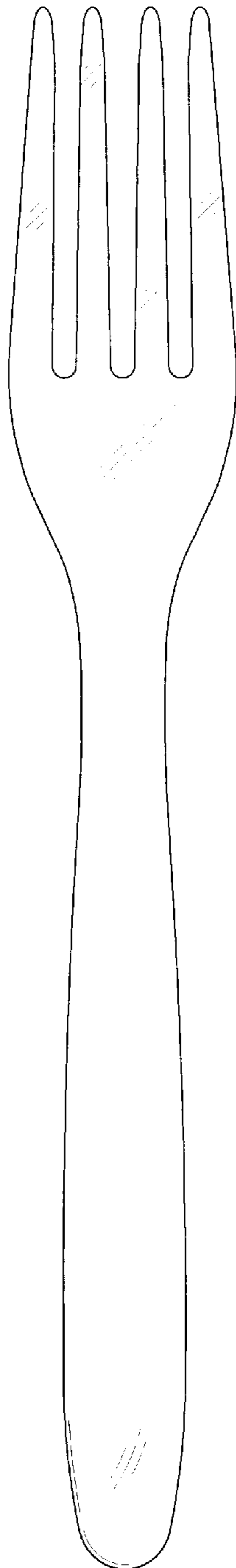


FIG. 2

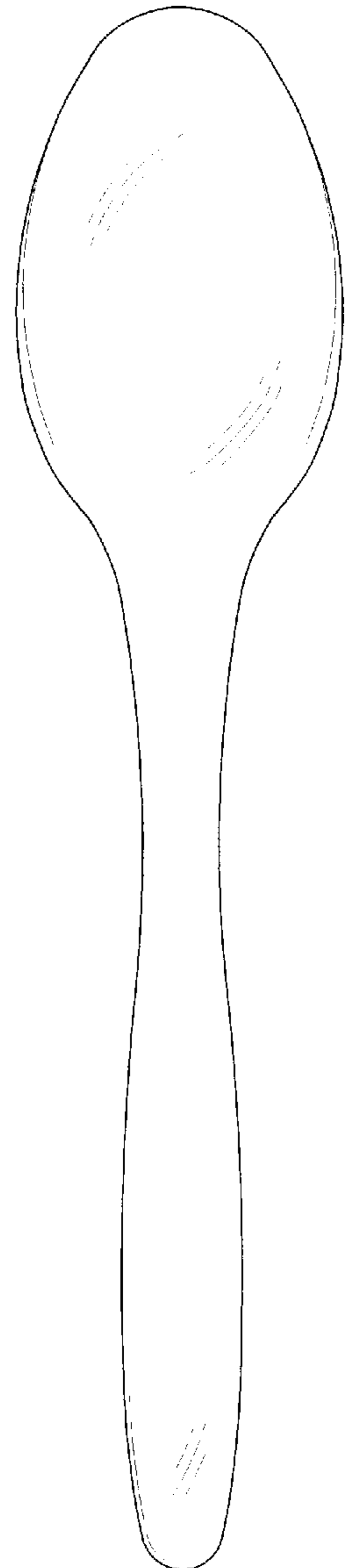


FIG. 15

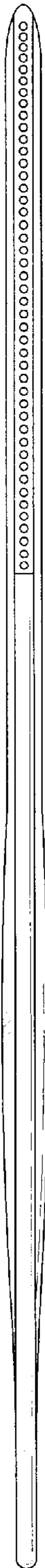


FIG. 9

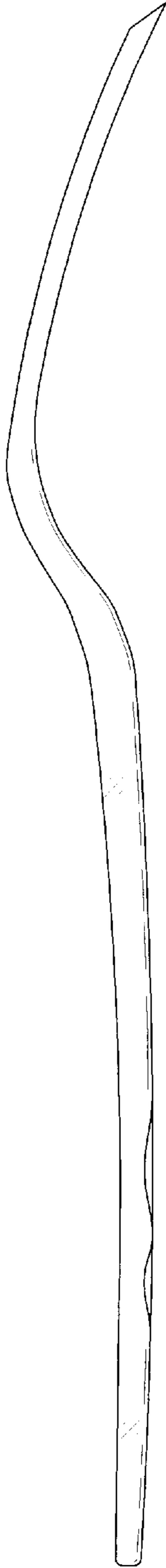


FIG. 3



FIG. 4



FIG. 10

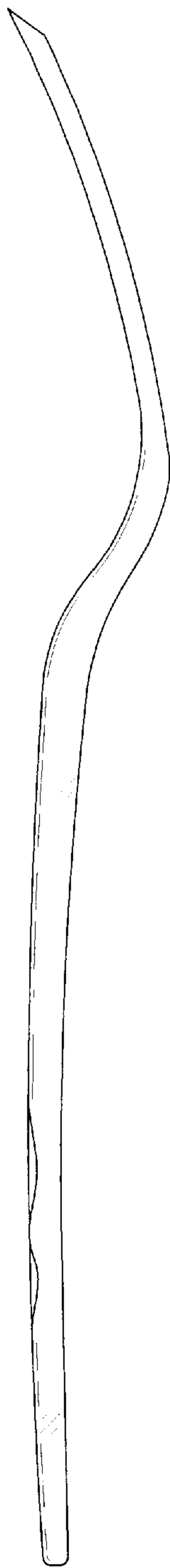


FIG. 16



FIG. 5



FIG. 11

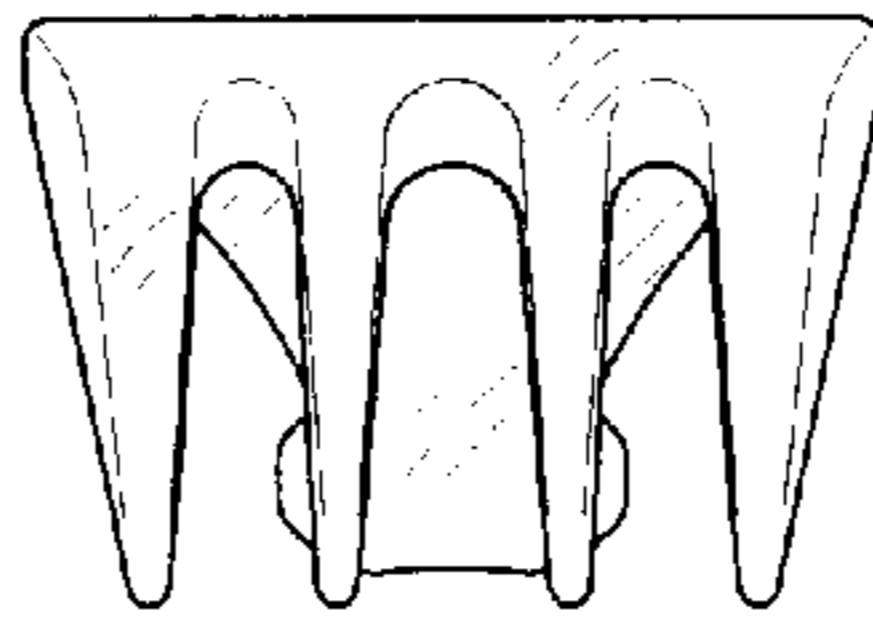


FIG. 17



FIG. 6

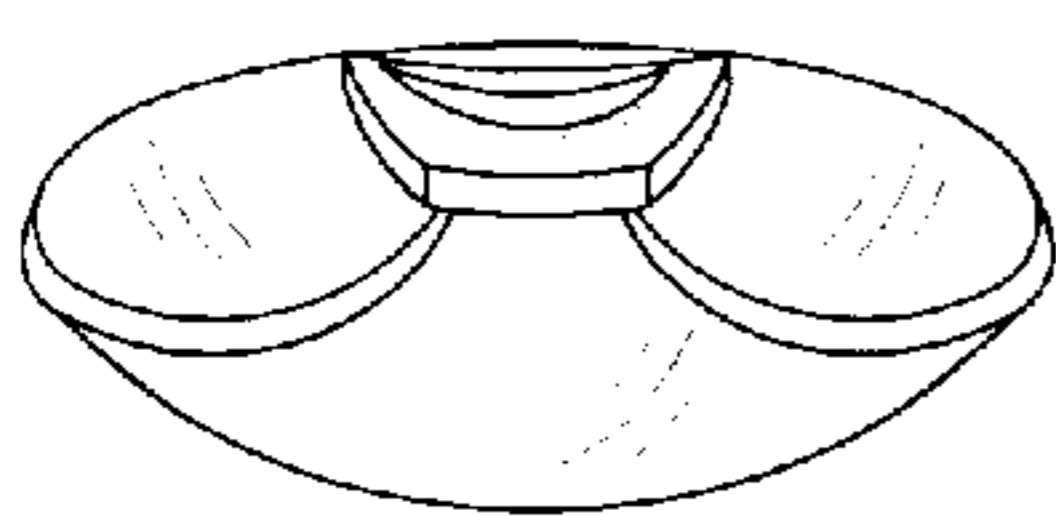


FIG. 12

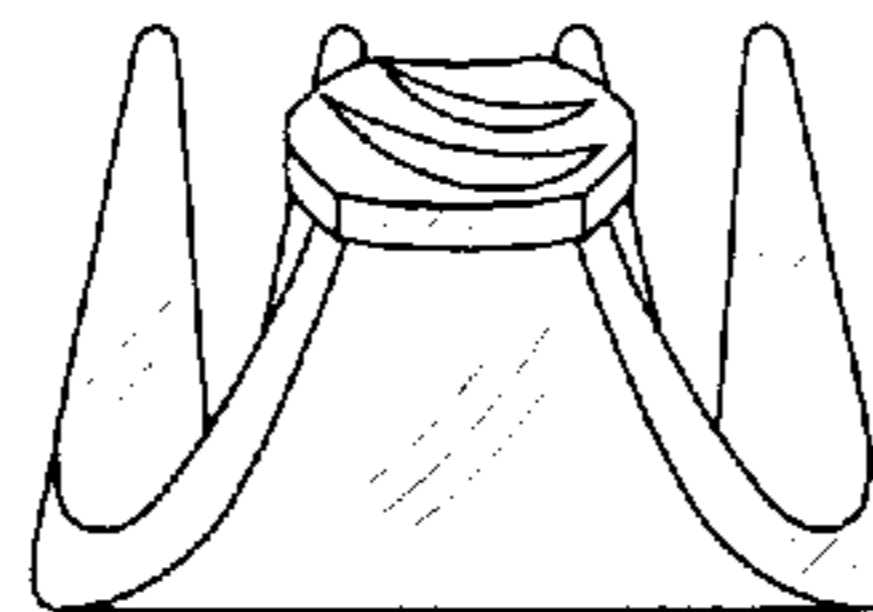


FIG. 18

