



US00D446078S

(12) **United States Design Patent**  
**Paul et al.**

(10) **Patent No.:** **US D446,078 S**

(45) **Date of Patent:** **\*\* Aug. 7, 2001**

(54) **KNOB FOR A COOKWARE LID**

(74) *Attorney, Agent, or Firm*—Foley & Lardner

(75) Inventors: **Gerry Paul**, Whitelaw; **Todd Kroscher**, Two Rivers; **Deb Lonneman**, Manitowoc, all of WI (US)

(57) **CLAIM**

We claim the ornamental design for a knob for a cookware lid, as shown and described.

(73) Assignee: **Newell Operating Company**, Freeport, IL (US)

**DESCRIPTION**

(\*\*) Term: **14 Years**

FIG. 1 is perspective view of the knob mounted on a cookware lid that is covering a cooking vessel, with the thermometer probe removed;

(21) Appl. No.: **29/126,760**

FIG. 2 is a top view of the knob showing the slide in a closed position;

(22) Filed: **Jul. 25, 2000**

FIG. 3 is a top view of the knob showing the slide in an open position;

(51) **LOC (7) Cl.** ..... **07-02**

(52) **U.S. Cl.** ..... **D7/393**

FIG. 4 is an elevational view of the knob taken from the right side of FIG. 2;

(58) **Field of Search** ..... D7/323-361, 391, D7/393; 16/110.1, 433, 441; 220/752

FIG. 5 is an elevational view of the knob taken from the left side of FIG. 2;

(56) **References Cited**

**U.S. PATENT DOCUMENTS**

D. 384,241 \* 9/1997 Brassat ..... D7/391

D. 398,811 \* 9/1998 Montgelard ..... D7/391

FIG. 6 is a side view of the knob; the other side is a mirror image.

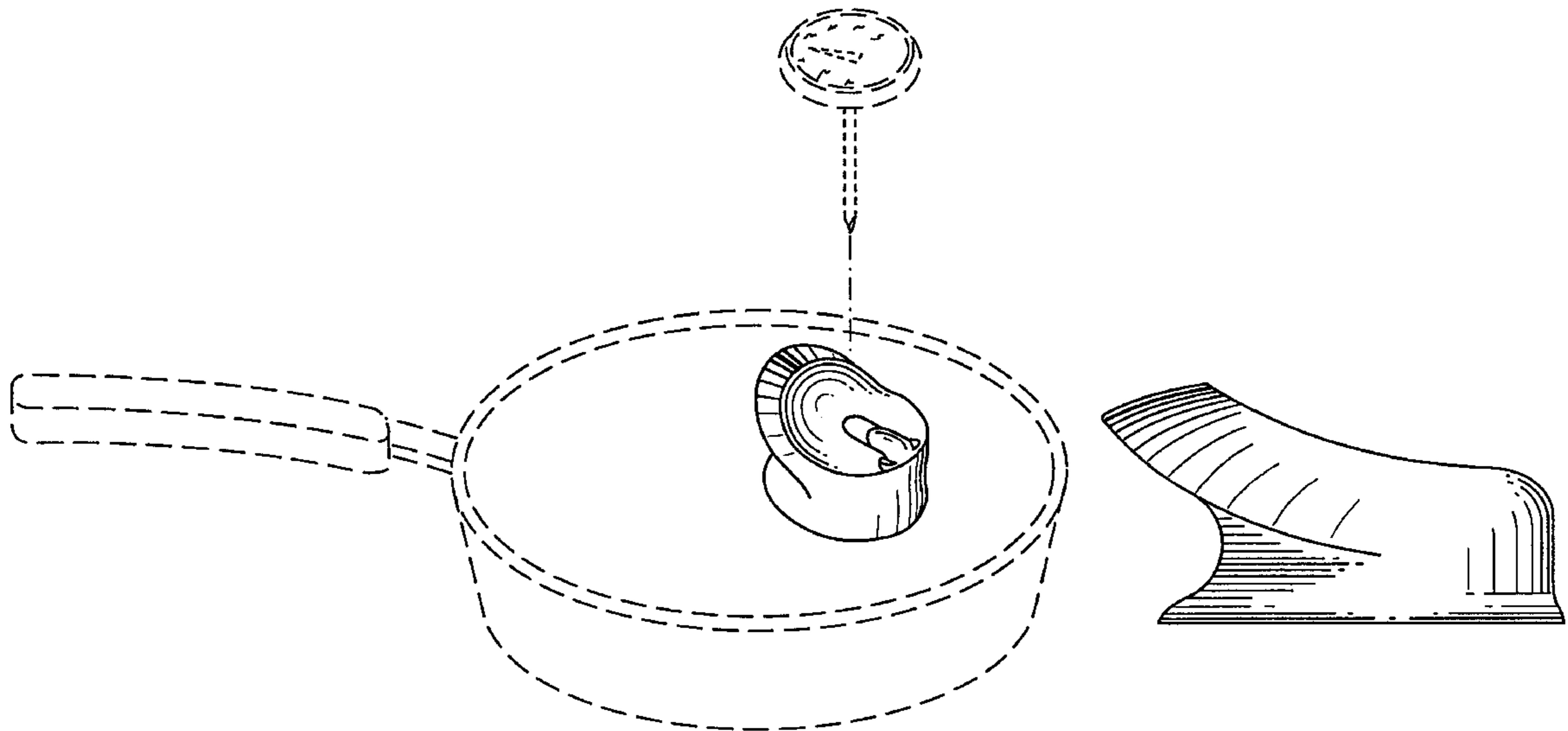
The ornamental design which is claimed is shown in solid lines in the drawings.

\* cited by examiner

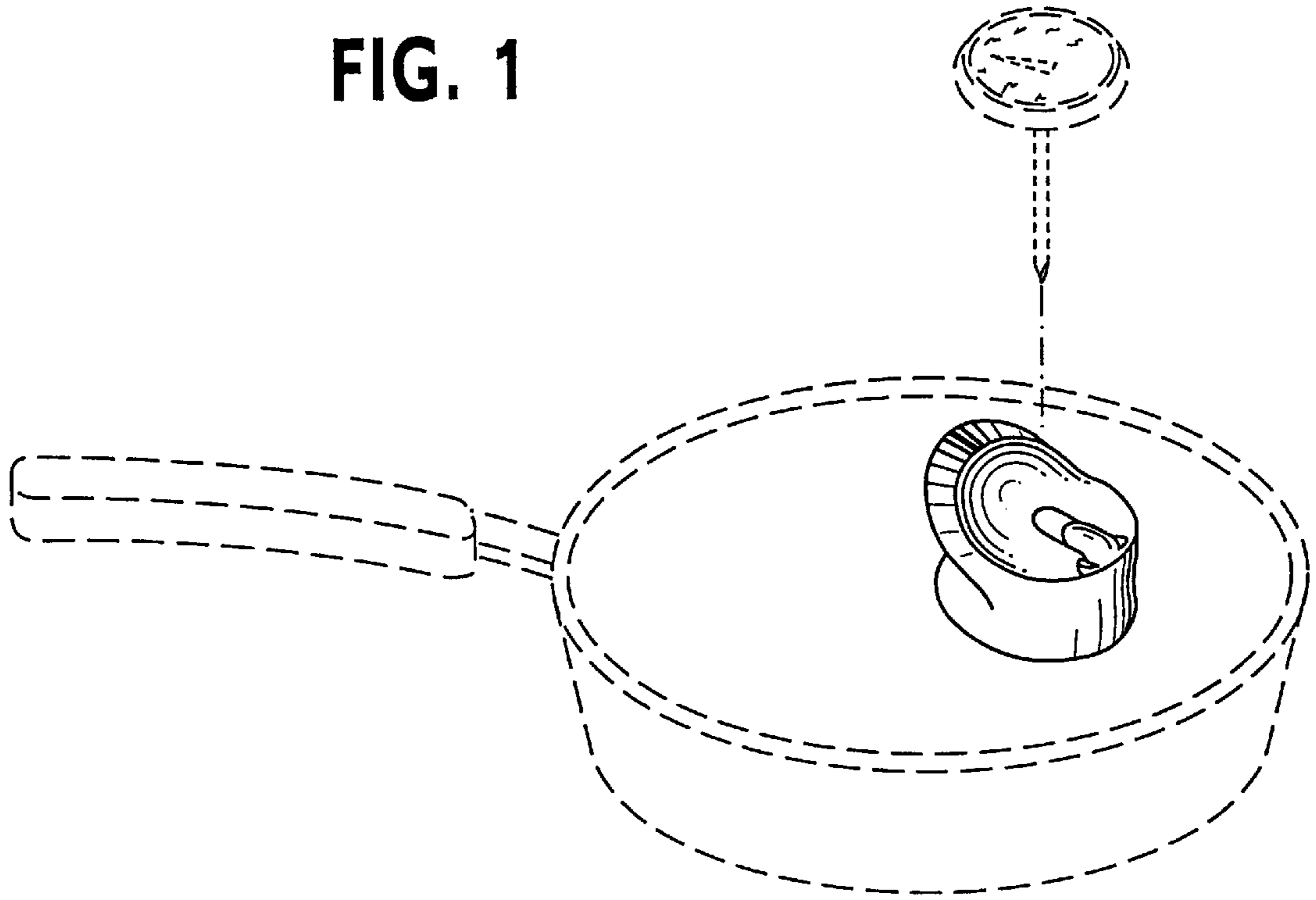
The broken lines in the drawings show environmental structure.

*Primary Examiner*—Caron D. Veynar

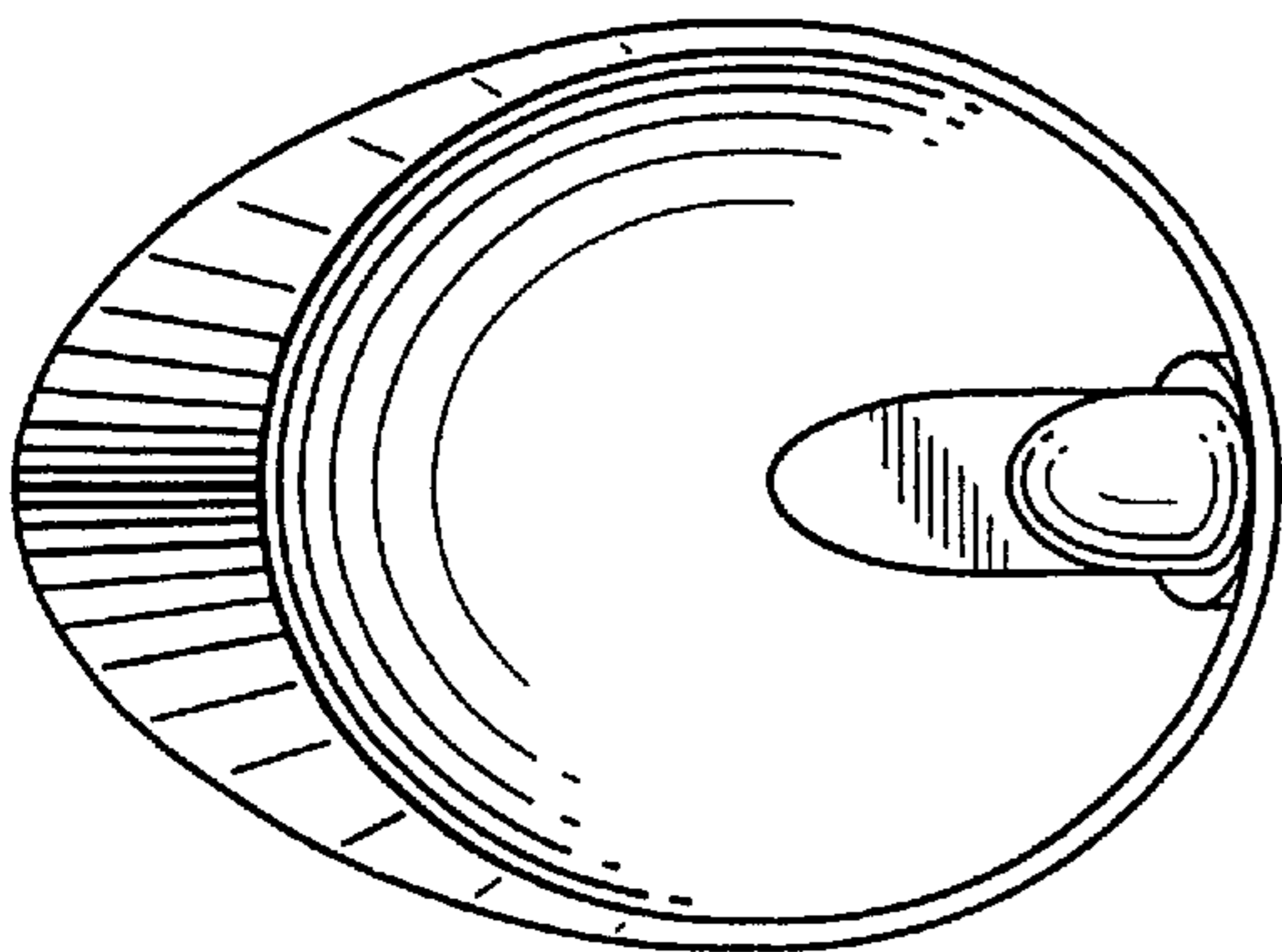
**1 Claim, 2 Drawing Sheets**



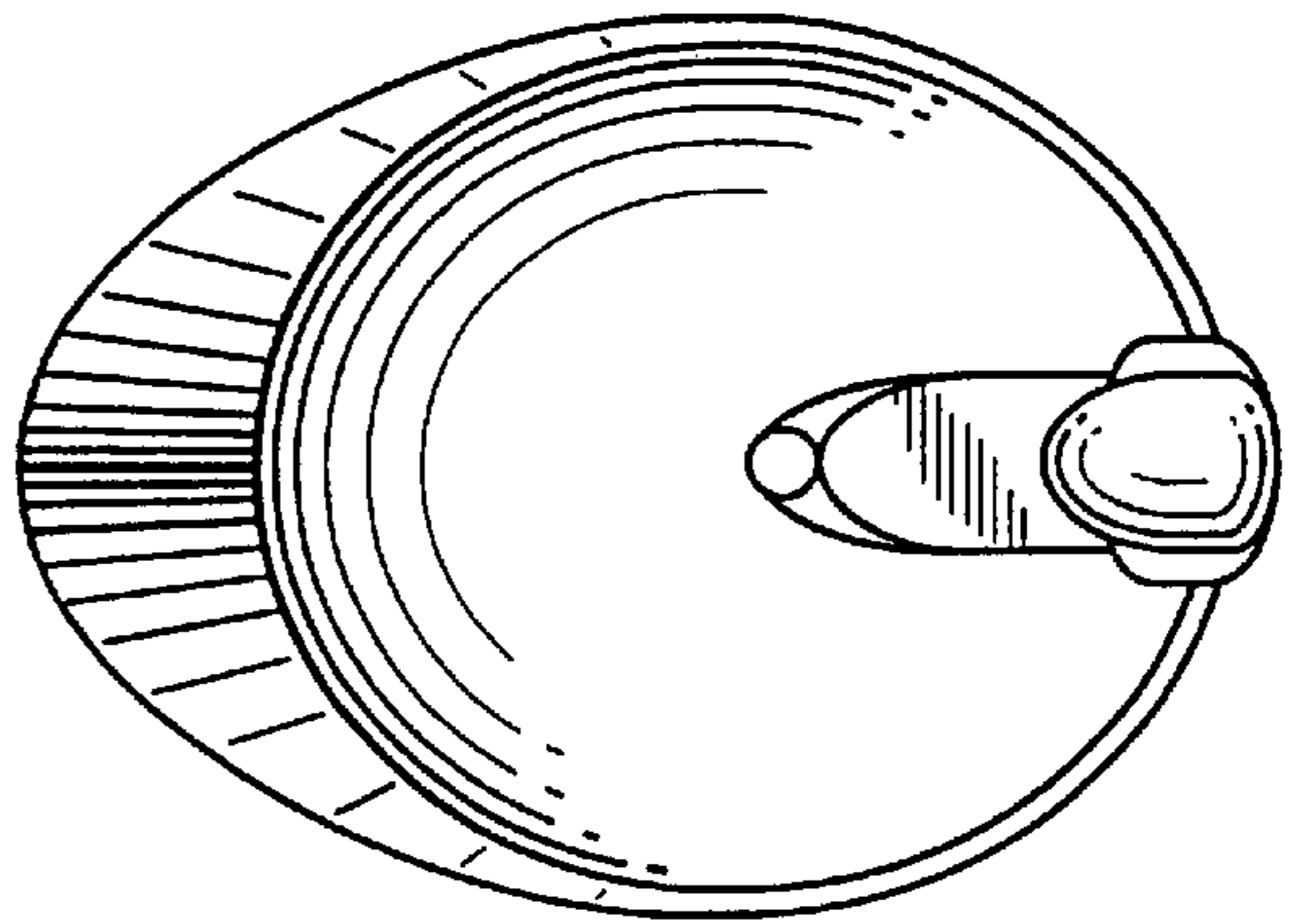
**FIG. 1**




**FIG. 2**




**FIG. 3**



**FIG. 4**



**FIG. 5**



**FIG. 6**

