



US00D446076S

(12) **United States Design Patent**  
**Jeter et al.**

(10) **Patent No.:** **US D446,076 S**

(45) **Date of Patent:** **\*\* Aug. 7, 2001**

(54) **FOOD PAN LID WITH AN ELASTOMERIC SEAL**

4,700,842 \* 10/1987 Grusin ..... D7/629 X

\* cited by examiner

(75) Inventors: **Ruane S. Jeter**, Los Angeles; **Charles W. Jarvis**, Irvine, both of CA (US)

*Primary Examiner*—Terry A. Wallace

(74) *Attorney, Agent, or Firm*—George F. Bethel

(73) Assignee: **Cambro Manufacturing Company**,  
Huntington Beach, CA (US)

(57) **CLAIM**

(\*\*) Term: **14 Years**

We claim the ornamental design for a food pan lid with an elastomeric seal, as shown and described.

(21) Appl. No.: **29/129,302**

**DESCRIPTION**

(22) Filed: **Sep. 11, 2000**

FIG. 1 shows a perspective view of our new design for a food pan lid with an elastomeric seal.

(51) **LOC (7) Cl.** ..... **07-01**

FIG. 2 shows a top plan view thereof.

(52) **U.S. Cl.** ..... **D7/392.1**

FIG. 3 shows an end elevation view looking at either end of FIG. 1.

(58) **Field of Search** ..... D7/392.1, 391,  
D7/392, 538–542, 629, 612–615; D9/414,  
424, 435, 443, 454; 220/780–806

FIG. 4 shows a side elevation view looking from either side of FIG. 1; and,

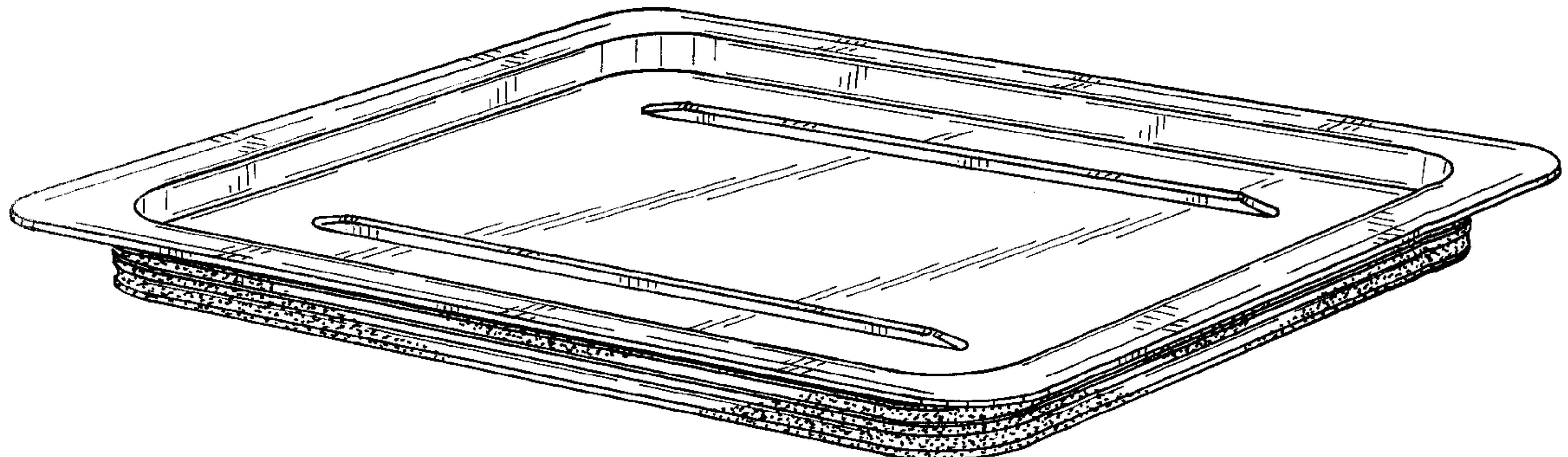
(56) **References Cited**

FIG. 5 shows a bottom plan view of our food pan lid with an elastomeric seal.

**U.S. PATENT DOCUMENTS**

D. 375,654 \* 11/1996 Ferris ..... D7/392.1

**1 Claim, 3 Drawing Sheets**



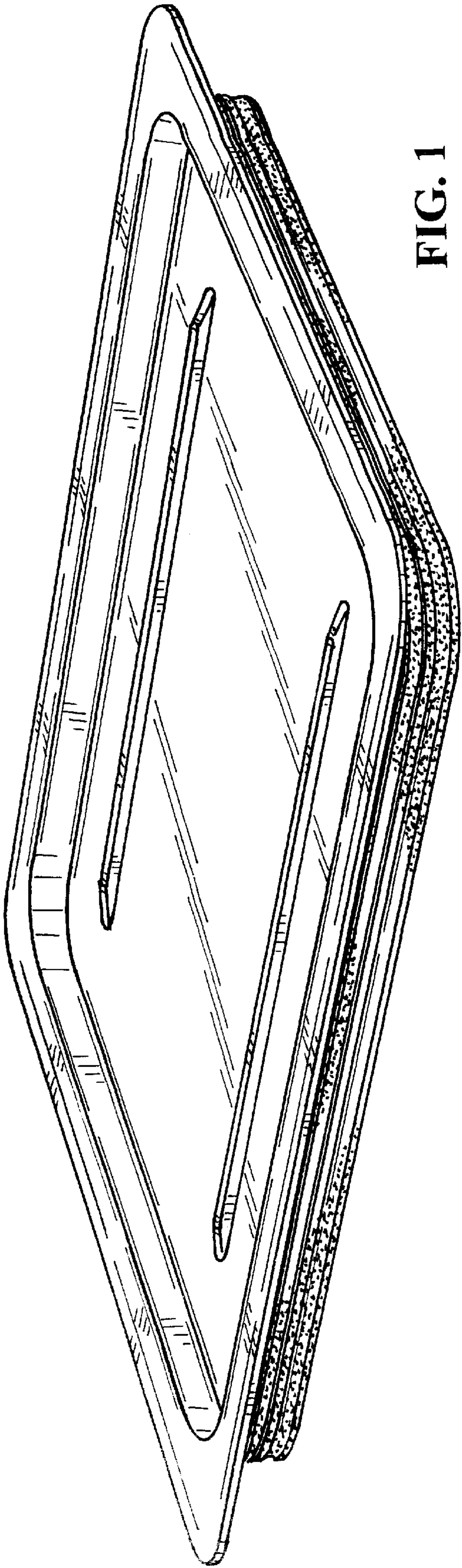


FIG. 1




FIG. 3




FIG. 4

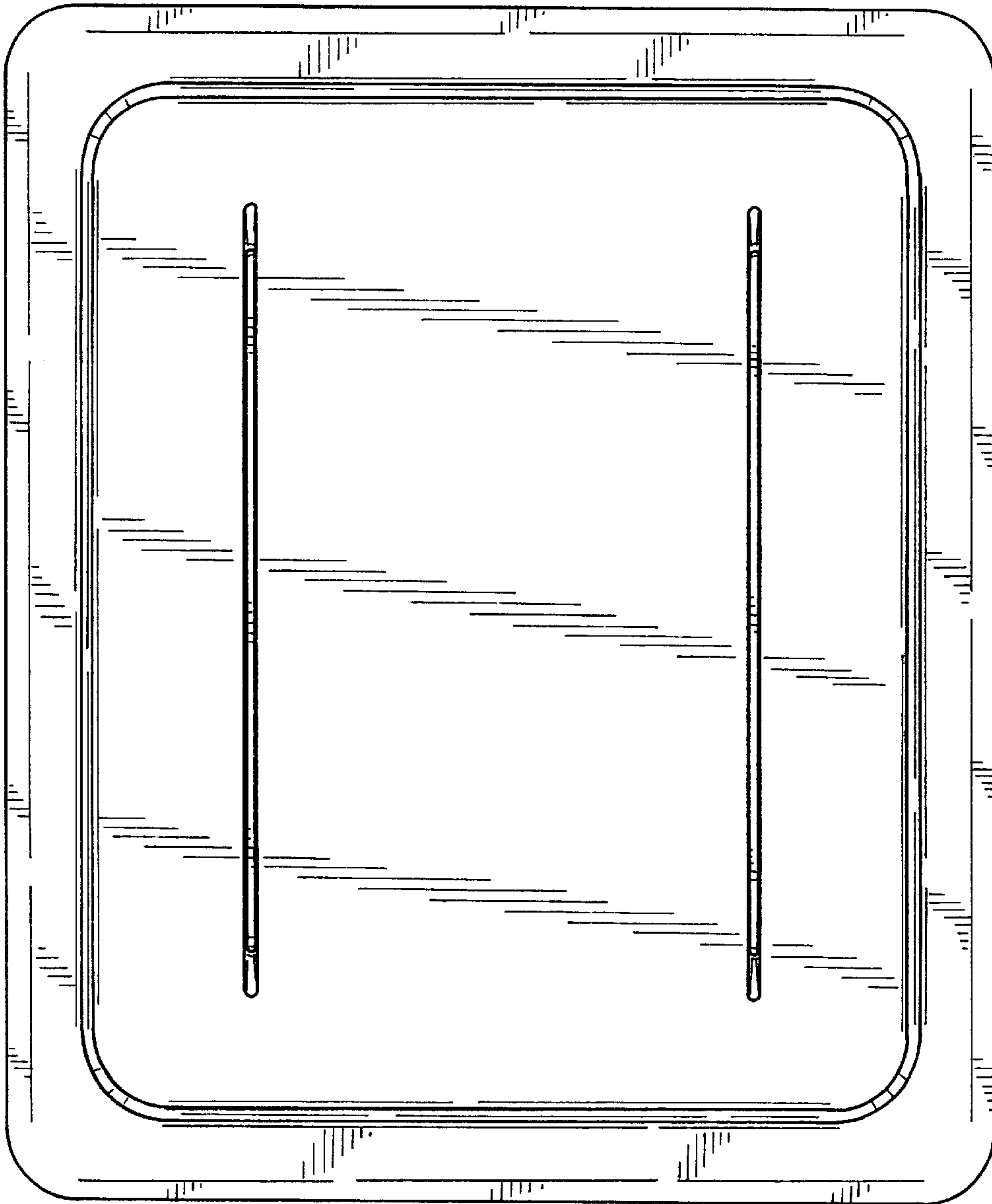


FIG. 2

FIG. 5

