



US00D446067S

(12) **United States Design Patent**
Kauzlarich et al.

(10) **Patent No.:** **US D446,067 S**

(45) **Date of Patent:** **** Aug. 7, 2001**

(54) **MANUAL SOAP DISPENSER**

(75) Inventors: **John Kauzlarich**, Darien; **Brian Phillips**, Crest Hill; **A. J. Voth**, St. Charles, all of IL (US)

(73) Assignee: **Steiner Company, Inc.**, Chicago, IL (US)

(**) Term: **14 Years**

(21) Appl. No.: **29/132,115**

(22) Filed: **Nov. 3, 2000**

(51) **LOC (7) Cl.** **23-02**

(52) **U.S. Cl.** **D6/545**

(58) **Field of Search** D6/542-545; 222/173, 222/180, 181.1, 181.3; 221/282-283

(56) **References Cited**

U.S. PATENT DOCUMENTS

D. 285,271	*	8/1986	Bunschoten et al.	D6/545
D. 338,585	*	8/1993	Bell et al.	D6/545
D. 358,288	*	5/1995	Daansen	D6/545
D. 372,824	*	8/1996	Lin et al.	D6/545
D. 379,728	*	6/1997	Simon	D6/545
D. 387,597	*	12/1997	Kearnes	D6/545
D. 392,137	*	3/1998	Vignot	D6/545

D. 405,998	*	2/1999	Feigenbaum	D6/545
D. 418,344	*	1/2000	De Winter	D6/545
D. 426,094	*	6/2000	Carlson	D6/545

* cited by examiner

Primary Examiner—Brian N. Vinson

(74) *Attorney, Agent, or Firm*—Emrich & Dithmar

(57) **CLAIM**

The ornamental design for the manual soap dispenser, as shown and described.

DESCRIPTION

FIG. 1 is a perspective view of the manual soap dispenser embodying our new design;

FIG. 2 is a front view of the manual soap dispenser illustrated in FIG. 1;

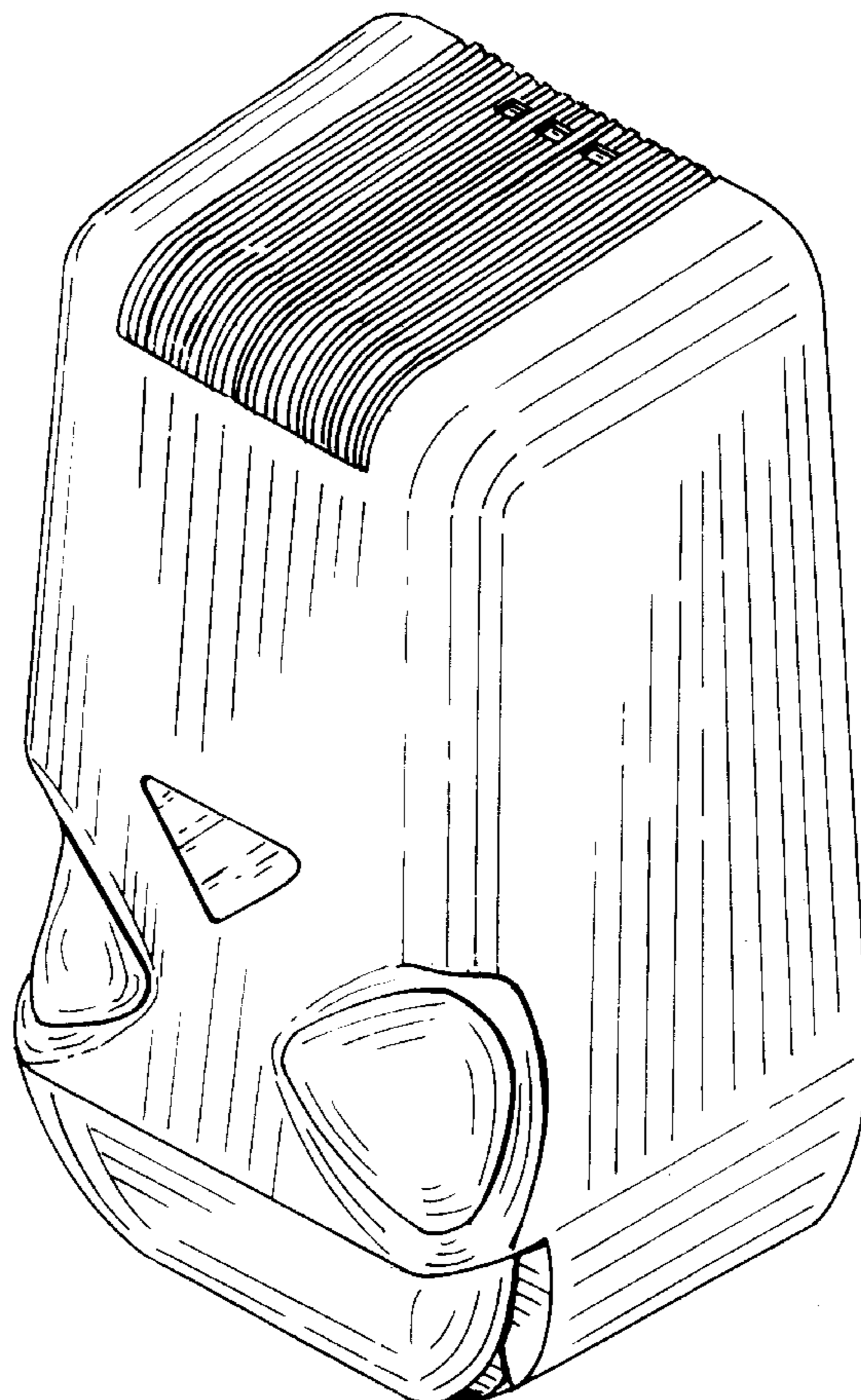
FIG. 3 is a top view of the manual soap dispenser illustrated in FIG. 1;

FIG. 4 is a side view of the manual soap dispenser illustrated in FIG. 1;

FIG. 5 is a rear view of the manual soap dispenser illustrated in FIG. 1; and,

FIG. 6 is a bottom view of the manual soap dispenser illustrated in FIG. 1.

1 Claim, 4 Drawing Sheets






FIG. 1

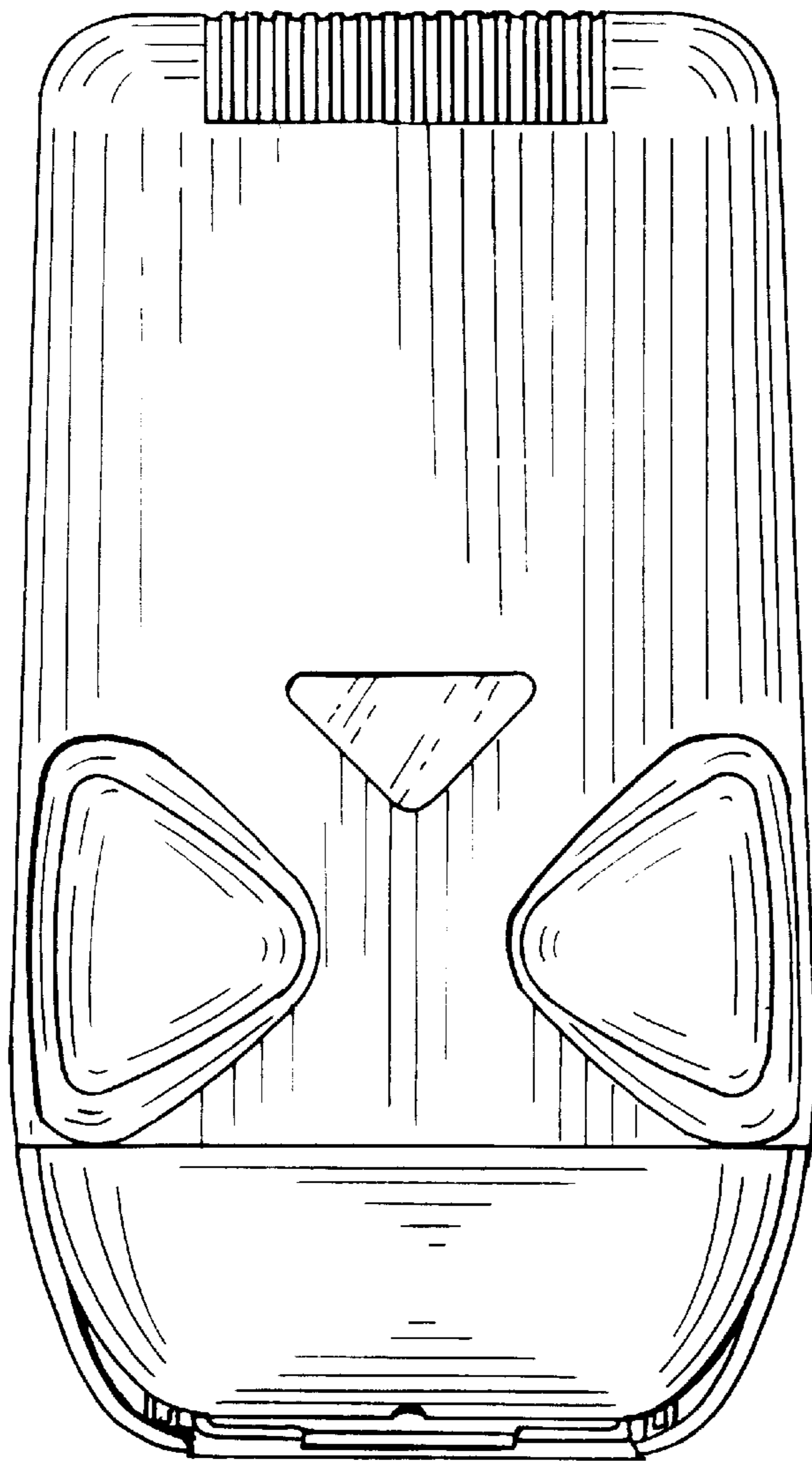


FIG. 2

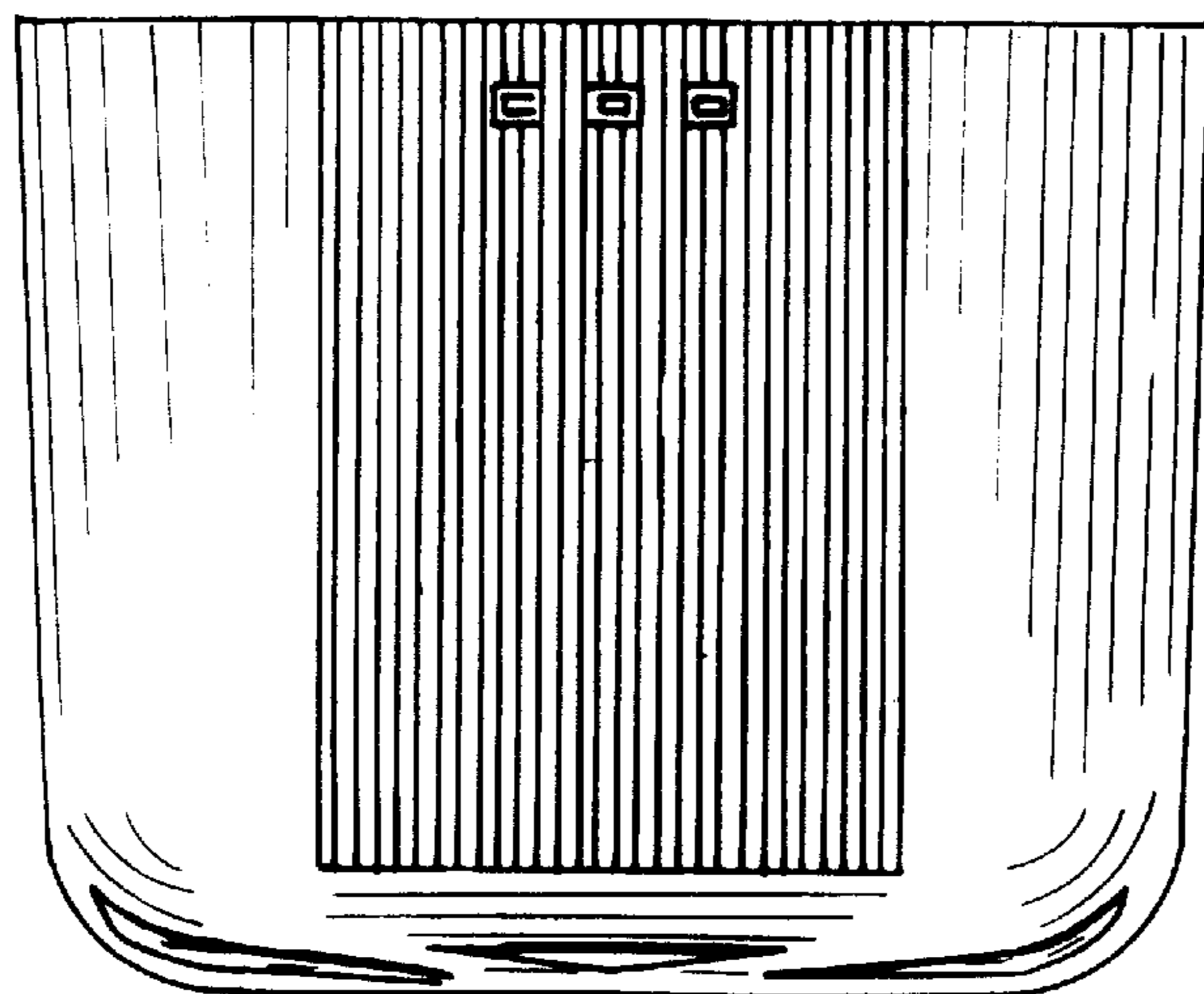


FIG. 3

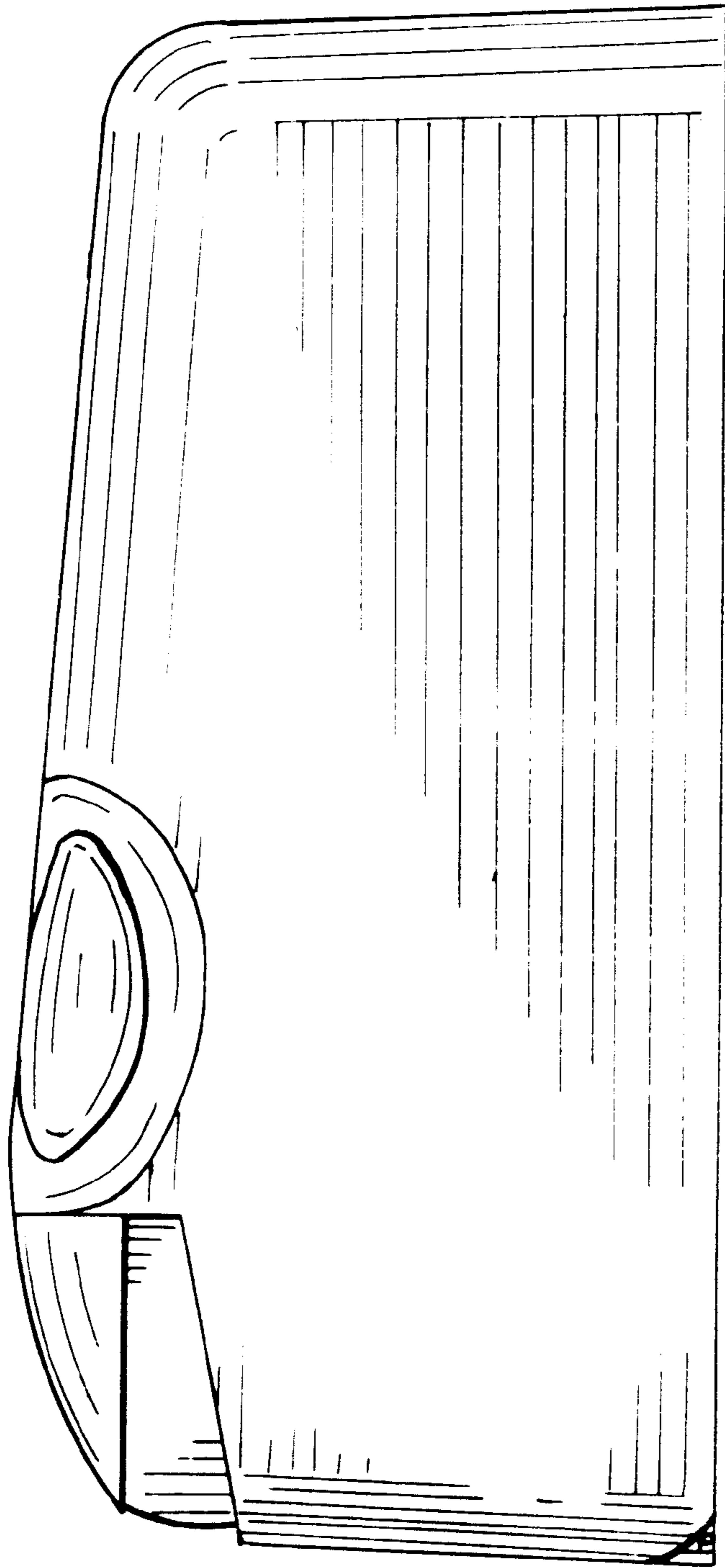


FIG. 4

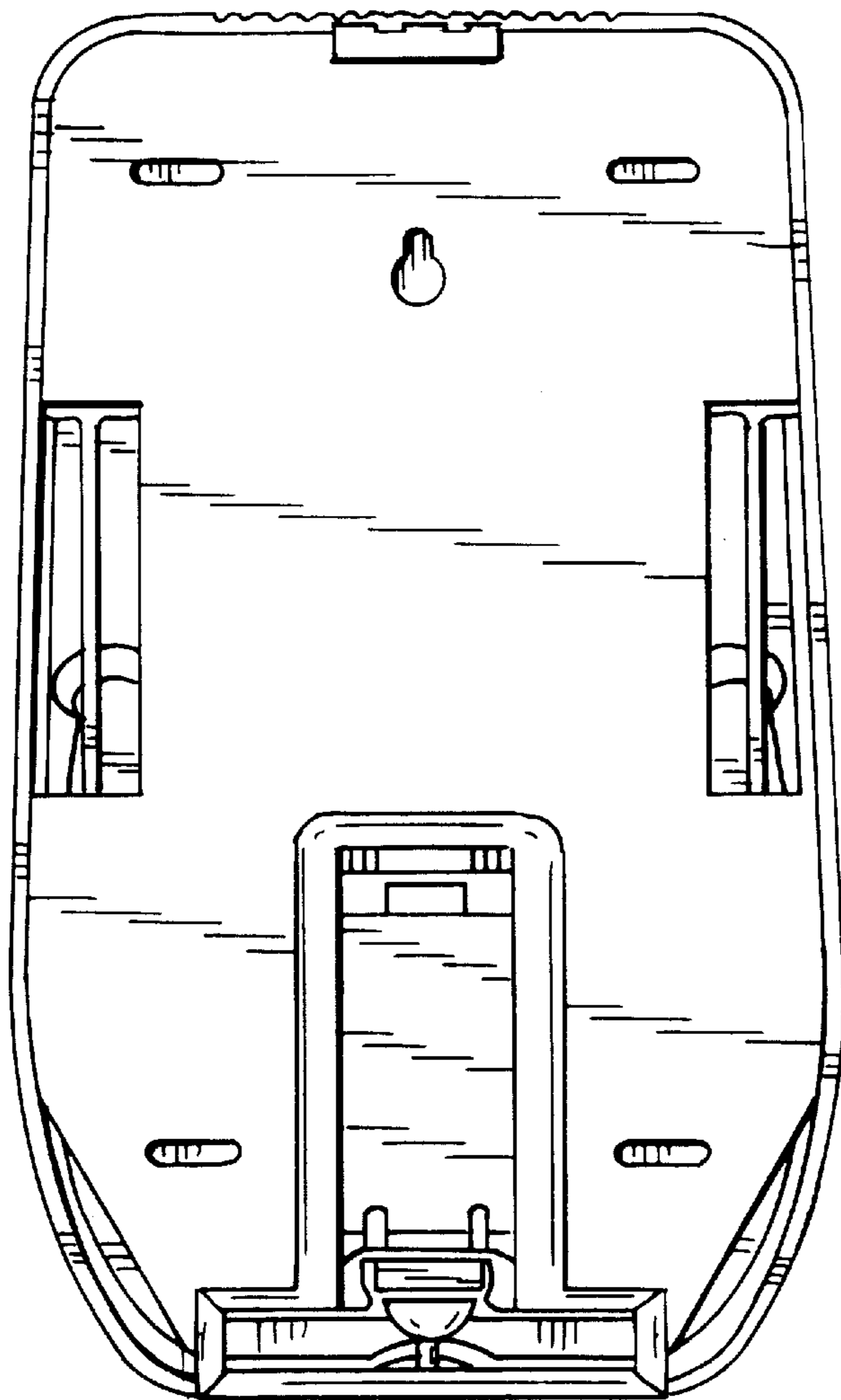


FIG. 5




FIG. 6