



US00D446051S

(12) **United States Design Patent**  
**Gasmi**

(10) **Patent No.:** **US D446,051 S**

(45) **Date of Patent:** **\*\* Aug. 7, 2001**

(54) **DISPLAY UNIT**

(76) **Inventor:** **Chafik Gasmi**, 34 rue Villiers de l'Isle Adam, 75020 Paris (FR)

(\*\*) **Term:** **14 Years**

(21) **Appl. No.:** **29/121,762**

(22) **Filed:** **Apr. 12, 2000**

(30) **Foreign Application Priority Data**

Oct. 12, 1999 (FR) ..... 99 6222

(51) **LOC (7) Cl.** ..... **20-02**

(52) **U.S. Cl.** ..... **D6/455**

(58) **Field of Search** ..... D6/455, 456, 396, D6/449, 473, 475, 476, 479, 480; 211/13.1, 41.11, 41.12, 55, 194, 87.01; 248/127, 214, 284.1; 168/4, 59, 93

(56) **References Cited**

**U.S. PATENT DOCUMENTS**

D. 262,274 \* 12/1981 Lahr ..... D6/455

D. 398,462 \* 9/1998 Baluk et al. .... D6/476  
3,884,357 \* 5/1975 Bloch ..... 211/163  
4,744,473 \* 5/1988 Hardy ..... 211/194  
5,101,988 \* 4/1992 Meyer ..... 211/194  
5,226,548 \* 7/1993 Koeppel ..... 211/163  
5,853,092 \* 12/1998 Goodman et al. .... 211/87.01

\* cited by examiner

*Primary Examiner*—Prabhakar Deshmukh  
(74) *Attorney, Agent, or Firm*—Morgan & Finnegan, L.L.P.; Mark J. Abate, Esq.

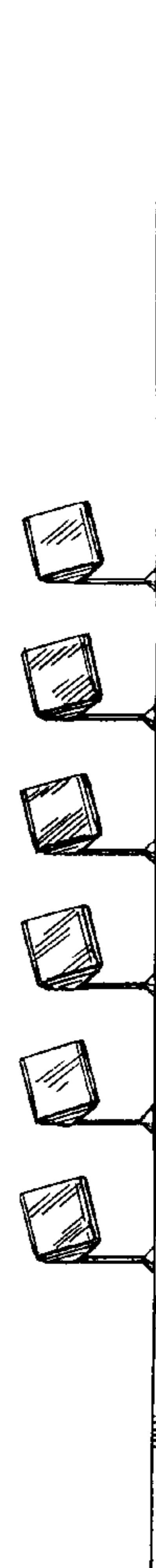

(57) **CLAIM**

The ornamental design for a display unit, as shown and described.

**DESCRIPTION**

FIG. 1 is a front view of a design for the display unit; FIG. 2 is a side view thereof; FIG. 3 is a top view thereof; and, FIG. 4 is a bottom view thereof. FIGS. 3 and 4 are drawn in an enlarged scale.

**1 Claim, 2 Drawing Sheets**






FIG. 1

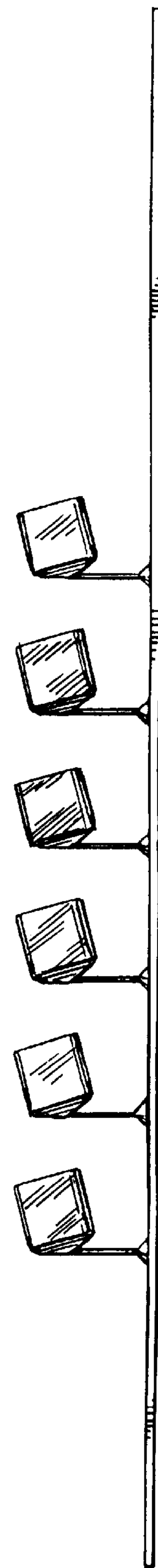


FIG. 2

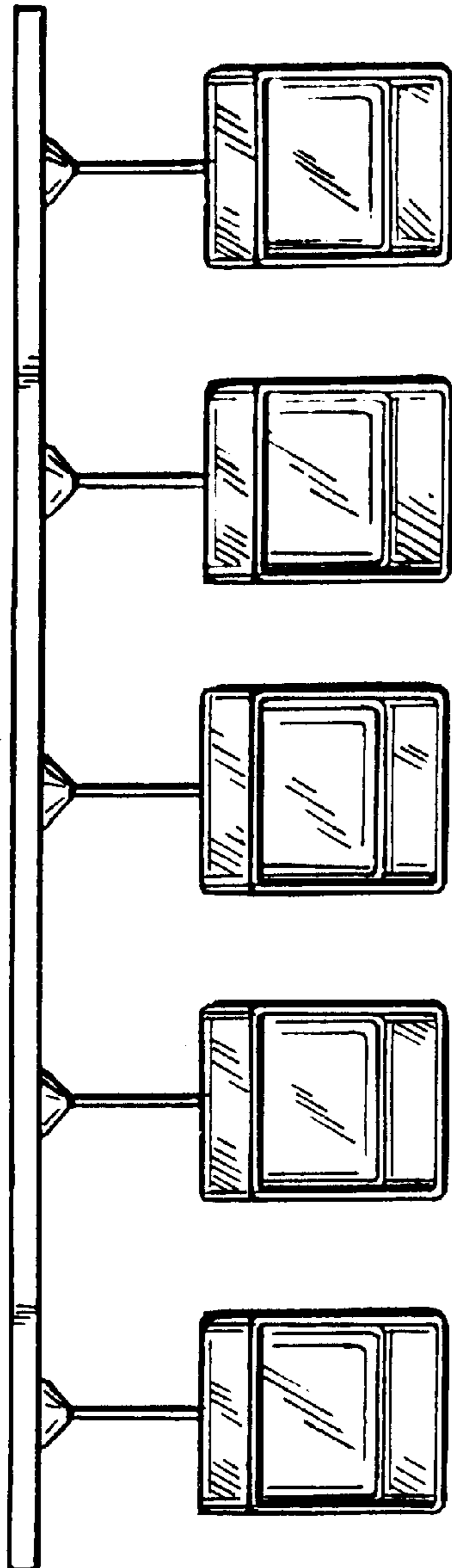


FIG. 3

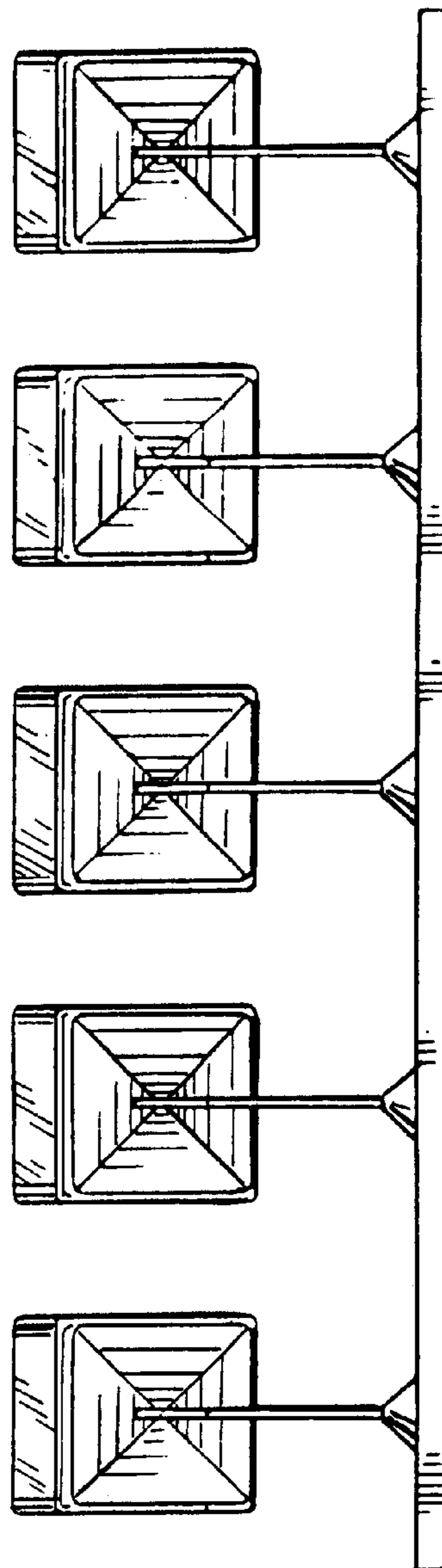


FIG. 4