



US00D446017S

(12) **United States Design Patent**
Koefeldt

(10) **Patent No.:** **US D446,017 S**

(45) **Date of Patent:** **** Aug. 7, 2001**

(54) **STORAGE CONTAINER**

(75) **Inventor:** **Gerald R. Koefeldt**, Hermosa Beach, CA (US)

(73) **Assignee:** **Rehrig Pacific Company**, Los Angeles, CA (US)

(**) **Term:** **14 Years**

(21) **Appl. No.:** **29/115,149**

(22) **Filed:** **Dec. 7, 1999**

(51) **LOC (7) Cl.** **03-01**

(52) **U.S. Cl.** **D3/307; D3/304**

(58) **Field of Search** D3/272, 273, 302, D3/315, 307; D9/420, 423, 424, 425; 220/326; 206/503, 508, 515, 518

(56) **References Cited**

U.S. PATENT DOCUMENTS

D. 312,573	*	12/1990	Poirier	D9/424
D. 319,016	*	8/1991	Kahl	D9/424
D. 326,815	*	6/1992	Meisner et al.	D9/424
D. 326,945	*	6/1992	Howitt	D9/424
D. 351,284	*	10/1994	Kruger	D3/304
D. 363,604	*	10/1995	Koenig et al.	D9/425
D. 382,112	*	8/1997	Egan	D3/273
D. 395,756	*	7/1998	Tanji	D3/304
D. 421,183	*	2/2000	Koskinen	D3/304
D. 429,565	*	8/2000	Aiken	D3/273
3,043,461		7/1962	Glassco	.	
3,405,858		10/1968	Collie	.	

3,583,623	6/1971	Golner et al.	.	
4,206,845	6/1980	Christian	.	
4,349,124	9/1982	Faller	.	
4,442,969	4/1984	Holden	.	
4,932,557	6/1990	Yeo	220/404
5,042,674	*	8/1991	Ramsay et al. 206/505
5,046,636	9/1991	Coskery	220/571
5,373,958	12/1994	Bokmiller	220/284
5,472,139	12/1995	Valdman et al.	229/407
5,531,352	7/1996	Kraft et al.	220/675
5,881,908	3/1999	Hays et al.	220/669
5,967,322	10/1999	Apps et al.	206/497
6,007,854	12/1999	Cadiente et al.	426/106
6,079,587	6/2000	Vogt	206/497

* cited by examiner

Primary Examiner—Philip S. Hyder

(74) *Attorney, Agent, or Firm*—Brooks & Kushman P.C.


(57) **CLAIM**

The ornamental design for a storage container, as shown and described.

DESCRIPTION

FIG. 1 is a bottom perspective view of a storage container showing my new design; FIG. 2 is a bottom plan view thereof; FIG. 3 is a left side elevational view thereof, the right side elevational view being a mirror image thereof; and, FIG. 4 is a front elevational view thereof, the rear elevational view being a mirror image thereof.

1 Claim, 4 Drawing Sheets






Fig. 1




Fig. 2

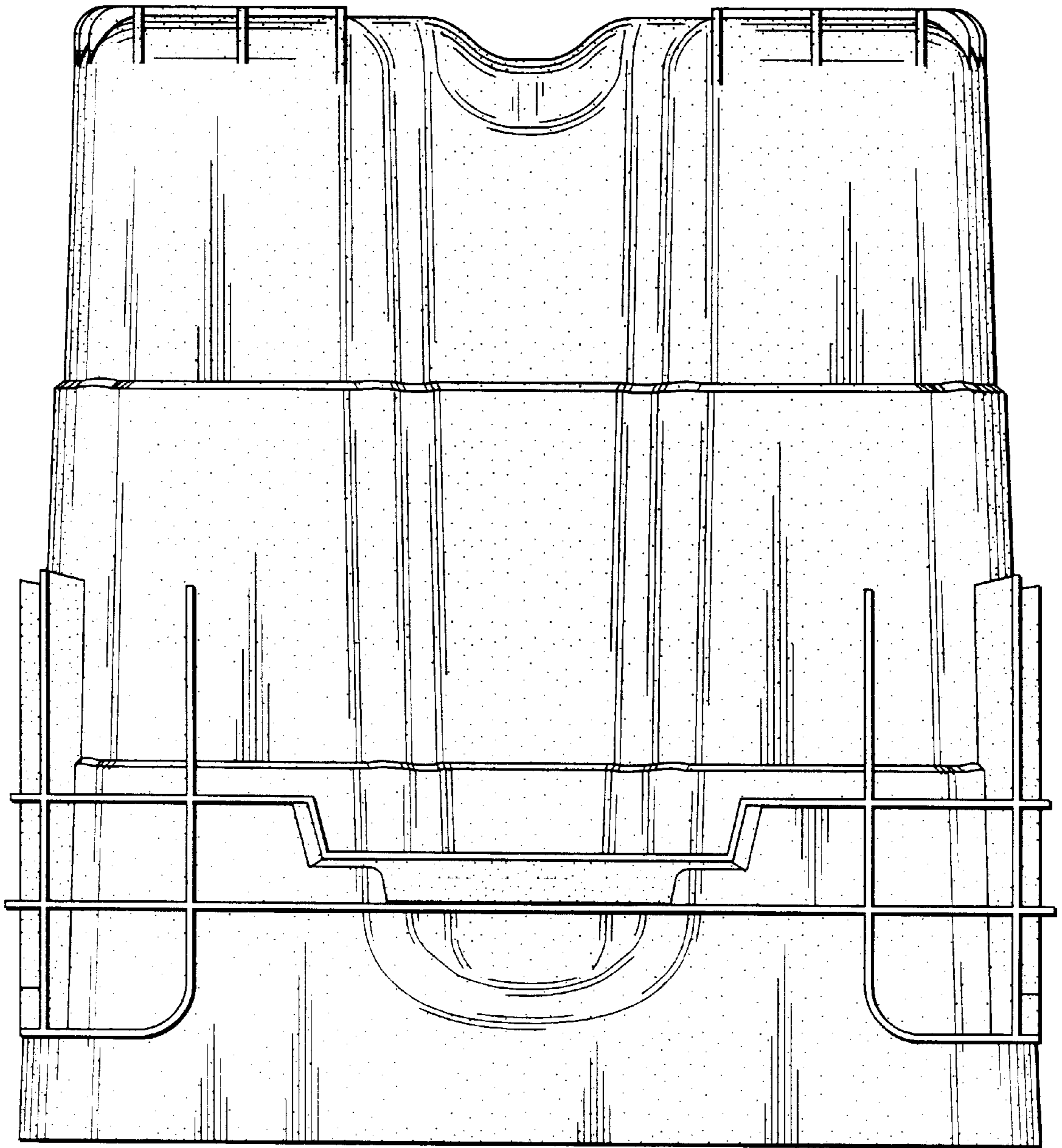


Fig. 3

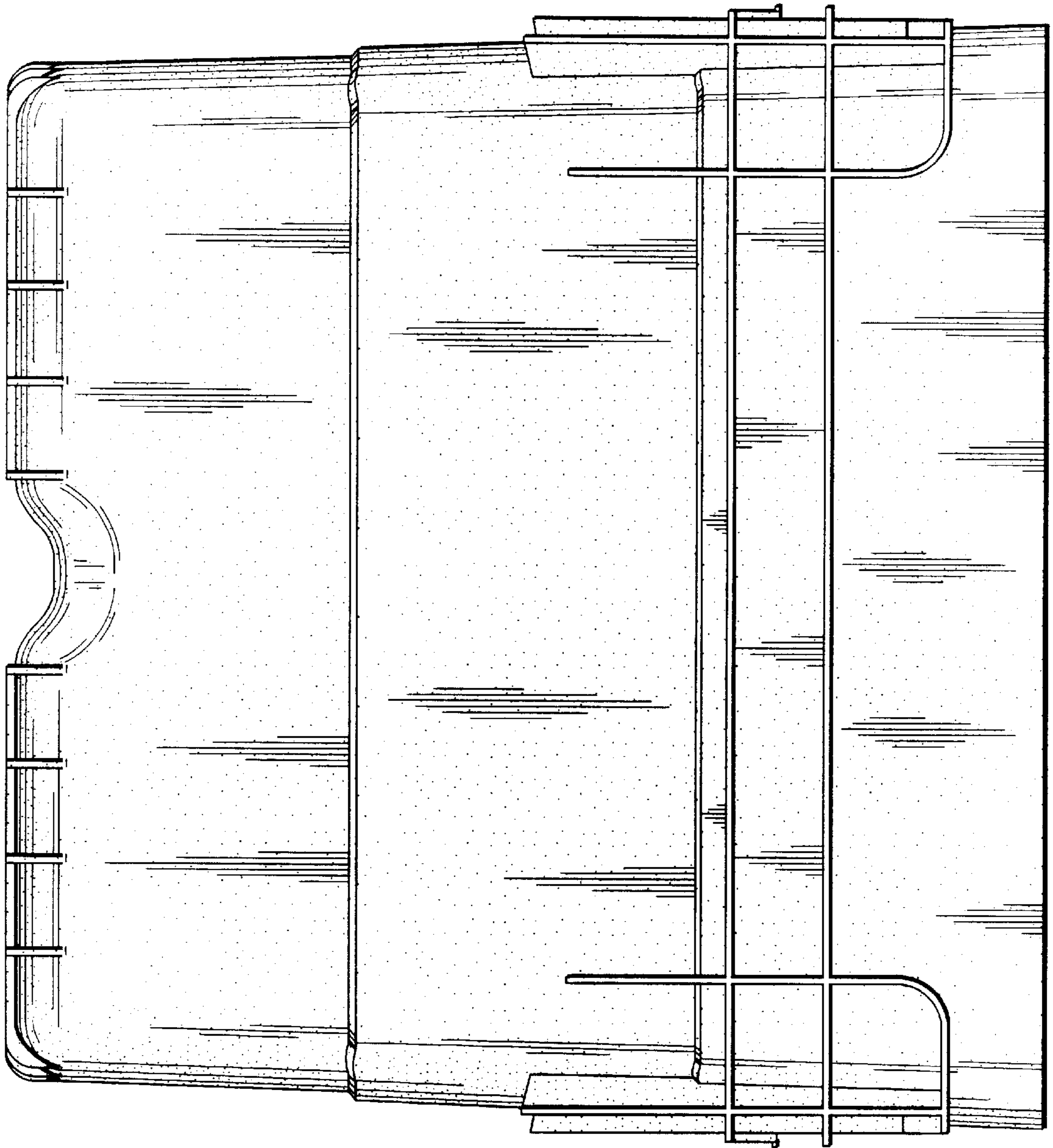


Fig. 4