



US00D446011S

(12) **United States Design Patent**
Ogilvie et al.

(10) **Patent No.:** **US D446,011 S**

(45) **Date of Patent:** **** Aug. 7, 2001**

(54) **STORAGE DEVICE FOR UNATTENDED,
PACKAGE PICK-UP AND DELIVERY**

D. 380,793 * 7/1997 Conwell D99/28
D. 385,673 * 10/1997 Siler et al. D99/28

(75) Inventors: **Timothy J. Ogilvie**, New York, NY
(US); **Mark Stein**, Arlington, VA (US)

* cited by examiner

Primary Examiner—Philip S. Hyder

(73) Assignee: **Brivo Systems, Inc.**, Arlington, VA
(US)

(74) *Attorney, Agent, or Firm*—Baker Botts, L.L.P.

(**) Term: **14 Years**

(57) **CLAIM**

The ornamental design for a storage device for unattended,
package pick-up and delivery, as shown and described.

(21) Appl. No.: **29/118,453**

DESCRIPTION

(22) Filed: **Feb. 7, 2000**

(51) **LOC (7) Cl.** **03-01**

(52) **U.S. Cl.** **D3/273; D99/28**

(58) **Field of Search** D3/272, 273, 294,
D3/295; D99/28; 232/1 A; D6/432, 448;
109/45, 46, 48, 49

FIG. 1 is a front view of a storage device, for unattended,
package pick-up and delivery according to the design;

FIG. 2 is a right rear, perspective view of the storage device
of FIG. 1;

FIG. 3 is a bottom view of the storage device of FIG. 1;

FIG. 4 is a left side, elevated view of the storage device of
FIG. 1;

FIG. 5 is a right front, side view of the storage device of FIG.
1;

FIG. 6 is a front view with an access door opened to reveal
the interior of the storage device of FIG. 1; and,


FIG. 7 is an enlarged view of a control panel of the storage
device of FIG. 1.

(56) **References Cited**

U.S. PATENT DOCUMENTS

- D. 272,292 * 1/1984 Campbell D99/28
- D. 302,491 * 8/1989 Brush, Jr. et al. D3/294
- D. 308,279 * 5/1990 Hill D99/28
- D. 335,378 * 5/1993 Mariol D99/28
- D. 364,320 * 11/1995 Sipe D3/294
- D. 375,608 * 11/1996 Berry D99/28

1 Claim, 7 Drawing Sheets






FIG. 1

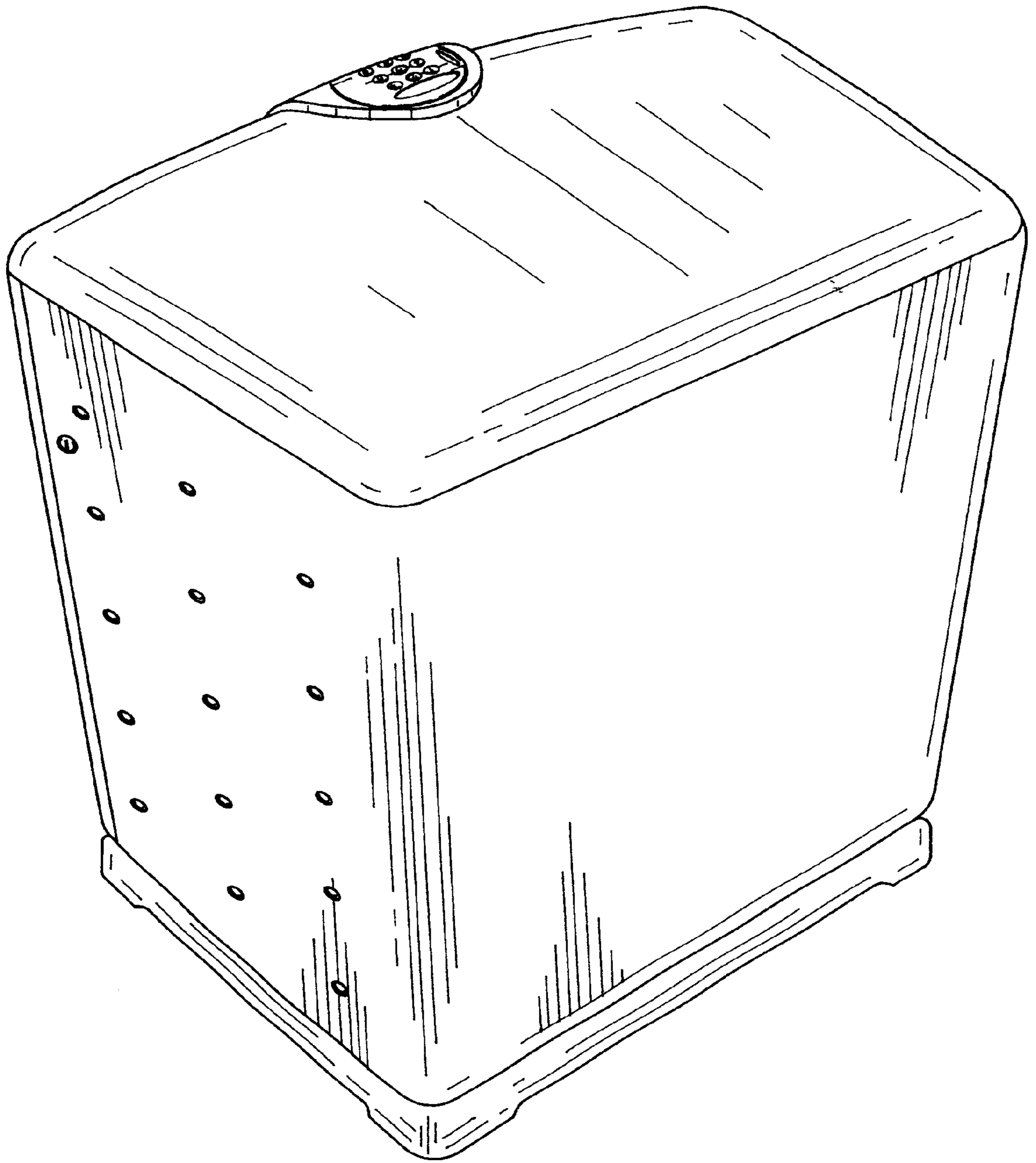


FIG. 2

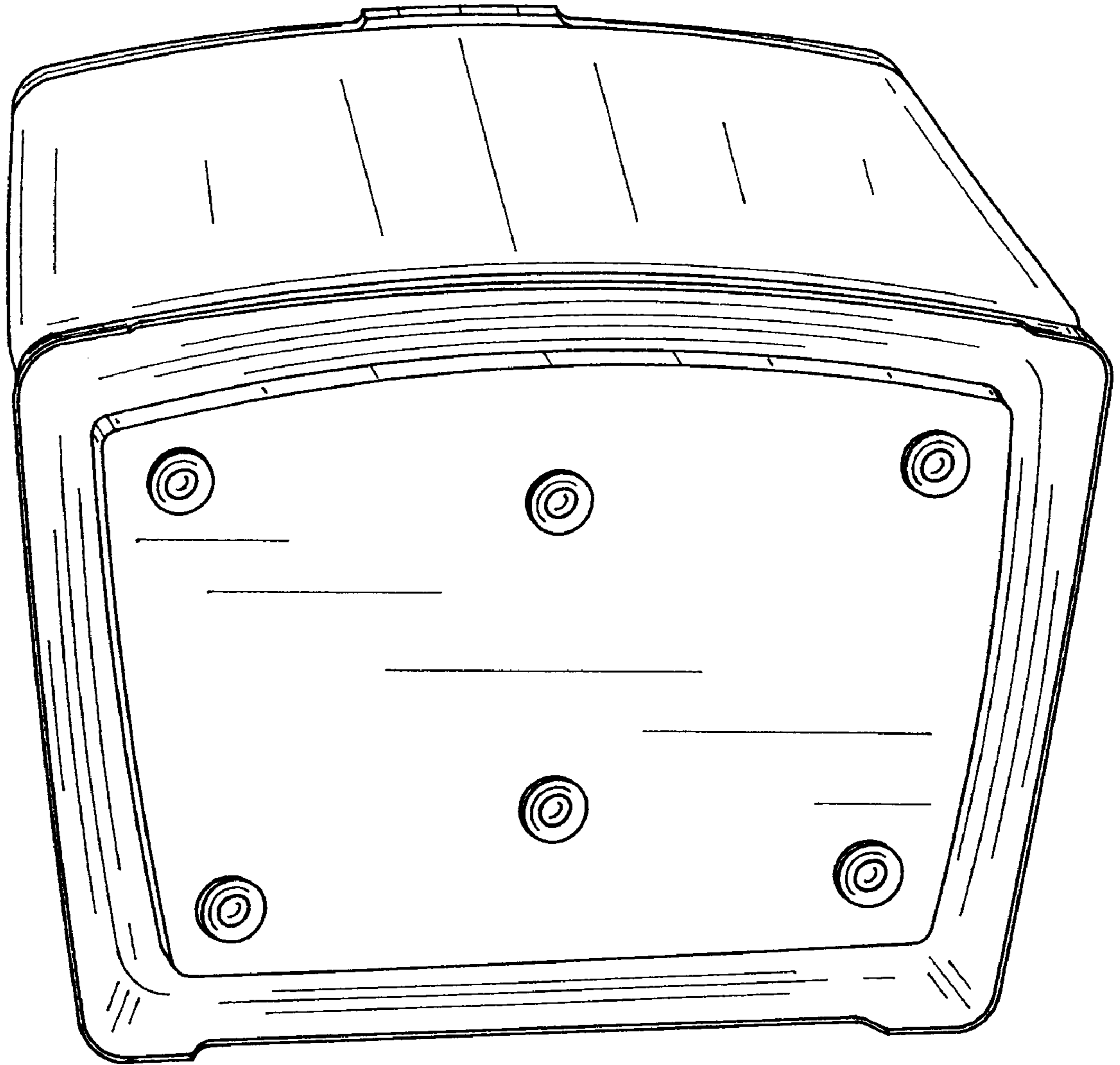


FIG. 3

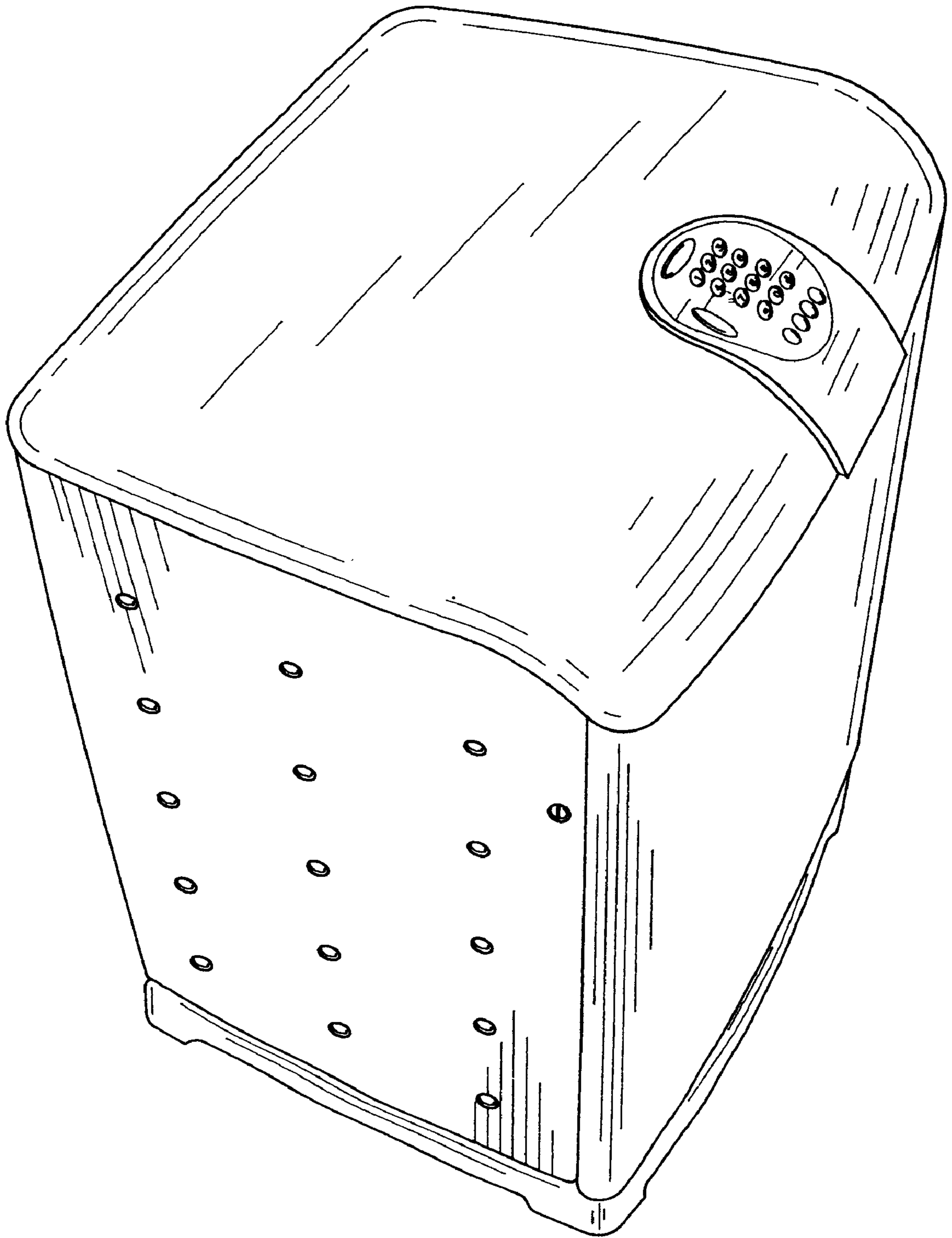


FIG. 4

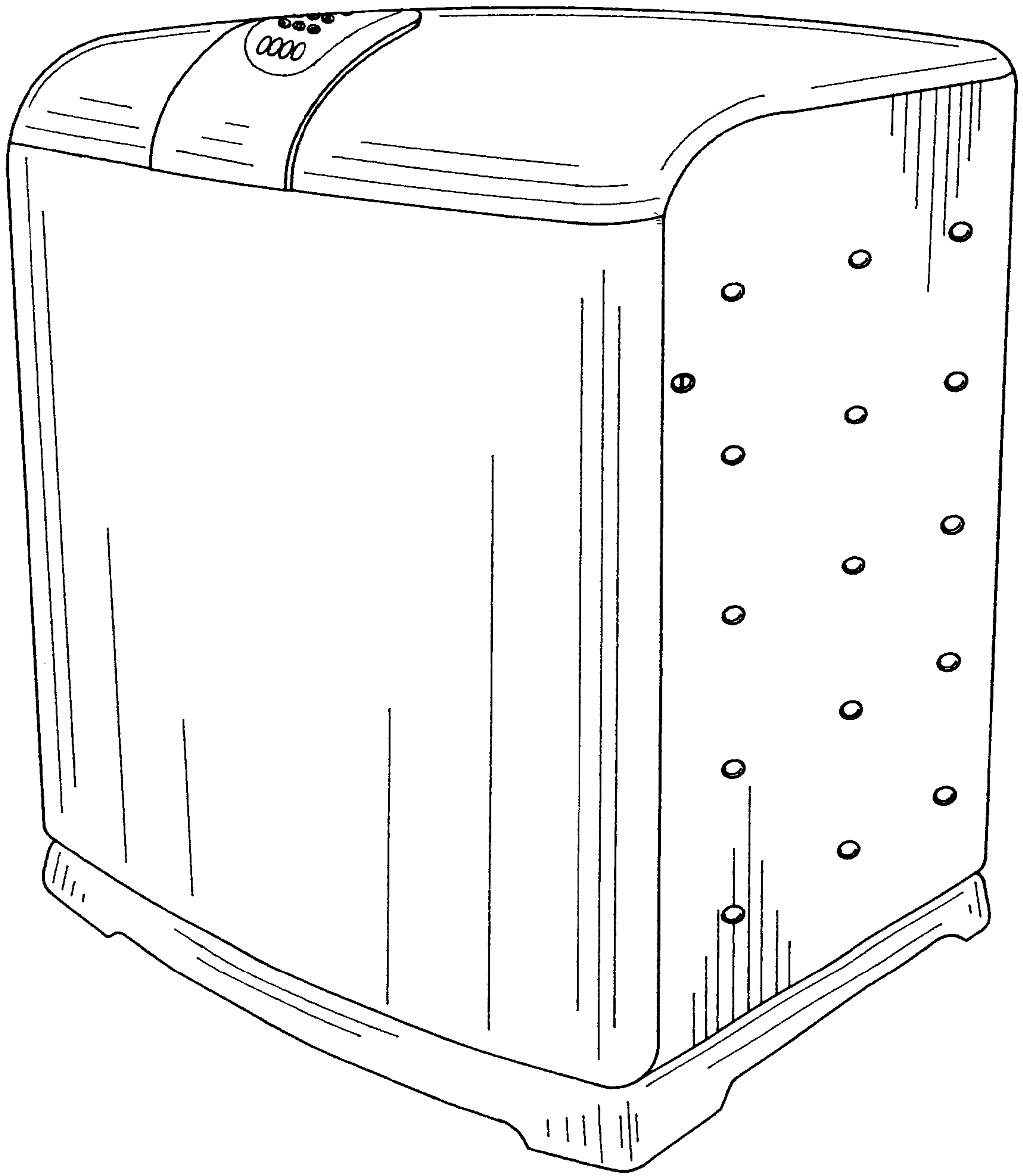


FIG. 5

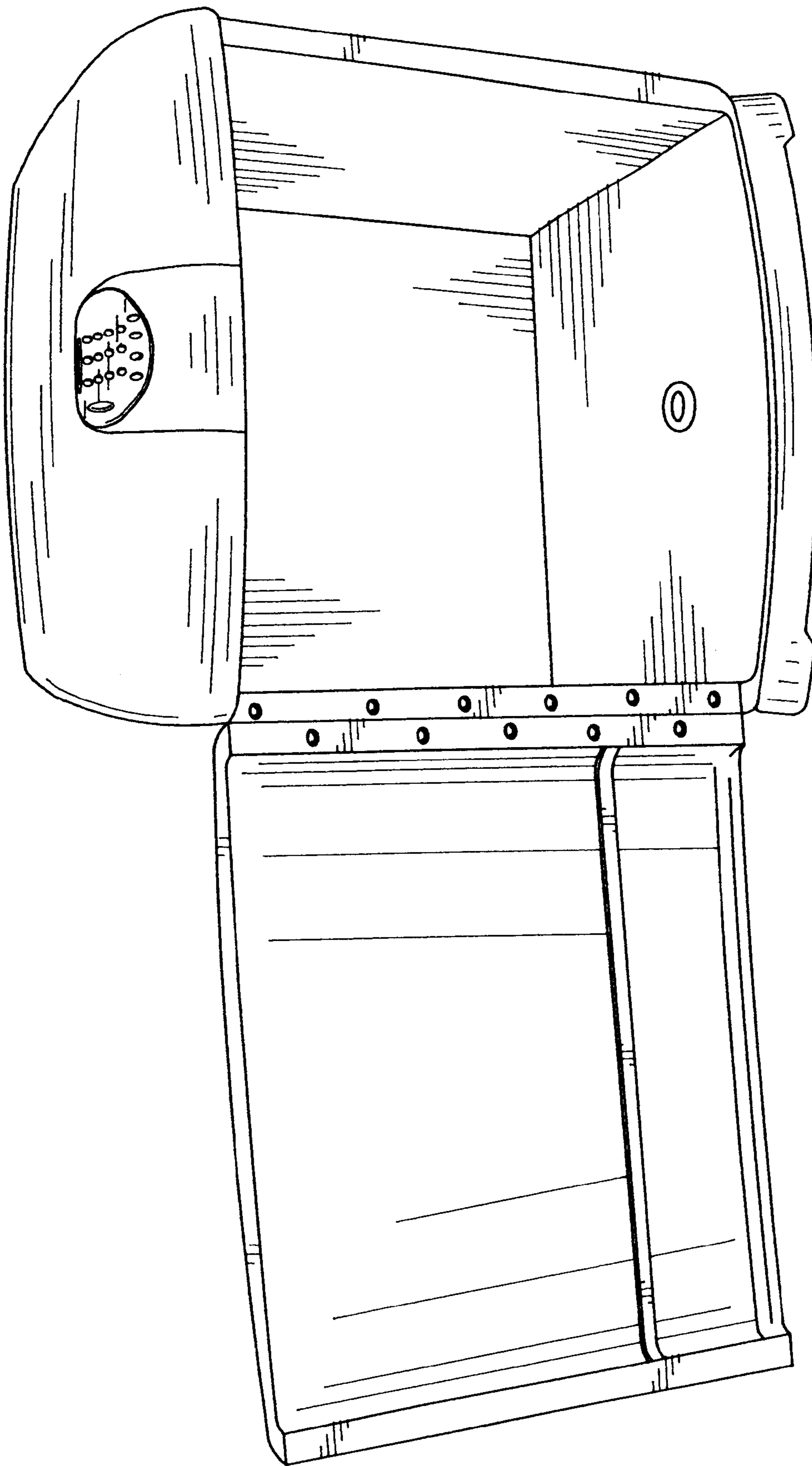


FIG. 6




FIG. 7