



US00D446008S

(12) **United States Design Patent**
Schulze

(10) **Patent No.:** **US D446,008 S**

(45) **Date of Patent:** **** Aug. 7, 2001**

(54) **TRAVEL BAG**

(76) **Inventor:** **Angela Schulze**, 1202 Stinsford Rd.,
Newark, DE (US) 19713

(**) **Term:** **14 Years**

(21) **Appl. No.:** **29/126,412**

(22) **Filed:** **Jul. 14, 2000**

(51) **LOC (7) Cl.** **03-01**

(52) **U.S. Cl.** **D3/216; D3/217**

(58) **Field of Search** **D3/216, 217; 224/148.2,**
224/156, 578, 579, 580, 584, 627, 628,
629, 231, 642, 643, 646, 647, 652, 653,
656, 657

(56) **References Cited**

U.S. PATENT DOCUMENTS

D. 284,332	*	6/1986	Lowe et al.	D3/268
D. 323,237	*	1/1992	Zoltie	D2/831
D. 387,198	*	12/1997	Lehmann et al.	D3/217
D. 390,352	*	2/1998	Lane	D3/216
D. 399,053	*	10/1998	Moraes	D3/216
D. 426,056	*	6/2000	Gaines et al.	D3/217
D. 432,298	*	10/2000	Markowitz	D3/217
D. 441,190	*	5/2001	Eskandry	D3/289
3,081,865		3/1963	Pugsley	206/4
4,466,659		8/1984	Carpentier et al.	297/191
4,925,070	*	5/1990	Tulgan	224/627
4,940,173	*	7/1990	Jacober	224/153
5,165,111	*	11/1992	Lieberman	2/94
5,209,386		5/1993	Allison	224/275
5,411,192		5/1995	Xiao	224/151

5,431,317	*	7/1995	Kliot	224/153
5,624,203		4/1997	Jackson et al.	404/6
5,649,658	*	7/1997	Hoffman et al.	224/576
5,706,992	*	1/1998	Moor	224/657
5,819,999	*	10/1998	Tennant	224/155
5,984,154	*	11/1999	Scicluna	224/153
5,988,465	*	11/1999	Vitale et al.	224/155
6,029,875	*	2/2000	Johnston	224/417
6,161,738	*	12/2000	Norris	224/153
6,216,926	*	4/2001	Pratt	224/153

* cited by examiner

Primary Examiner—Celia Murphy

(74) *Attorney, Agent, or Firm*—Goldstein Law Offices P.C.

(57) **CLAIM**

The ornamental design for a travel bag, as shown and described.

DESCRIPTION

FIG. 1 is a perspective view of a travel bag showing my new design;

FIG. 2 is a front elevational view of the travel bag.

FIG. 3 is a rear elevational view thereof.

FIG. 4 is a left side elevational view thereof.

FIG. 5 is a right side elevational view thereof.


FIG. 6 is a top plan view of the travel bag.

FIG. 7 is a bottom plan view thereof; and,

FIG. 8 is a perspective view of the travel bag in the open position.

The broken lines shown throughout the views are understood to represent stitching.

1 Claim, 5 Drawing Sheets






FIG. 1

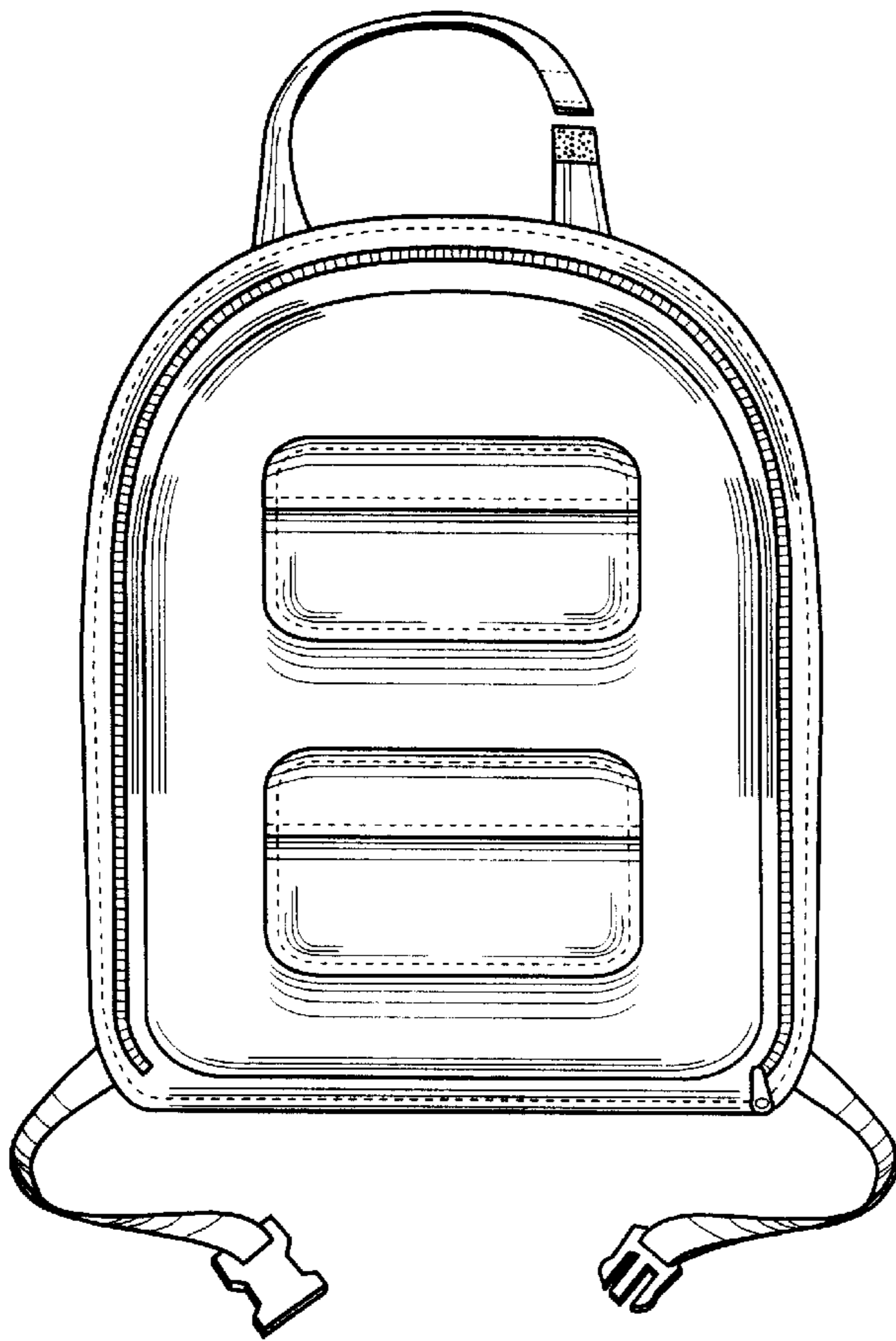


FIG. 2

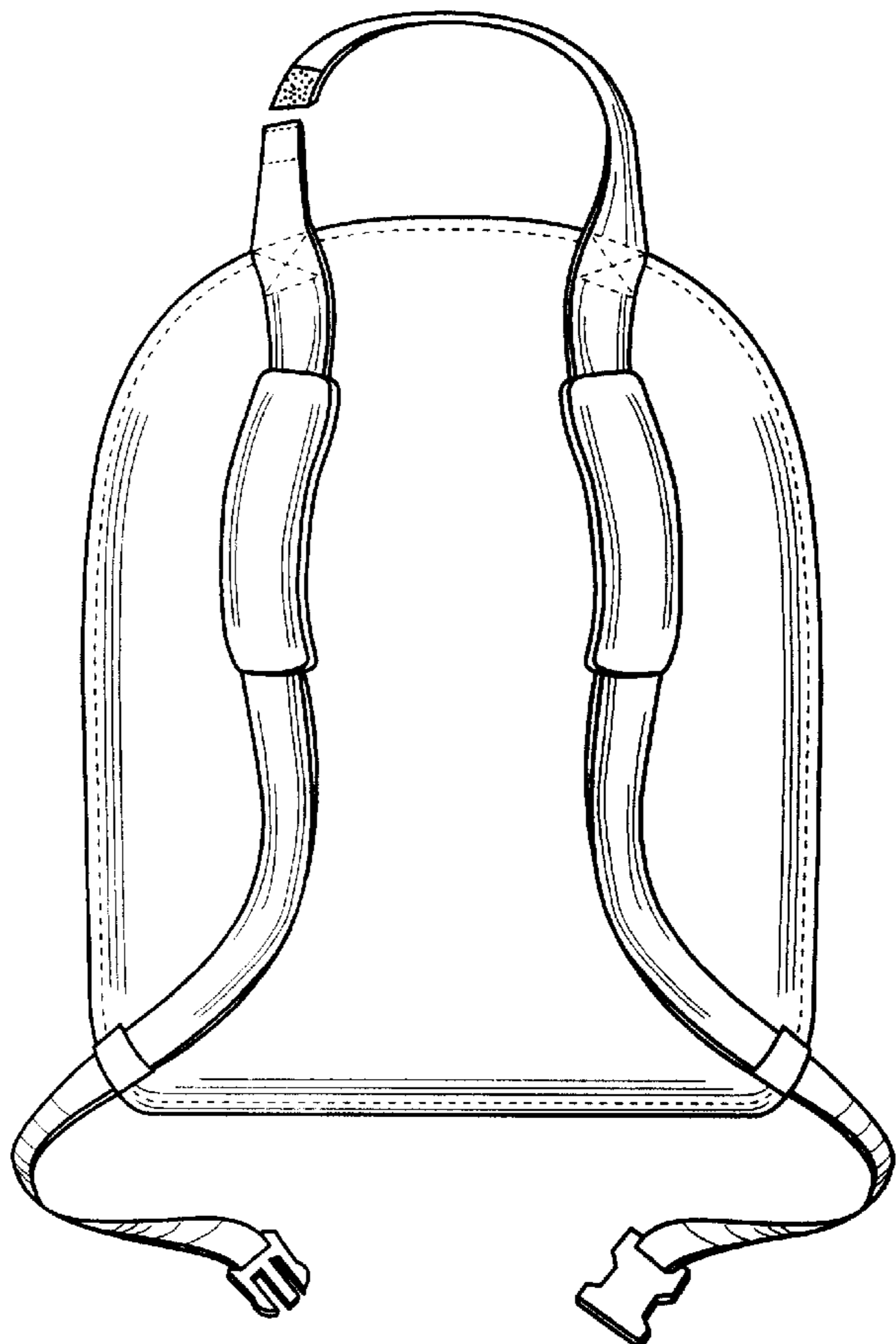


FIG. 3

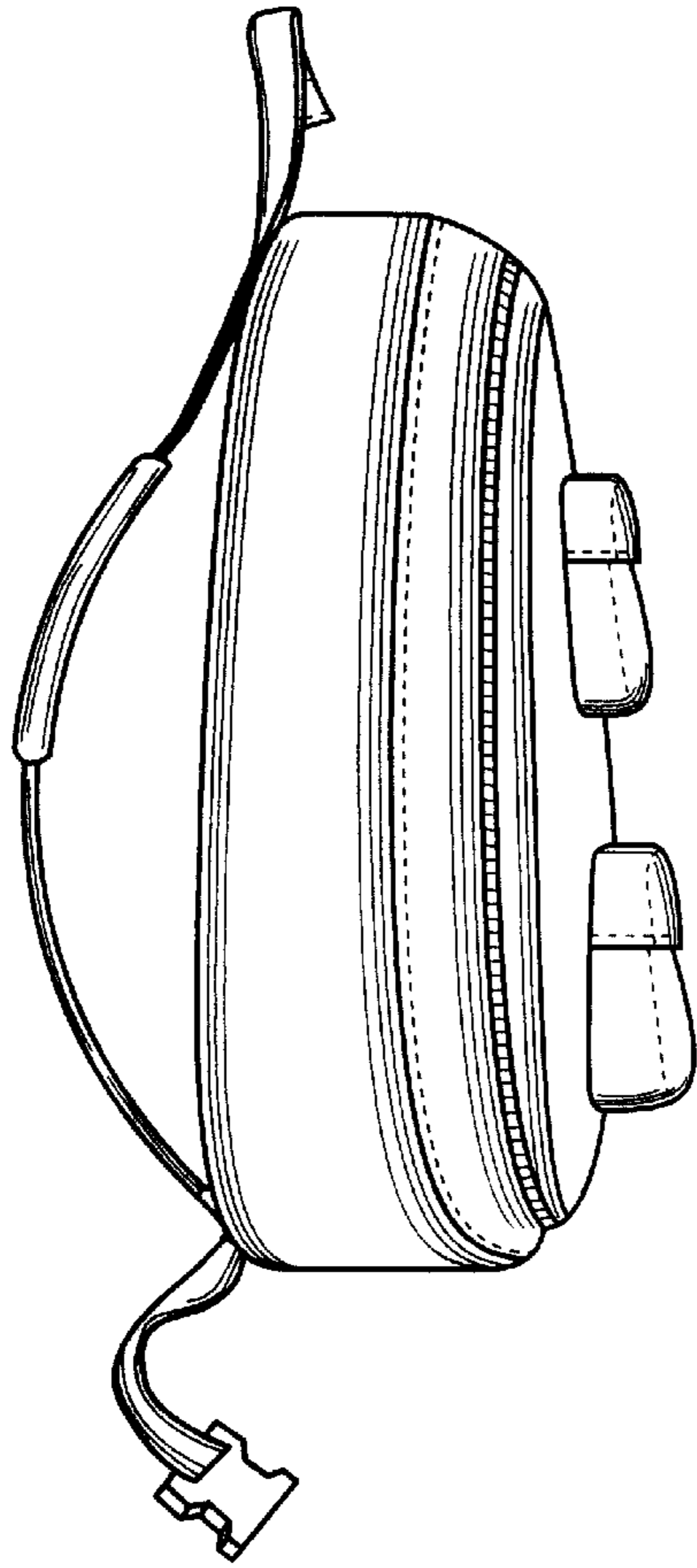


FIG. 4

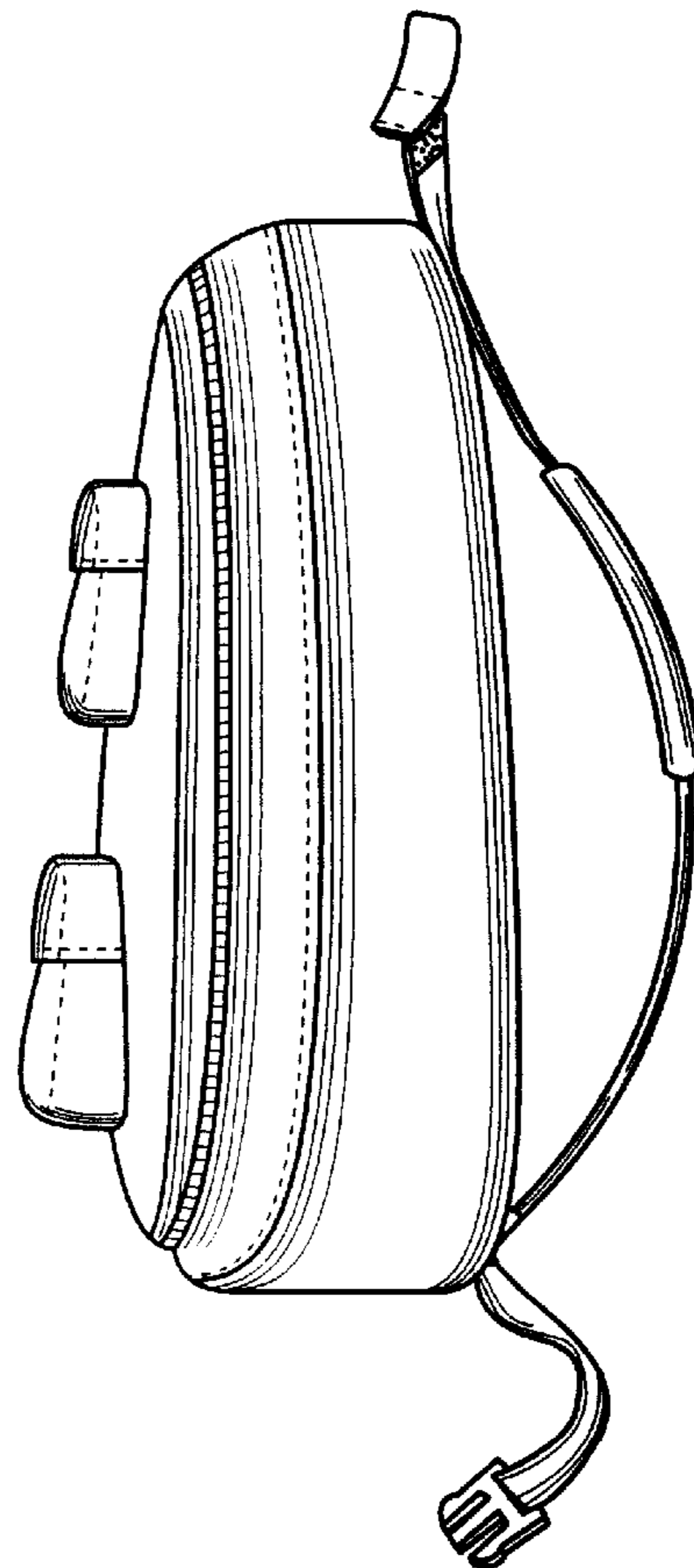


FIG. 5

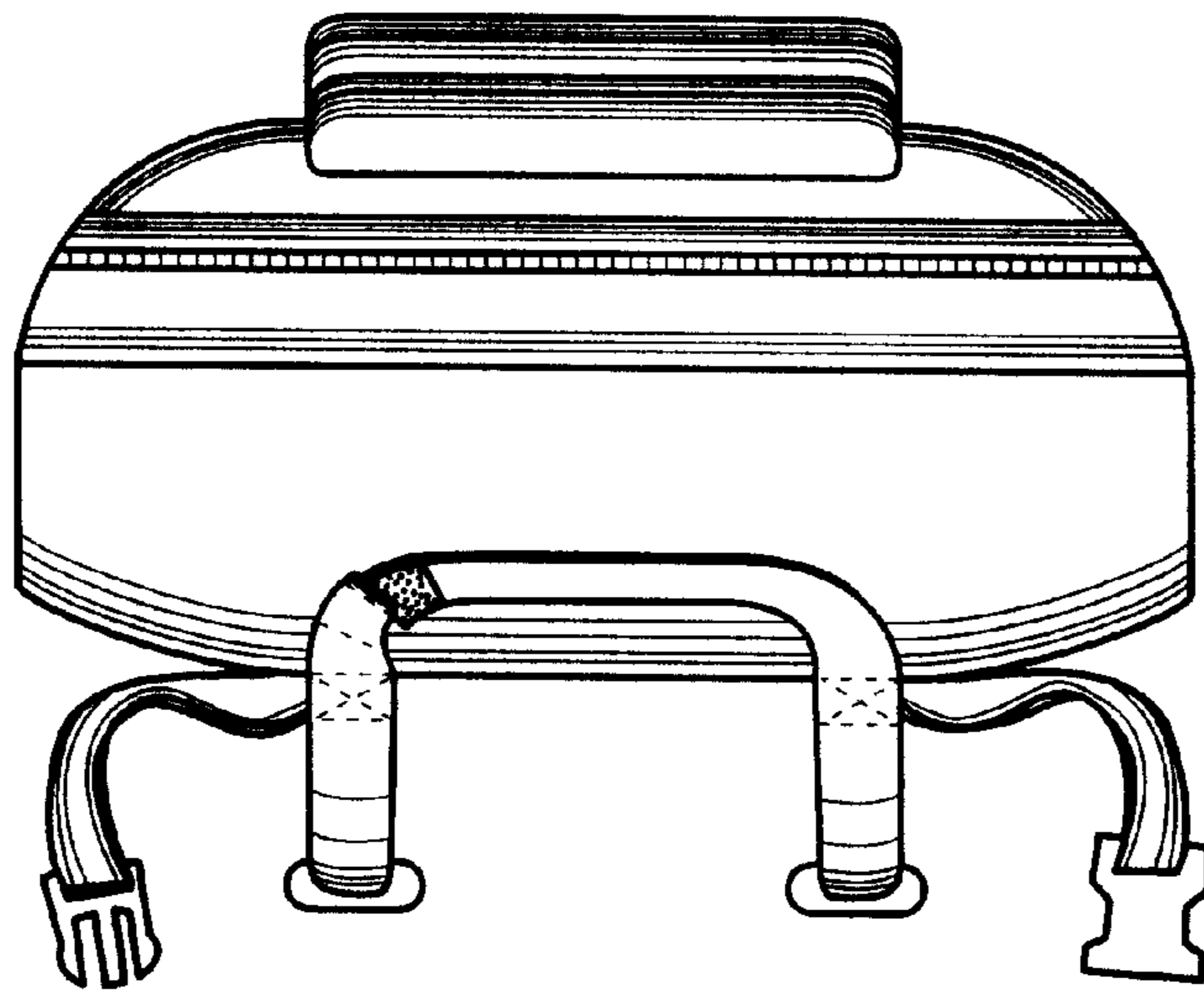


FIG. 6

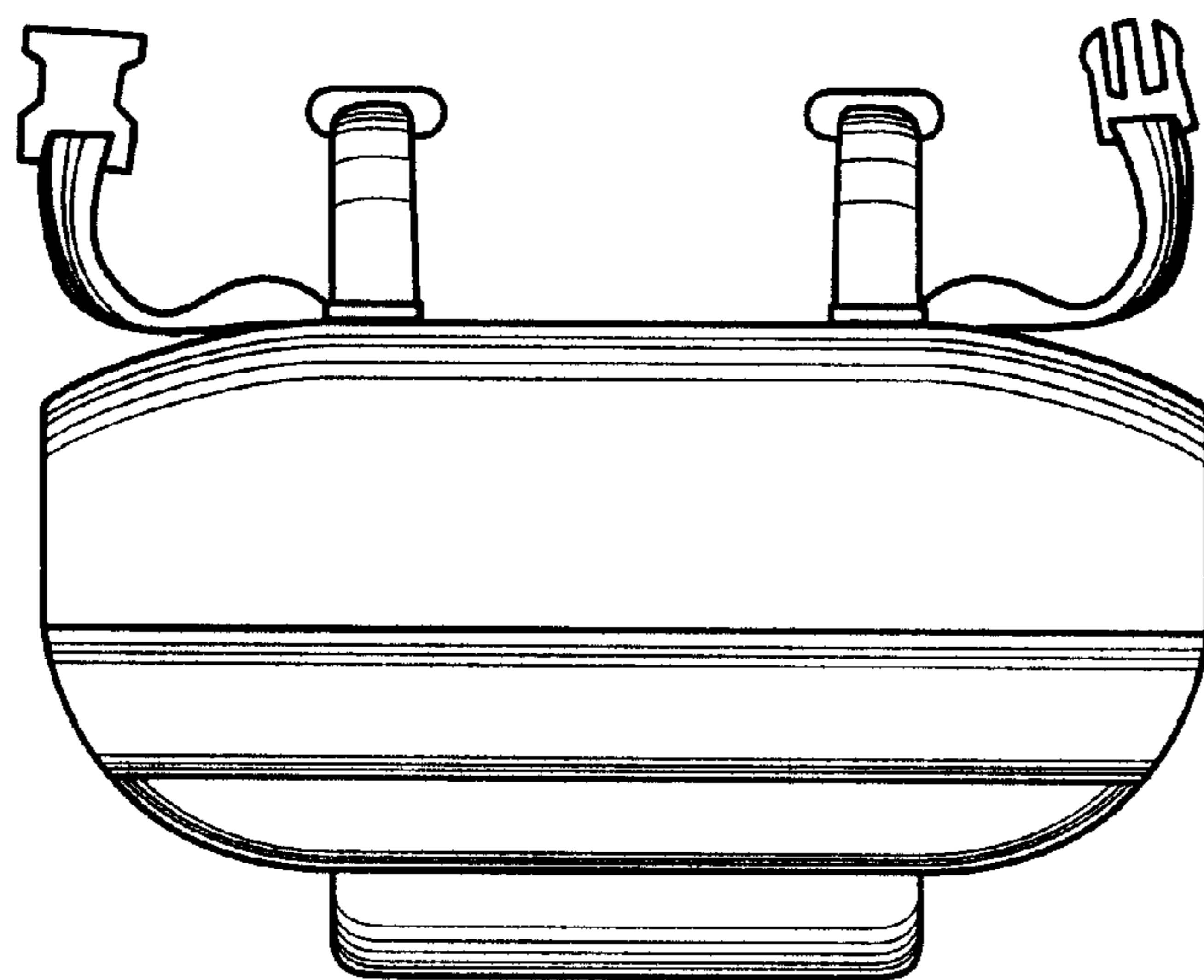


FIG. 7

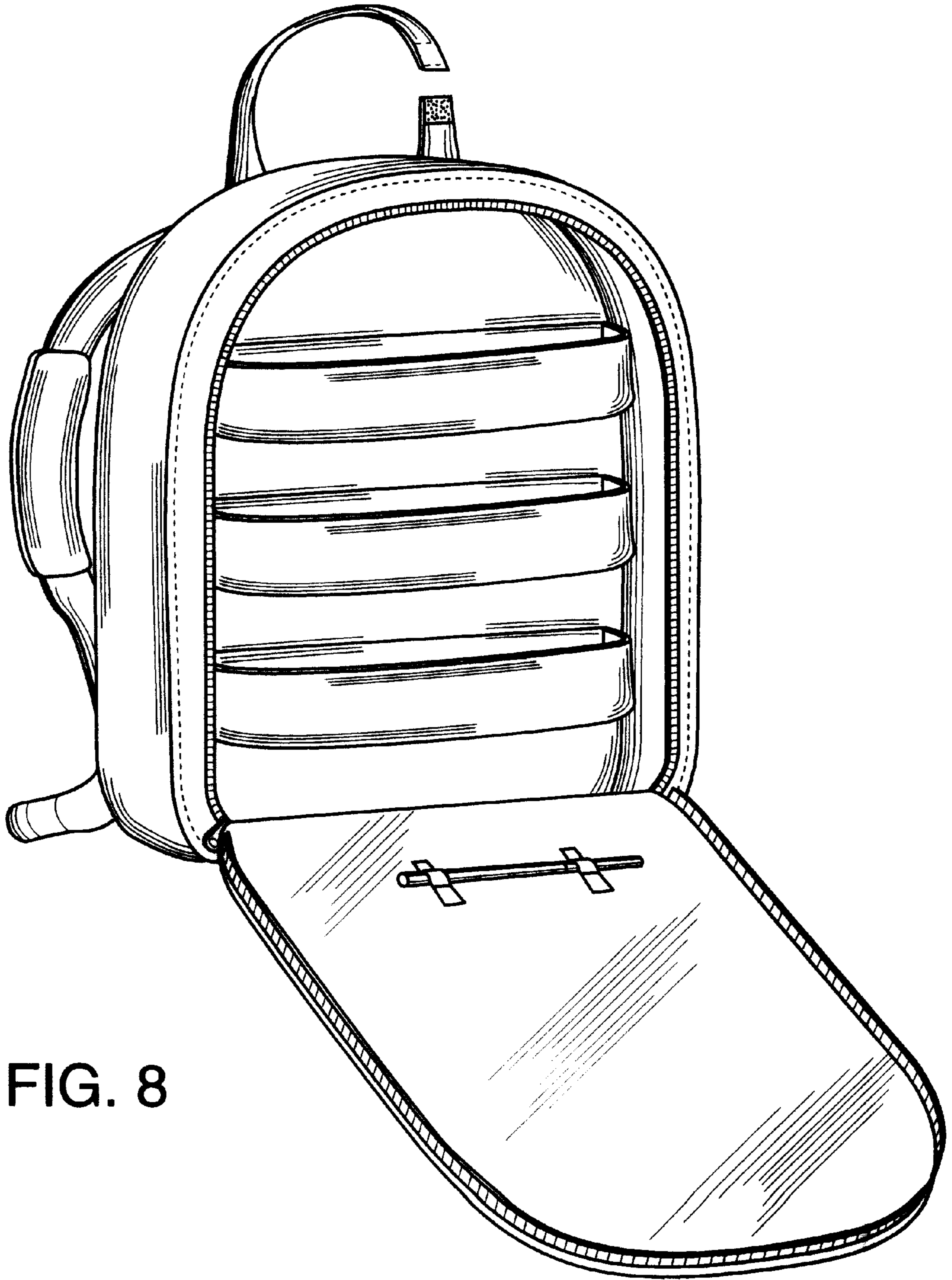


FIG. 8