



US00D446006S

(12) **United States Design Patent**
Martin et al.

(10) **Patent No.:** **US D446,006 S**

(45) **Date of Patent:** **** Aug. 7, 2001**

(54) **TOOTHPICK AND PERSONAL STORAGE
KEY CHAIN**

D. 282,055 * 1/1986 Brinkers D11/2
D. 335,721 * 5/1993 Kimball D7/635
D. 409,830 * 5/1999 Stafford D3/208
469,064 * 2/1892 McKay D7/635

(76) Inventors: **Timothy Patrick Martin**, 629 Truchas
Meadows NE., Rio Rancho, NM (US)
87124; **John Raymond Garcia**, 10304
Leymon Ct., Albuquerque, NM (US)
87114

* cited by examiner

Primary Examiner—Ralf Seifert

(**) Term: **14 Years**

(57) **CLAIM**

(21) Appl. No.: **29/117,091**

The ornamental design for a toothpick and personal storage
key chain, as shown.

(22) Filed: **Jan. 18, 2000**

DESCRIPTION

(51) **LOC (7) Cl.** **03-01**

(52) **U.S. Cl.** **D3/208; D7/635**

(58) **Field of Search** D3/207–211, 30.1;
D9/216; D87/1 R; D28/64, 88, 89, 77;
D7/635, 75; D11/3, 6, 13, 15, 18, 93, 79,
1, 2; 63/3, 4, 7

FIG. 1 is a front elevational view of a toothpick and personal
storage key chain showing our new design, the rear view
thereof being identical;

FIG. 2 is a top view plan thereof;

FIG. 3 is a right side elevational view thereof, the left side
view being identical; and,


FIG. 4 is a composite perspective view thereof.

(56) **References Cited**

U.S. PATENT DOCUMENTS

D. 249,591 * 9/1978 Mijares, Jr. D28/65

1 Claim, 3 Drawing Sheets






Fig 1




Fig 2

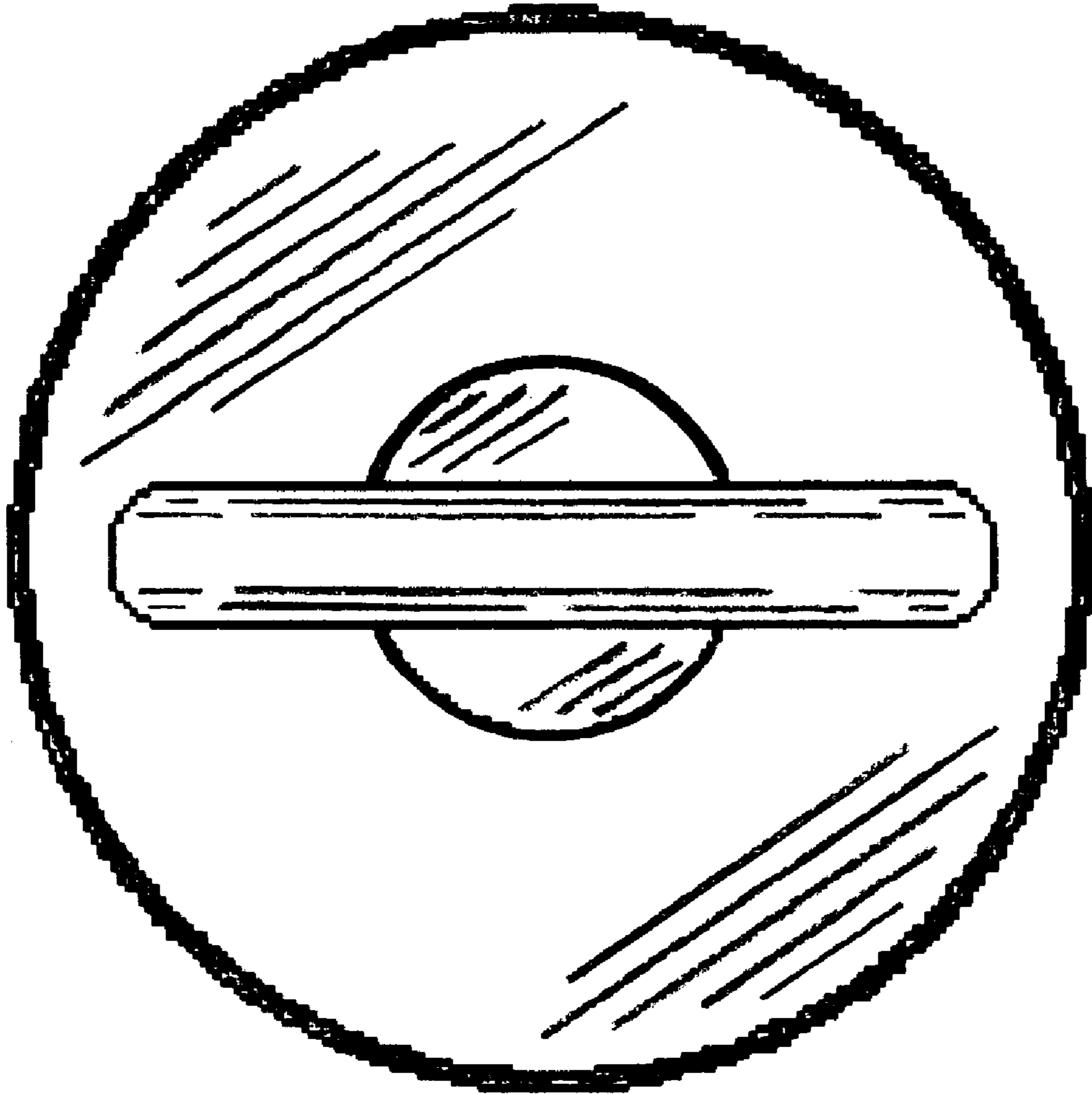


Fig 3