



US00D446004S

(12) **United States Design Patent**
Burt

(10) **Patent No.:** **US D446,004 S**

(45) **Date of Patent:** **** Aug. 7, 2001**

(54) **FOOTWEAR UPPER PORTION**

(75) Inventor: **Igor Burt**, Boulder, CO (US)

(73) Assignee: **Salomon S.A.**, Metz-Tessy (FR)

(**) Term: **14 Years**

(21) Appl. No.: **29/134,364**

(22) Filed: **Dec. 21, 2000**

(51) **LOC (7) Cl.** **02-99**

(52) **U.S. Cl.** **D2/973**

(58) **Field of Search** D2/896, 902, 907,
D2/943, 944, 946, 969, 972, 973; 36/45,
50.1, 51, 77 M, 77 R, 81, 83, 88, 113,
114, 126-130

(56) **References Cited**

U.S. PATENT DOCUMENTS

- D. 298,982 * 12/1988 Lussier D2/973
- D. 383,289 * 9/1997 Greene D2/972
- D. 401,755 12/1998 Zinovieff D2/972
- D. 421,331 * 3/2000 Mervar et al. D2/972

- D. 434,212 11/2000 Laberge D2/972
- D. 434,552 12/2000 Burt D2/972
- D. 435,165 12/2000 Burt D2/972
- D. 435,336 12/2000 Barret et al. D2/972

* cited by examiner

Primary Examiner—Dominic Simone

(74) *Attorney, Agent, or Firm*—Greenblum & Bernstein P.L.C.

(57) **CLAIM**

I claim the ornamental design for a footwear upper portion, as shown and described.

DESCRIPTION

FIG. 1 is a perspective view, from the front end and right side, of a footwear upper portion, showing my new design; FIG. 2 is top view thereof; FIG. 3 is a right side view thereof; FIG. 4 is a left side view thereof; FIG. 5 is a front end view thereof; and, FIG. 6 is a rear end view thereof.

1 Claim, 3 Drawing Sheets



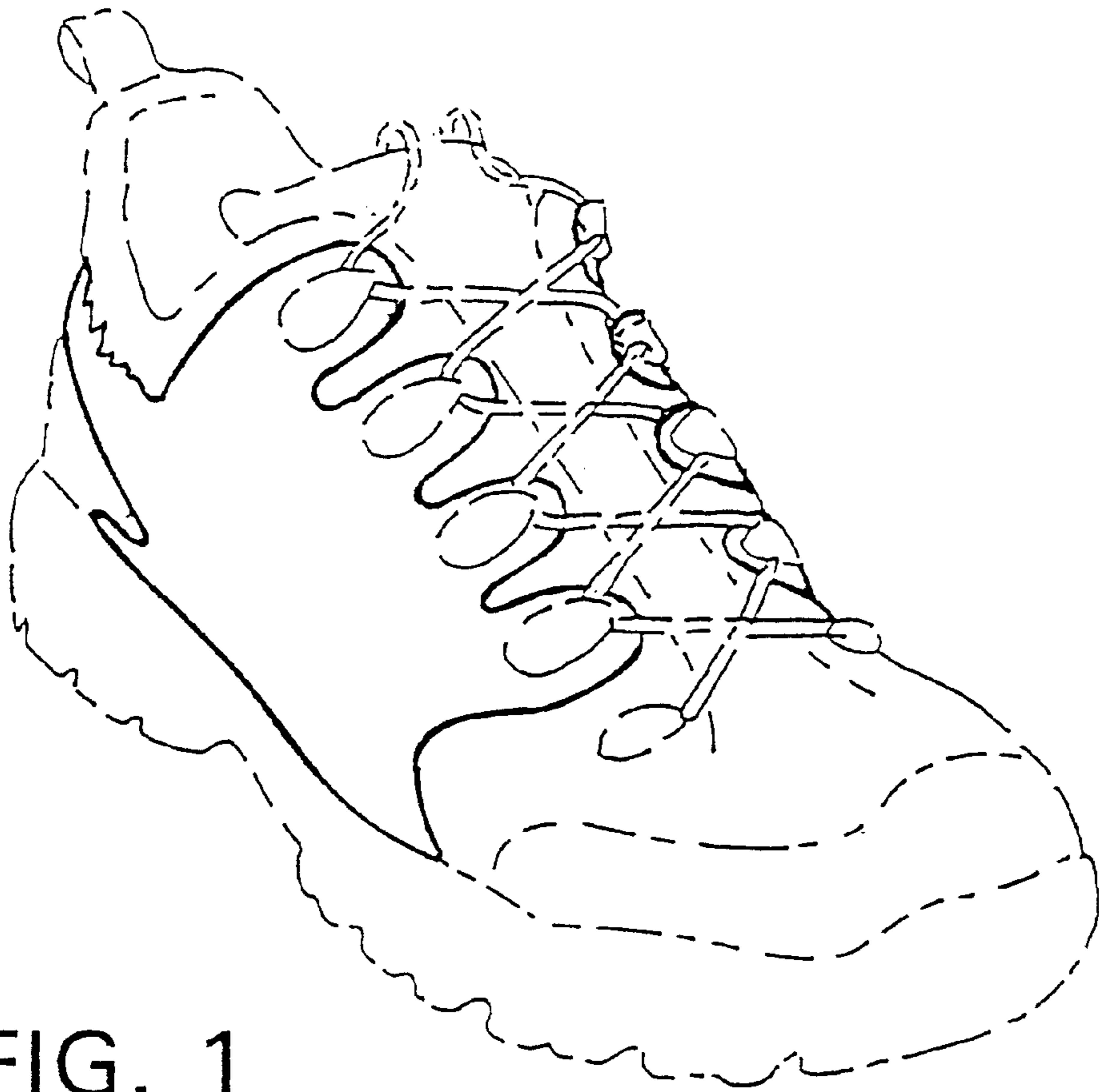


FIG. 1

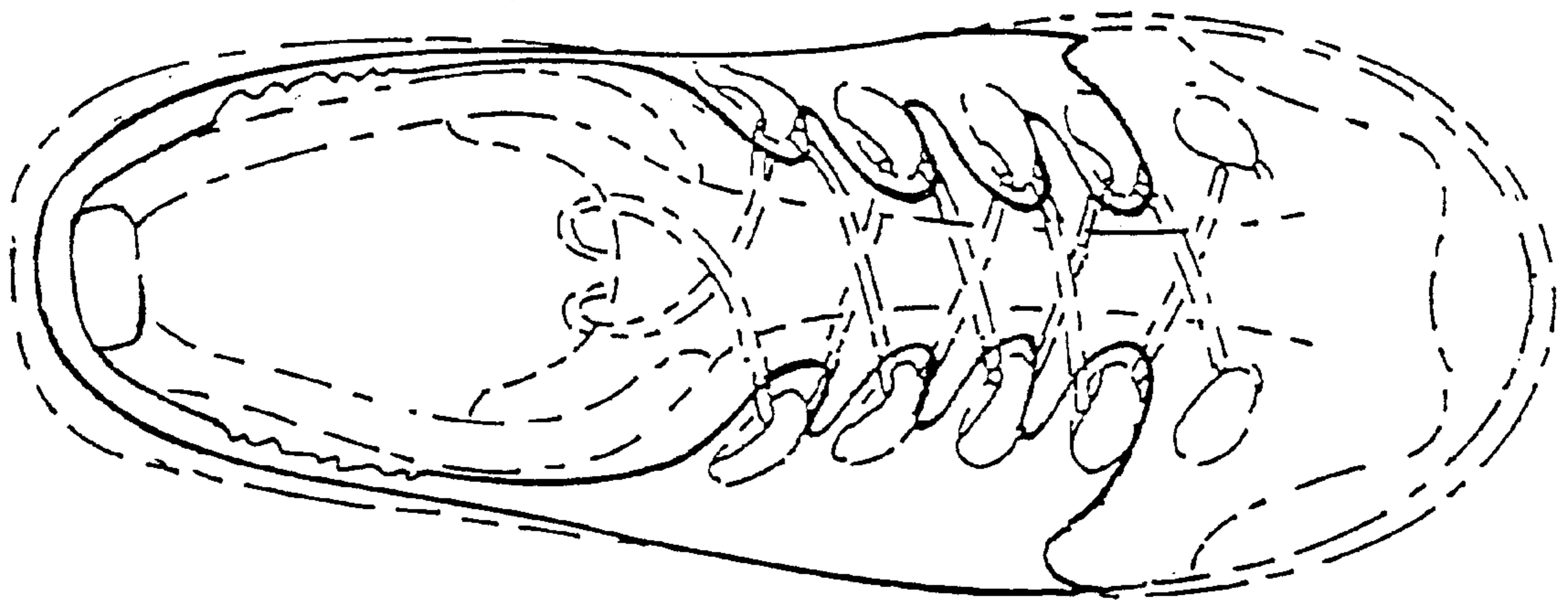


FIG. 2



FIG. 3



FIG. 4

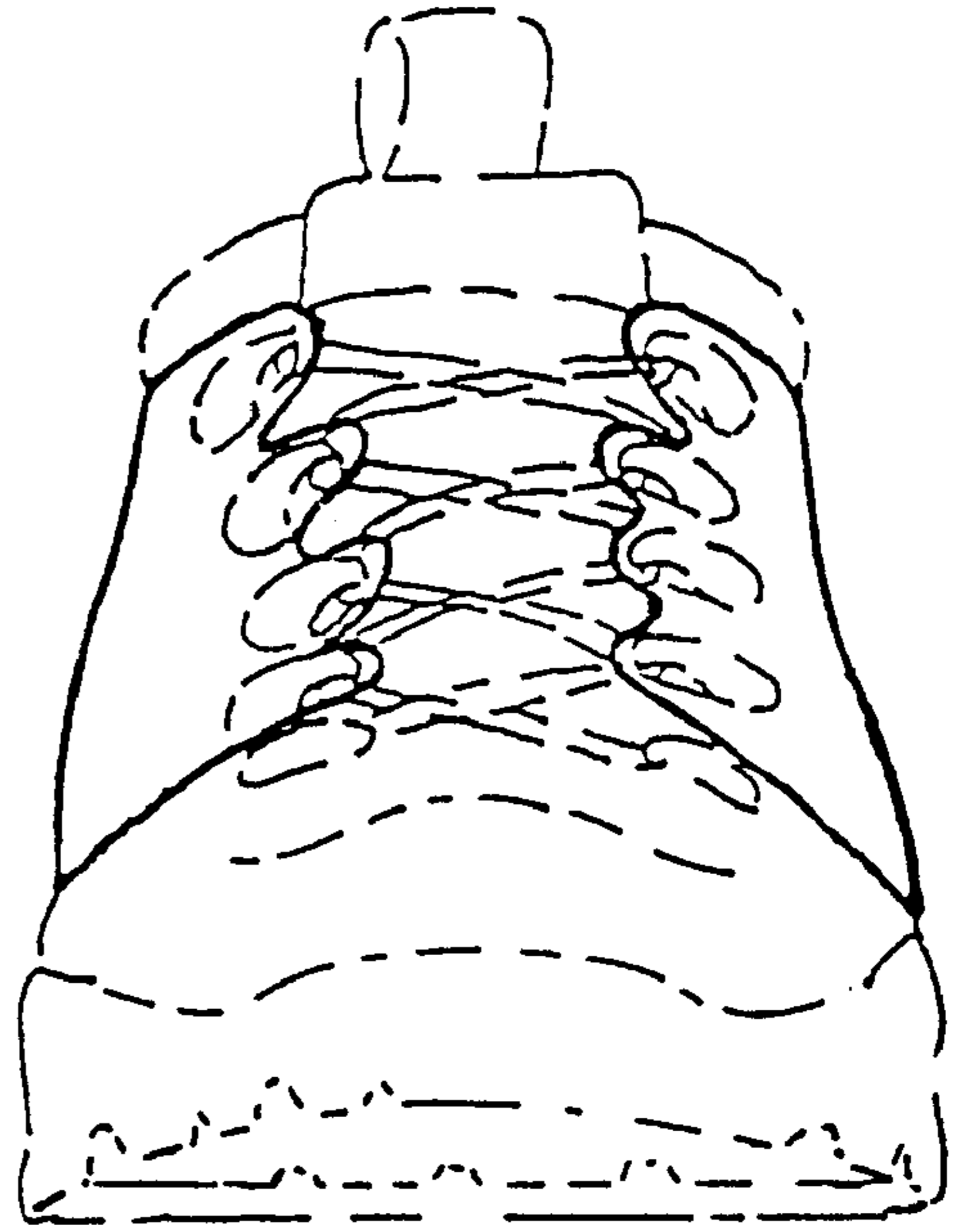


FIG. 5

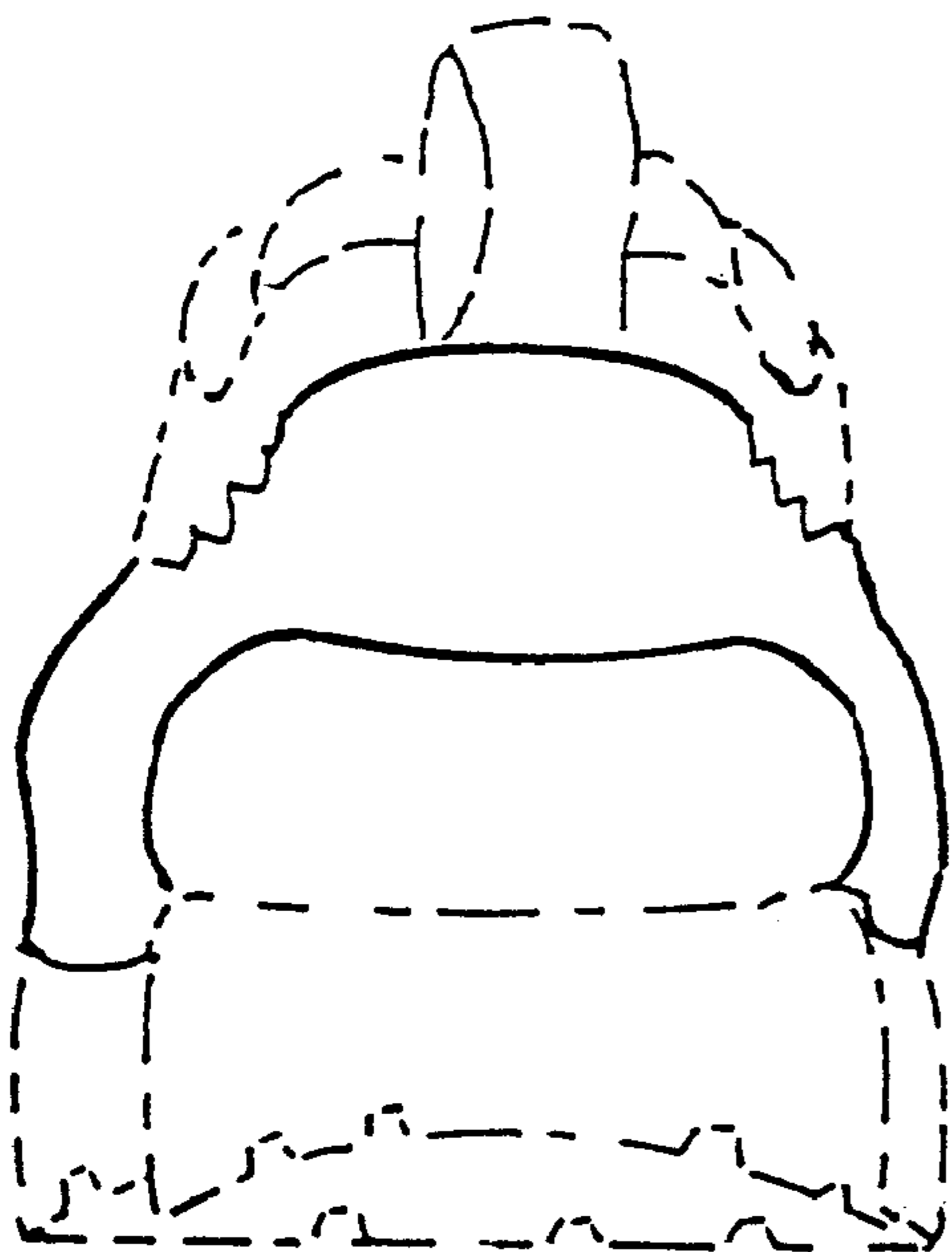


FIG. 6