



US00D446002S

(12) **United States Design Patent**  
**Leong et al.**

(10) **Patent No.:** **US D446,002 S**

(45) **Date of Patent:** **\*\* Aug. 7, 2001**

(54) **PAIR OF SLIPPERS**

(75) Inventors: **Eddie Leong**, Bloomfield, NJ (US); **Lia Lee**, Long Island City, NY (US)

(73) Assignee: **Synoco North America Co.**, Hasbrouck Heights, NJ (US)

(\*\*) Term: **14 Years**

(21) Appl. No.: **29/136,885**

(22) Filed: **Feb. 8, 2001**

(51) **LOC (7) Cl.** ..... **02-04**

(52) **U.S. Cl.** ..... **D2/919**

(58) **Field of Search** ..... D2/897, 909, 916-942,  
D2/947, 951, 953, 961, 969; 36/11.5, 83-87,  
100, 7.5, 7.7, 7.1 R, 9 A, 126-131, 8.1-8.4,  
50.1, 102

(56) **References Cited**

**U.S. PATENT DOCUMENTS**

D. 132,630 \* 6/1942 Pfeiffer ..... D2/916

D. 268,455 \* 4/1983 Falmolare ..... D2/918

D. 298,582 \* 11/1988 Caire ..... D2/919

D. 336,977 \* 7/1993 Sensi ..... D2/961

D. 391,745 \* 3/1998 Shaheen ..... D2/927

\* cited by examiner

*Primary Examiner*—Louis S. Zarfaz  
*Assistant Examiner*—Gregory Andoll

(57) **CLAIM**

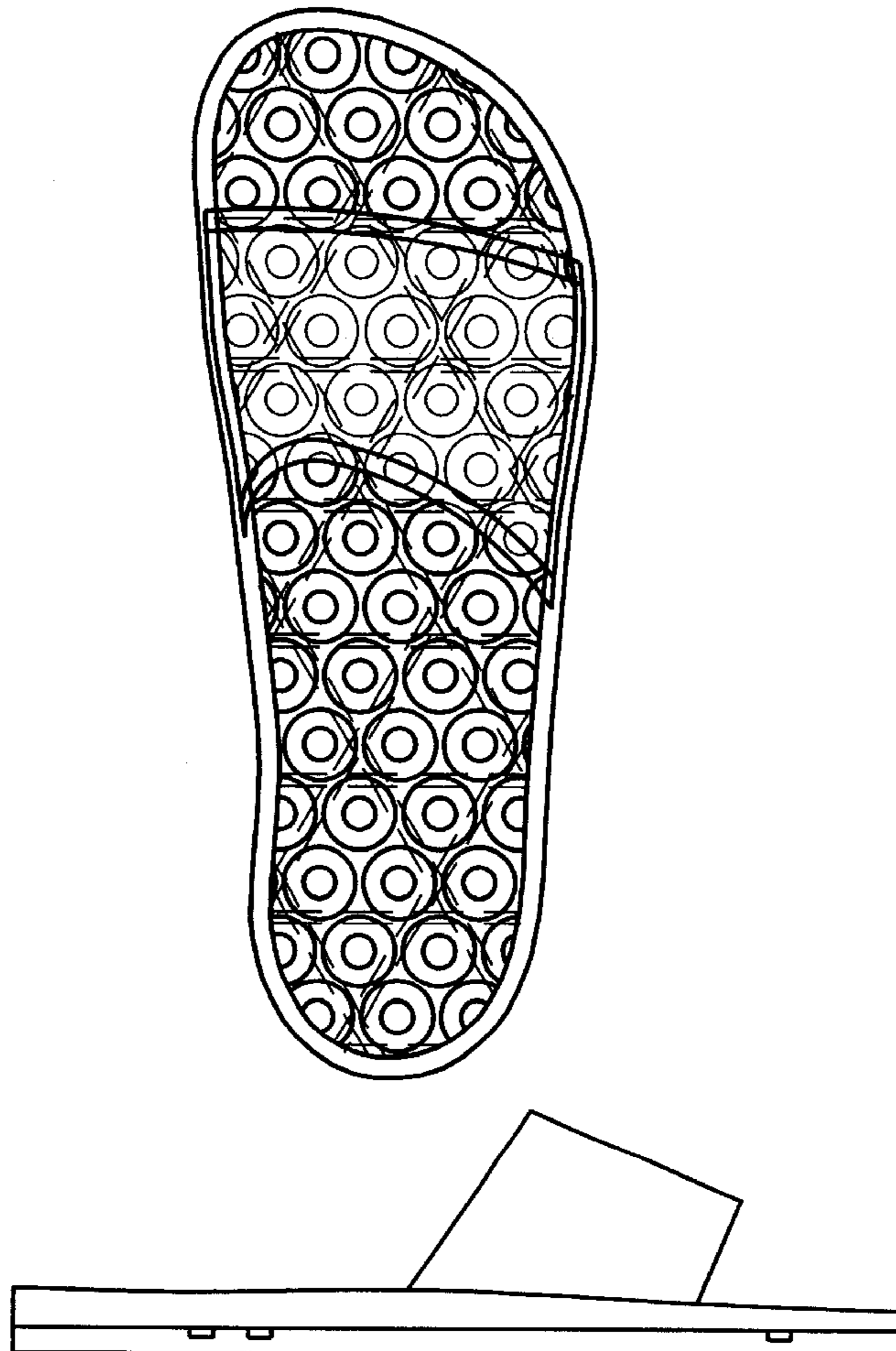
The ornamental design for a pair of slippers, as shown and described.

**DESCRIPTION**

FIG. 1 is a top plan view of the right foot slipper of a pair of slippers, showing our new design; FIG. 2 is a bottom plan view thereof; FIG. 3 is a right side elevational view thereof; and, FIG. 4 is a left side view thereof.

The left foot slipper of the pair of slippers is a mirror image of FIGS. 1-4.

**1 Claim, 1 Drawing Sheet**



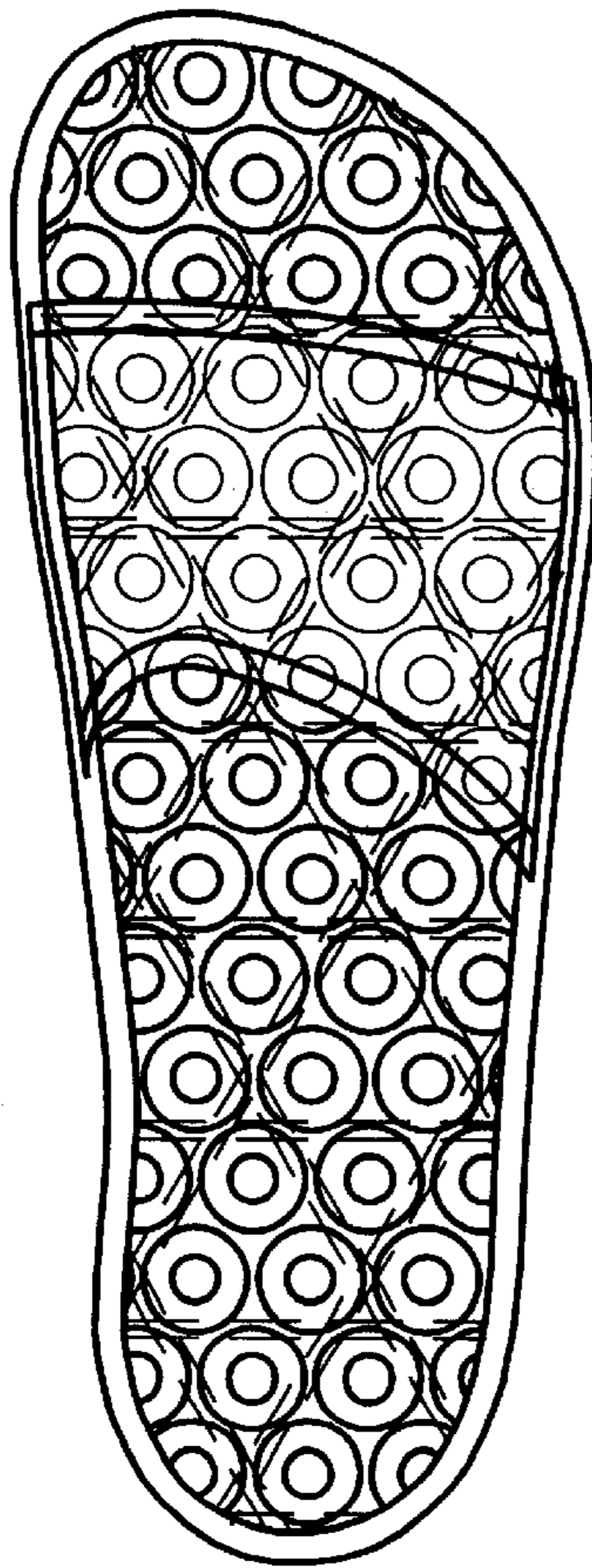


Fig. 1




Fig. 2




Fig. 3

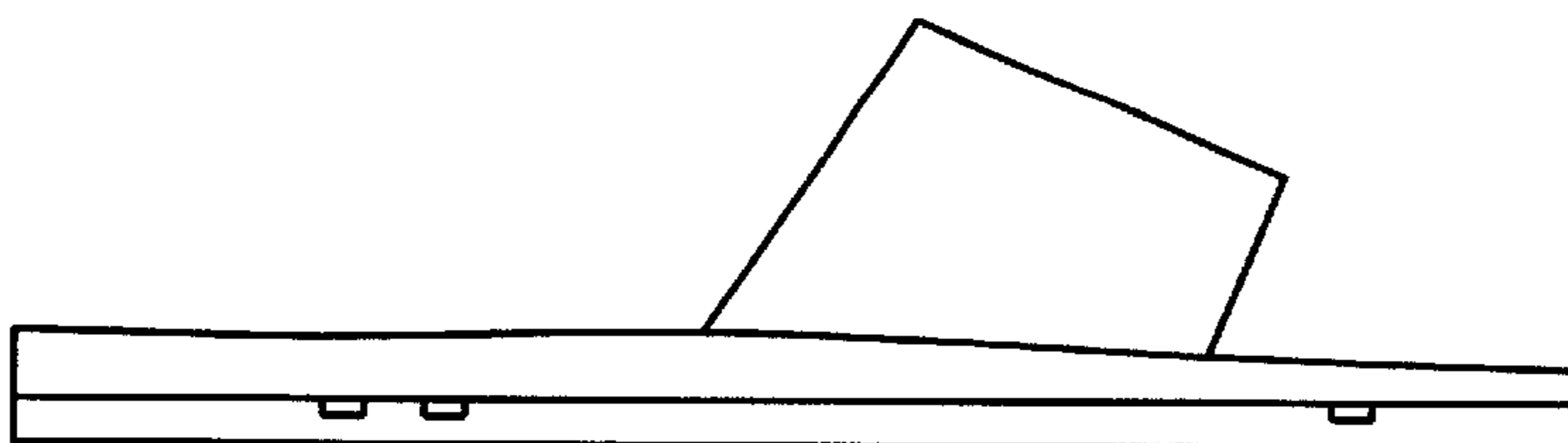


Fig. 4