



US00D445983S

(12) **United States Design Patent**
Laughton

(10) **Patent No.:** **US D445,983 S**

(45) **Date of Patent:** **** Jul. 31, 2001**

(54) **WASTE CAN LID**

(75) **Inventor:** **Scot Laughton, Toronto (CA)**

(73) **Assignee:** **Umbra, Inc., Buffalo, NY (US)**

(**) **Term:** **14 Years**

3,127,052	3/1964	Mayers .	
3,989,162	11/1976	Hodge et al. .	
4,649,813	3/1987	Kehl .	
4,776,478	10/1988	Miller et al. .	
5,083,671	* 1/1992	Hayes	220/212.5 X
5,996,833	* 12/1999	Lencioni et al.	220/212.5 X
6,000,566	* 12/1999	Kost	220/793

* cited by examiner

(21) **Appl. No.:** **29/127,464**

(22) **Filed:** **Aug. 7, 2000**

(51) **LOC (7) Cl.** **09-09**

(52) **U.S. Cl.** **D34/11; D9/443**

(58) **Field of Search** **D34/1, 7, 10, 11;**
D9/443; 220/212.5, 793, 771, 908, 909

Primary Examiner—Cynthia E. Ramirez
(74) *Attorney, Agent, or Firm*—SAIDMAN DesignLaw Group

(57) **CLAIM**

The ornamental design for a waste can lid, as shown and described.

(56) **References Cited**

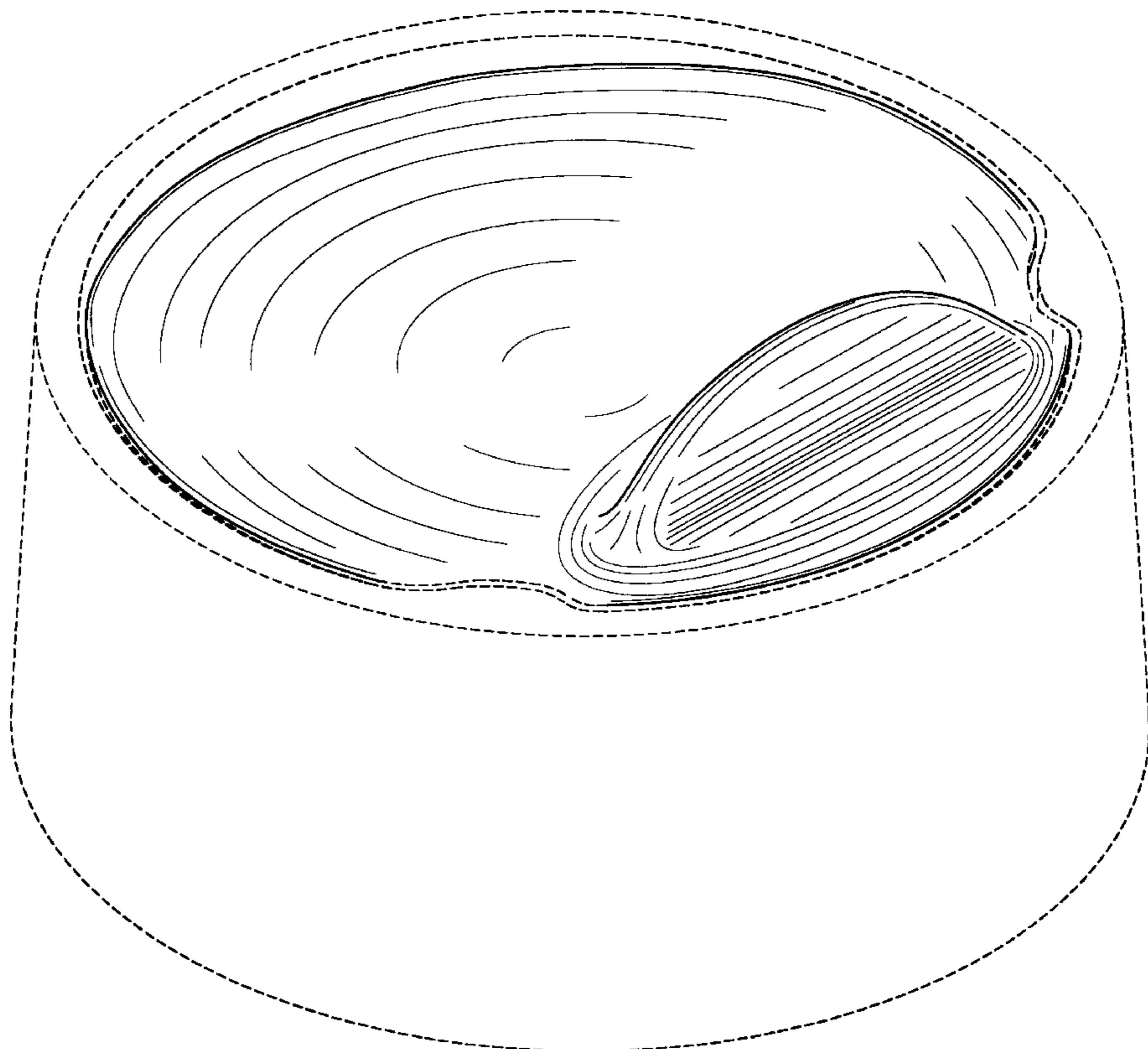
U.S. PATENT DOCUMENTS

D. 333,065	*	2/1993	Murphy	D9/443	X
D. 336,817	*	6/1993	Wilcox, Jr.	D9/443	X
D. 343,038	*	1/1994	Gammons et al.	D34/11	
D. 370,107	*	5/1996	Brightbill et al.	D34/11	
D. 370,325	*	5/1996	Brightbill et al.	D34/11	
D. 374,623	*	10/1996	Rafferty	D9/443	
D. 376,952	*	12/1996	Rausch	D9/443	X
D. 377,253	*	1/1997	Presnell	D34/11	
D. 381,161	*	7/1997	Berend et al.	D34/11	
D. 381,162	*	7/1997	Berend et al.	D34/11	
D. 394,184	*	5/1998	Demore	D9/443	X
1,249,096	*	12/1917	Hulme	220/212.5	

DESCRIPTION

FIG. 1 is a perspective view of a waste can lid showing my new design;
FIG. 2 is a top view thereof;
FIG. 3 is a front view thereof; and,
FIG. 4 is a left side view thereof; the right side view being a mirror image.
The broken lines in FIGS. 1-4 are for disclosure purposes only and do not form part of the claimed design. The bottom view does not form part of the claimed design.

1 Claim, 3 Drawing Sheets



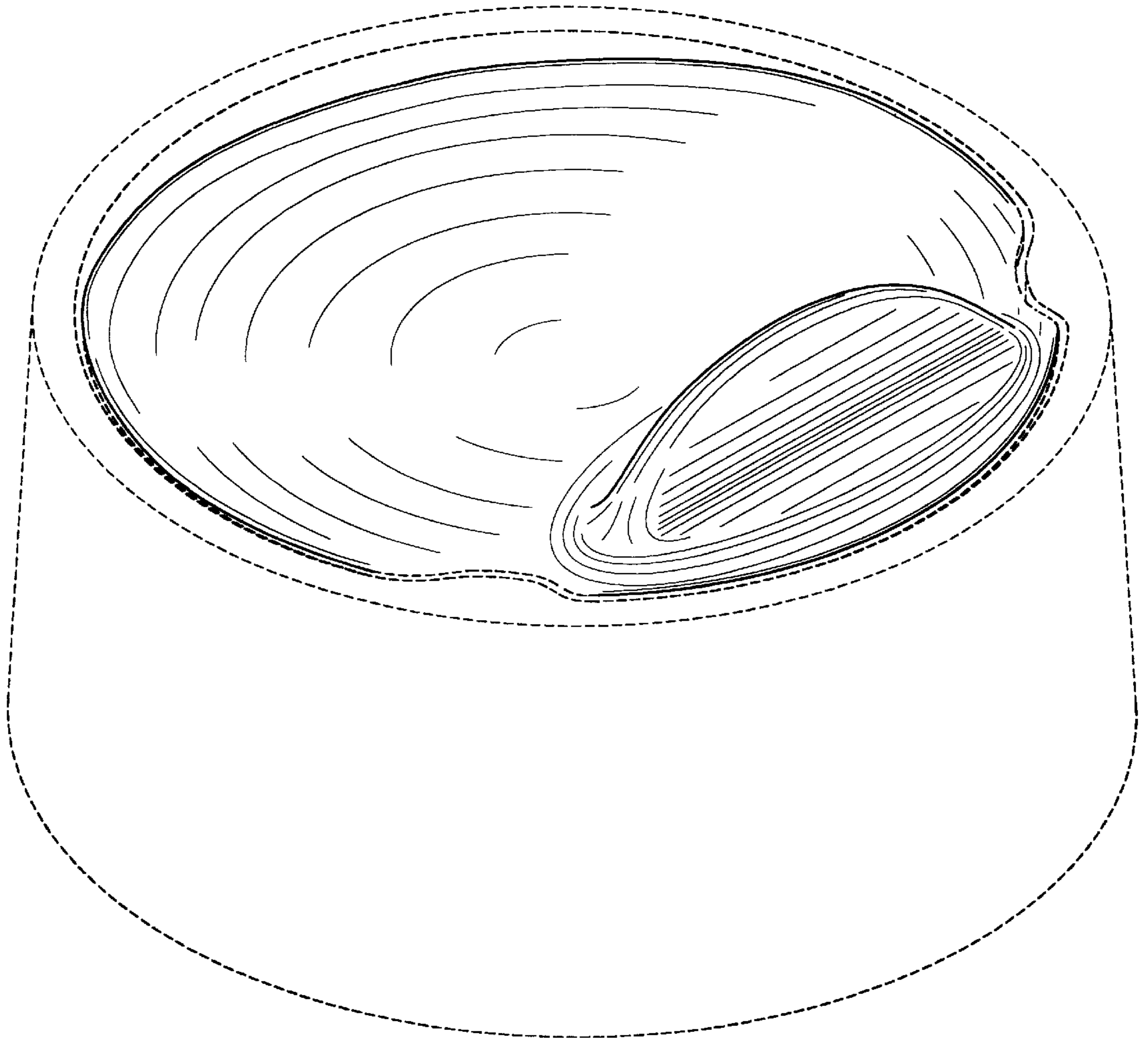


FIG. 1

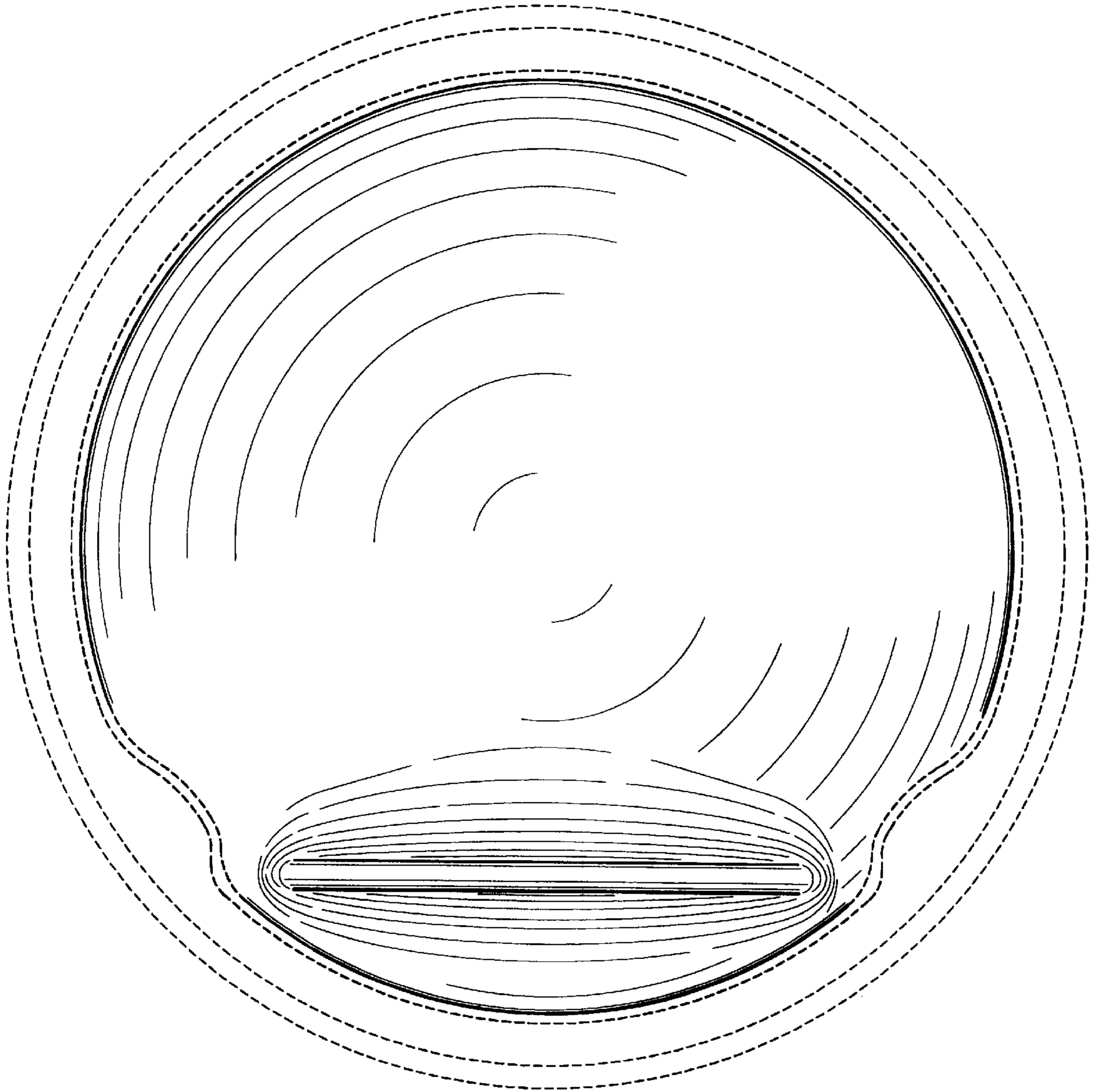


FIG. 2

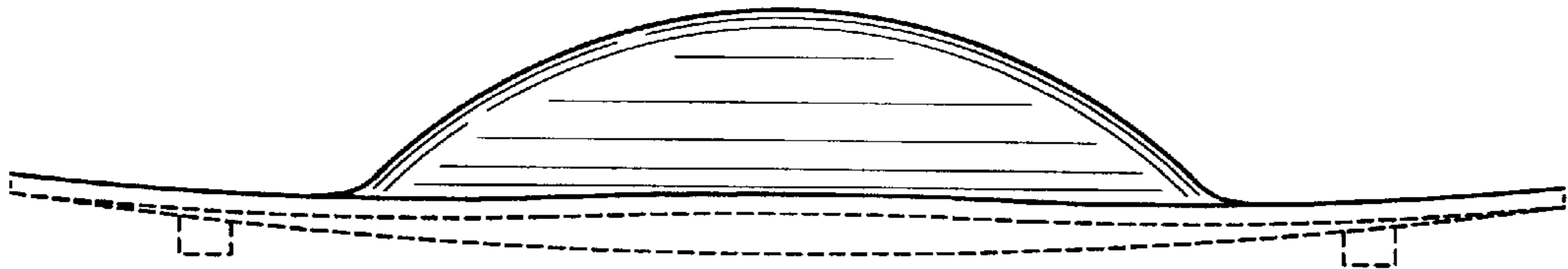


FIG. 3

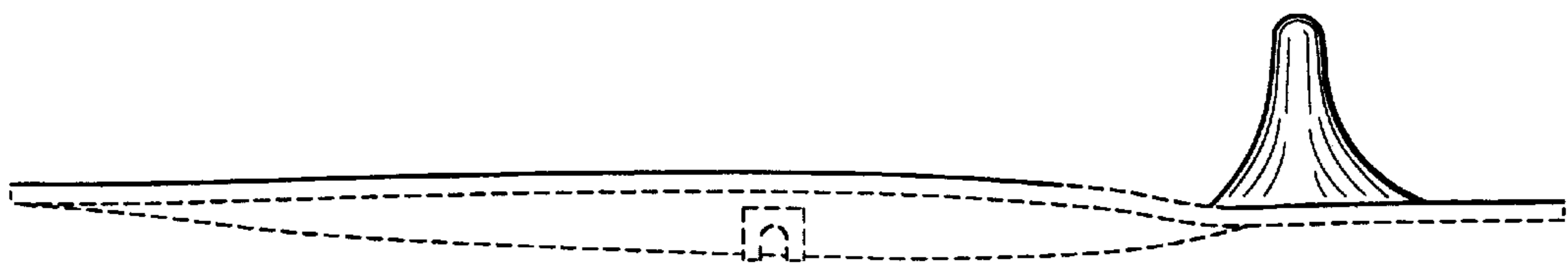


FIG. 4