



US00D445981S

(12) **United States Design Patent**
Abram

(10) **Patent No.:** **US D445,981 S**

(45) **Date of Patent:** **** Jul. 31, 2001**

(54) **SCULPTURED WASTE RECEPTACLE**

(75) Inventor: **David Anthony Shaw Abram**, Troon (GB)

(73) Assignee: **Empteezy Ltd.**, Livingston (GB)

(**) Term: **14 Years**

(21) Appl. No.: **29/115,702**

(22) Filed: **Dec. 21, 1999**

(30) **Foreign Application Priority Data**

Nov. 24, 1999 (GB) 2088254

(51) **LOC (7) Cl.** **09-09**

(52) **U.S. Cl.** **D34/1**

(58) **Field of Search** D34/1, 4, 7; D11/136, D11/131, 133, 134; D32/37; 220/675

(56) **References Cited**

U.S. PATENT DOCUMENTS

- D. 108,642 * 3/1938 Geibel D34/4
- D. 145,970 * 11/1946 Bloomfield D34/4
- D. 327,965 * 7/1992 Chelec D34/7

D. 429,045 * 8/2000 Andujar et al. D32/37

* cited by examiner

Primary Examiner—Cynthia E Ramirez

(74) *Attorney, Agent, or Firm*—Jacobson Holman, PLLC

(57) **CLAIM**

An ornamental design for a sculptured waste receptacle, as shown and described.

DESCRIPTION

FIG. 1 is a front elevational view of a sculptured waste receptacle showing my new design.

FIG. 2 is a right side elevational view of the sculptured waste receptacle of FIG. 1.

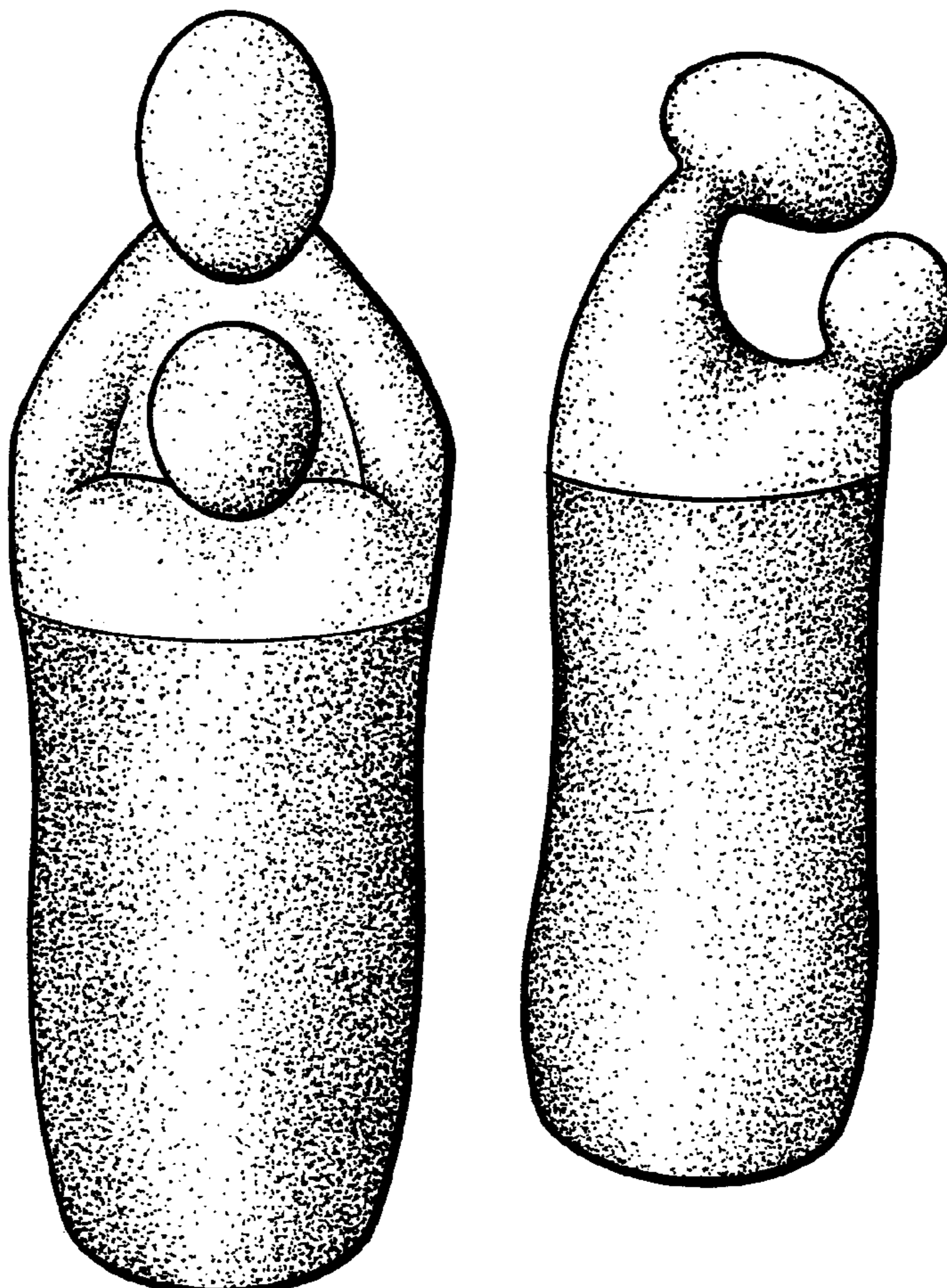
FIG. 3 is a left side elevational view of the sculptured waste receptacle of FIG. 1.

FIG. 4 is a top plan view of the sculptured waste receptacle of FIG. 1.

FIG. 5 is a bottom plan view of the sculptured waste receptacle of FIG. 1; and,

FIG. 6 is a rear elevational view of a sculptured waste receptacle showing my new design.

1 Claim, 2 Drawing Sheets



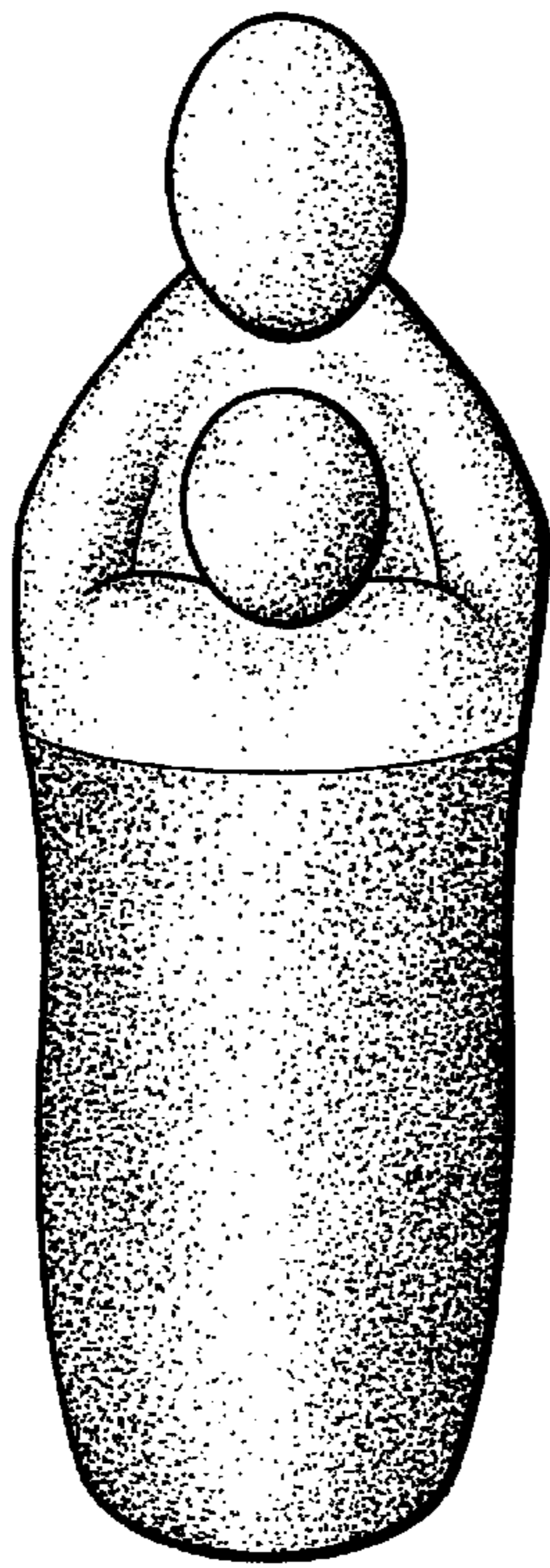


FIG. 1

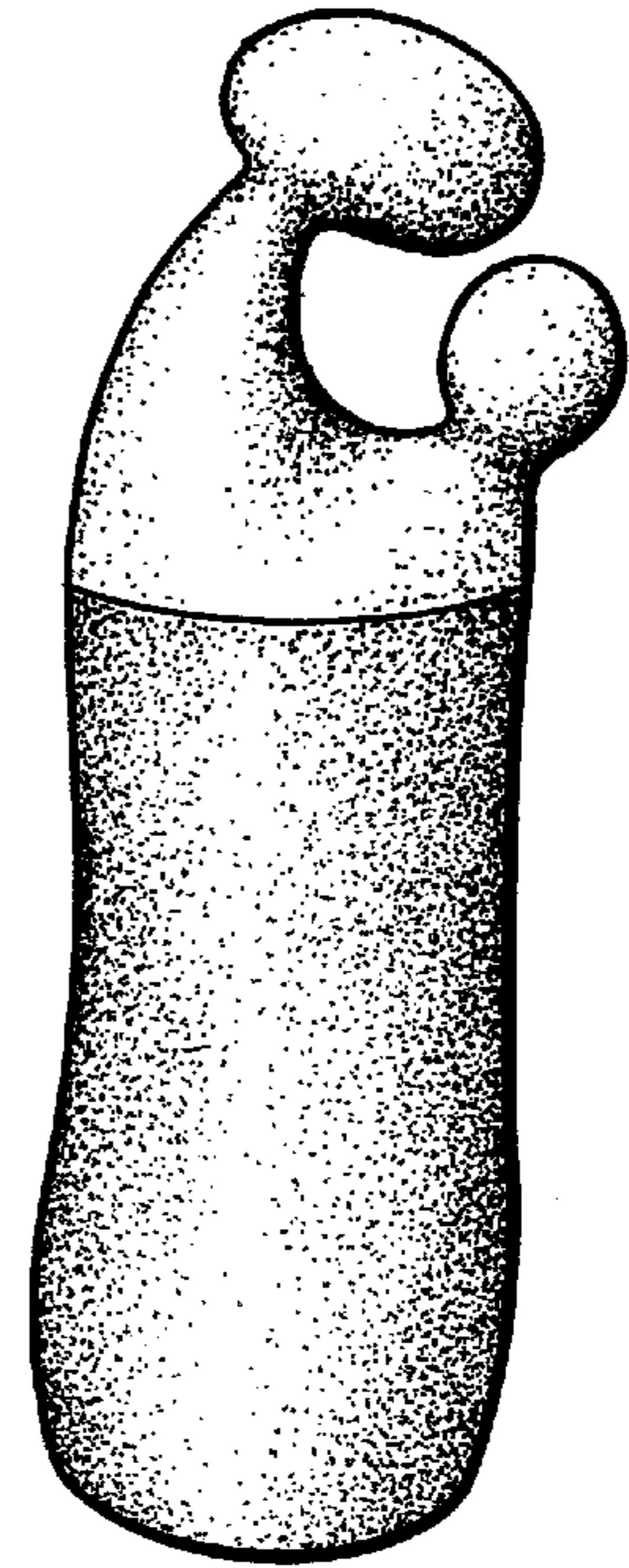


FIG. 2

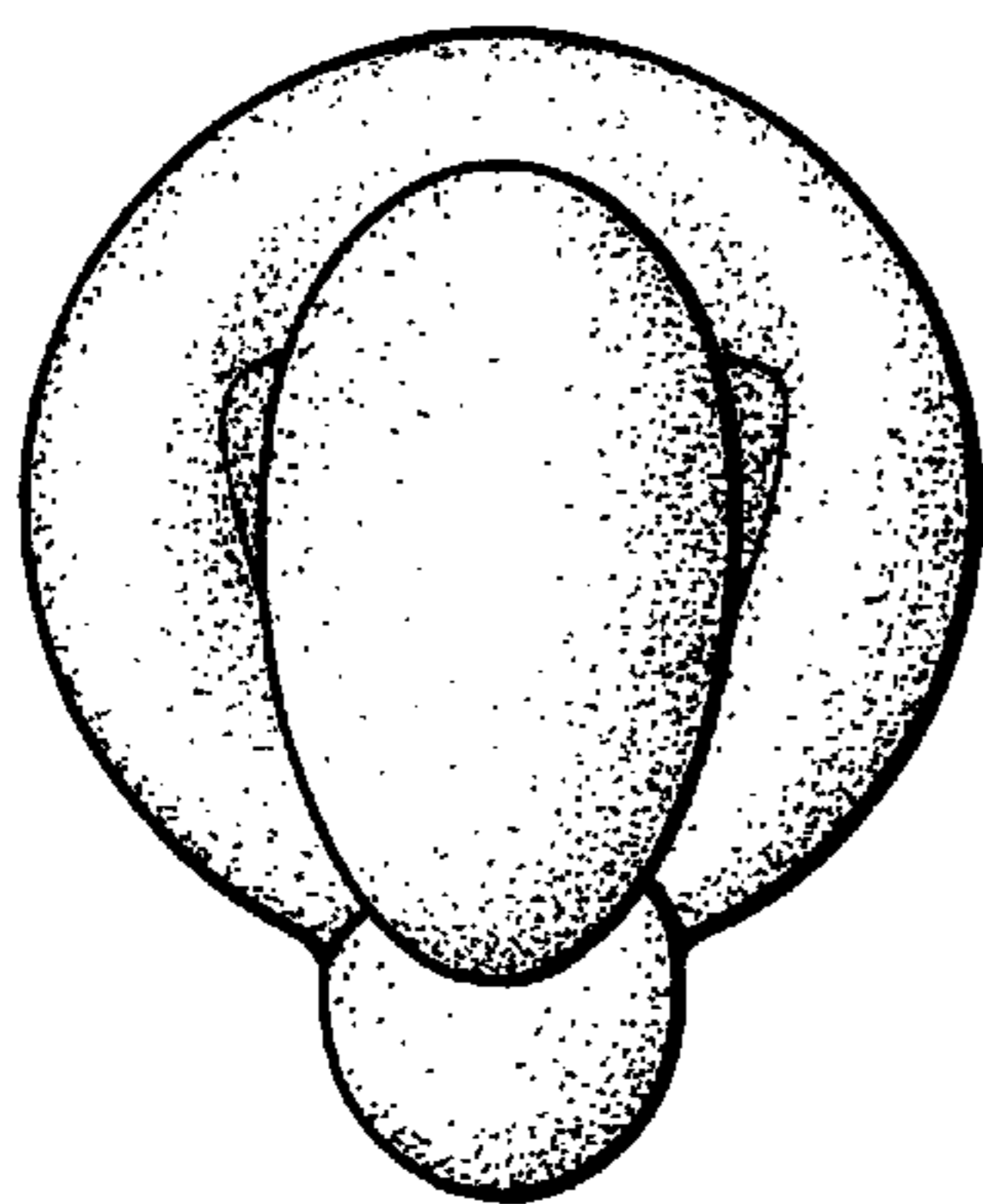


FIG. 4




FIG. 3




FIG. 5




FIG. 6