



US00D445950S

(12) **United States Design Patent**  
**Johnson**

(10) **Patent No.:** **US D445,950 S**

(45) **Date of Patent:** **\*\* Jul. 31, 2001**

(54) **ARM FOR LIGHTING FIXTURE**

(75) **Inventor:** **Aaron Mitchell Johnson**, Fort Worth, TX (US)

(73) **Assignee:** **Quorum International, L.P.**, Fort Worth, TX (US)

(\*\*) **Term:** **14 Years**

(21) **Appl. No.:** **29/135,162**

(22) **Filed:** **Jan. 5, 2001**

(51) **LOC (7) Cl.** ..... **26-99**

(52) **U.S. Cl.** ..... **D26/155**

(58) **Field of Search** ..... D26/72-92, 155;  
362/147, 404-408, 432

(56) **References Cited**

**U.S. PATENT DOCUMENTS**

- D. 426,343 \* 6/2000 Hsu ..... D26/155
- D. 435,135 \* 12/2000 Dolan ..... D26/87

**OTHER PUBLICATIONS**

Crescent Brass MFG. Co., Inc, Oct. 1950, p. 14, arm # 3235.\*

\* cited by examiner

*Primary Examiner*—Susan J. Lucas

(74) *Attorney, Agent, or Firm*—Kenneth C. Hill; Hill & Hunn, LLP

(57) **CLAIM**

The ornamental design for an arm for lighting fixture, as shown and described.

**DESCRIPTION**

- FIG. 1 is a first perspective view of the arm.
- FIG. 2 is a second perspective view of the arm.
- FIG. 3 is a side view of the arm.
- FIG. 4 is a side view of the arm on a plane offset by 90° from the view of FIG. 3; and,
- FIG. 5 is an end view of the arm.

**1 Claim, 5 Drawing Sheets**



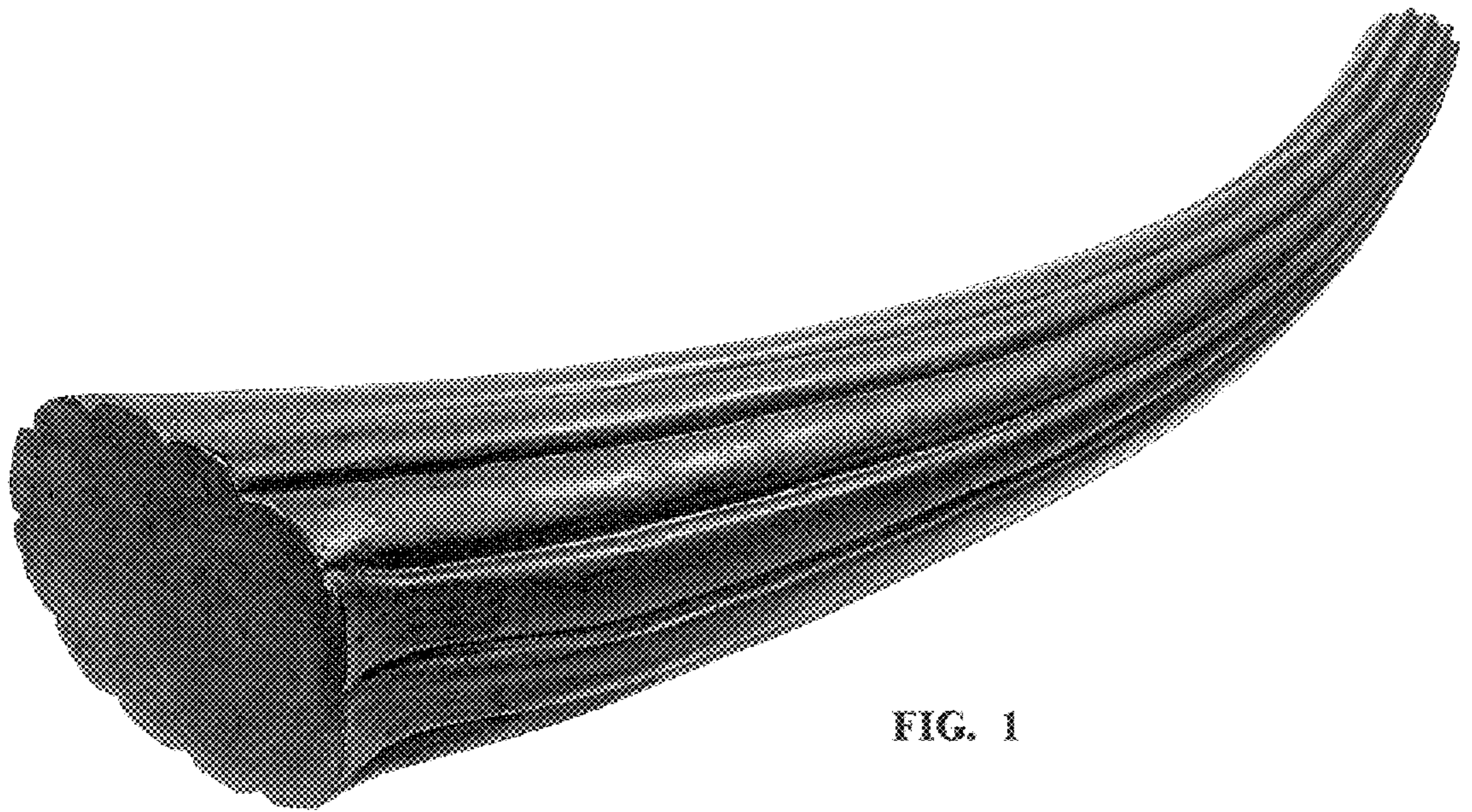


FIG. 1




FIG. 2

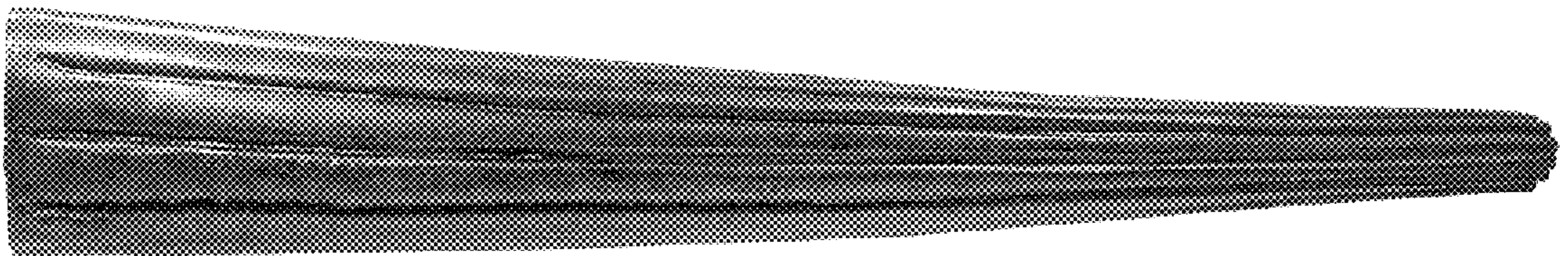


FIG. 3

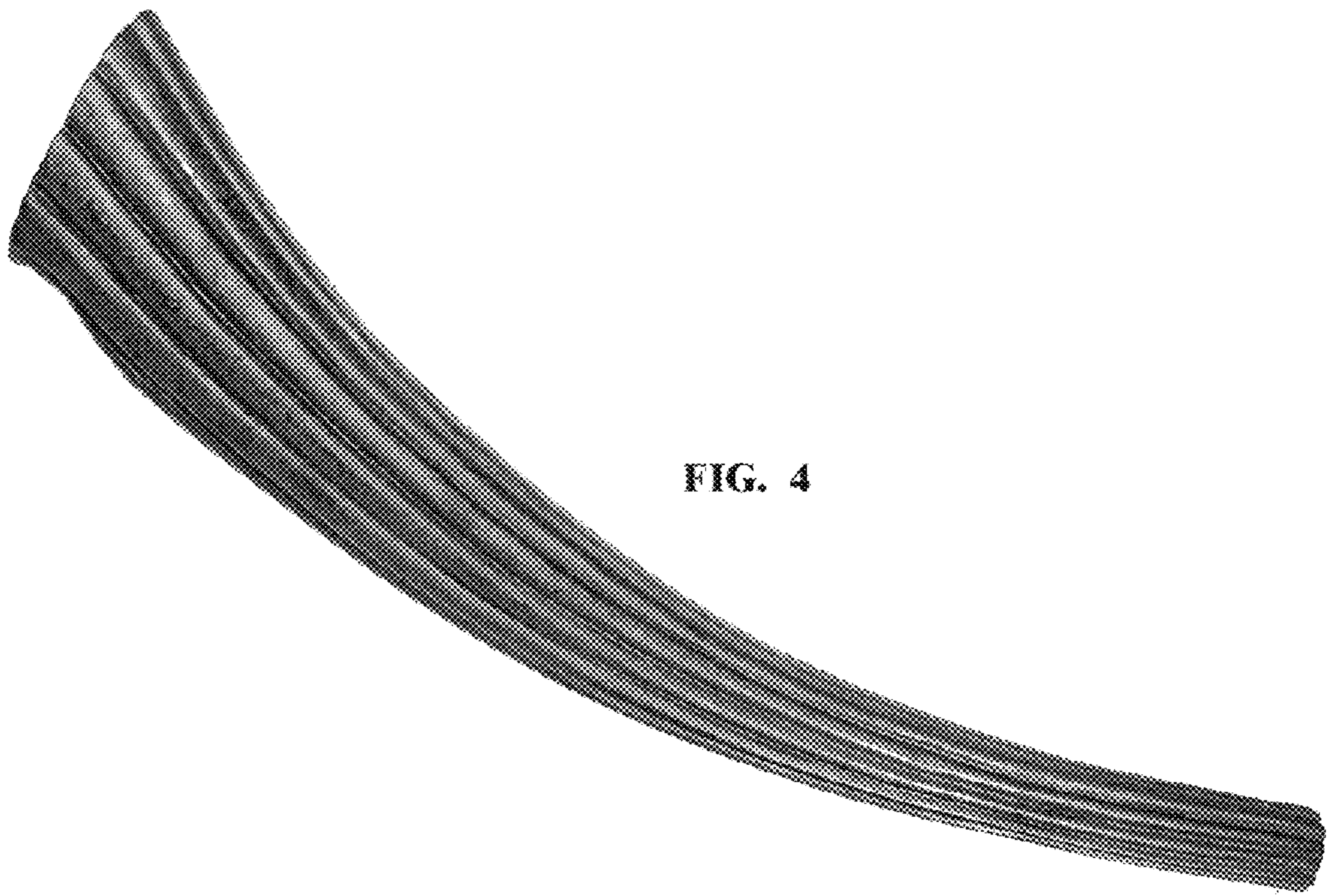


FIG. 4



FIG. 5