



US00D445946S

(12) **United States Design Patent**
Kleinsasser

(10) **Patent No.:** **US D445,946 S**

(45) **Date of Patent:** **** Jul. 31, 2001**

(54) **ADJUSTABLE LANTERN STAND**

3,952,878 * 4/1976 Gorham 248/156 X

(76) Inventor: **William Kleinsasser**, 4113 Ryan Ave.,
Billings, MT (US) 59101

* cited by examiner

Primary Examiner—Holly Baynham

(**) Term: **14 Years**

(57) **CLAIM**

(21) Appl. No.: **29/127,115**

The ornamental design for a adjustable lantern stand, as shown.

(22) Filed: **Jul. 31, 2000**

DESCRIPTION

(51) **LOC (7) Cl.** **26-99**

FIG. 1 is an elevational view of the adjustable lantern stand fully assembled view.

(52) **U.S. Cl.** **D26/138**

FIG. 2 is a top plan view of the base view.

(58) **Field of Search** D8/355; D26/138;
248/156, 87, 545, 161, 158

FIG. 3 is an elevational view of the outer structure; and,
FIG. 4 is an elevational view of the inner structure.

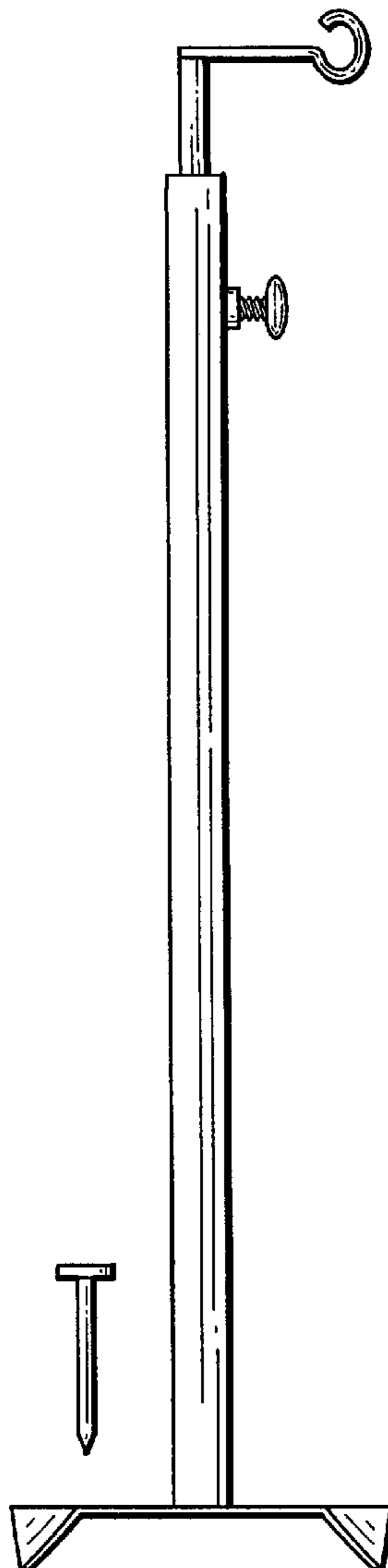
(56) **References Cited**

The elements of the claimed design are shown detached for clarity of illustration.

U.S. PATENT DOCUMENTS

- 3,285,554 * 11/1966 Voelkerding 248/121
- 3,599,917 * 8/1971 Schwartz 248/87

1 Claim, 2 Drawing Sheets



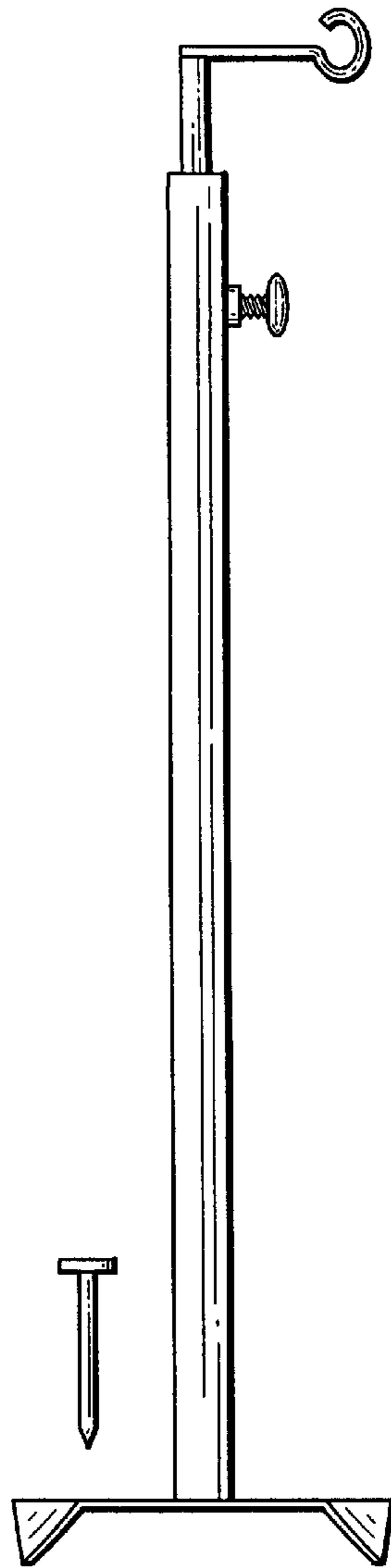


FIG. 1

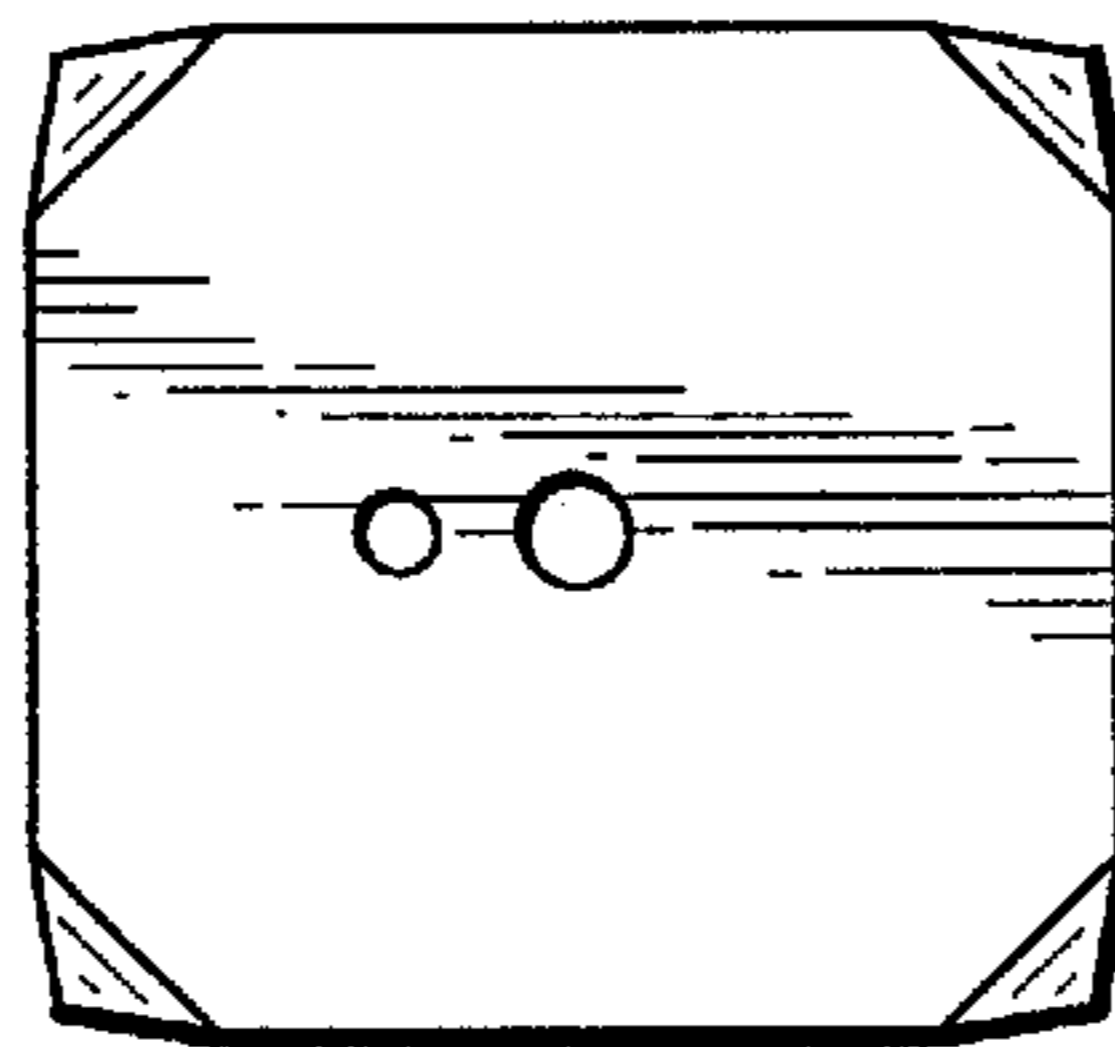


FIG. 2




FIG. 3




FIG. 4