



US00D445939S

(12) **United States Design Patent**
Pan

(10) **Patent No.:** **US D445,939 S**

(45) **Date of Patent:** **** Jul. 31, 2001**

(54) **LANTERN**

Hinkley lighting catalog, 1990, p. 50, wall lantern #2930.*

(75) Inventor: **Yee Pan**, Guangdong (CN)

* cited by examiner

(73) Assignee: **International Development Corporation**, Southlake, TX (US)

Primary Examiner—Susan J. Lucas

(74) *Attorney, Agent, or Firm*—Jenkins & Gilchrist, A Professional Corporation

(**) Term: **14 Years**

(21) Appl. No.: **29/132,701**

(57) **CLAIM**

(22) Filed: **Nov. 13, 2000**

The ornamental design for the lantern, as shown and described.

(51) **LOC (7) Cl.** **26-05**

DESCRIPTION

(52) **U.S. Cl.** **D26/72; D26/68**

(58) **Field of Search** D26/72-92, 67,
D26/68; 362/147, 363, 367, 368, 404-408,
431

FIG. 1 is a left side elevational view of the lantern in accordance with my design, the right side being substantially identical thereto;

(56) **References Cited**

FIG. 2 is a front side elevational view of the lantern in accordance with my design, the rear side being substantially identical thereto;

U.S. PATENT DOCUMENTS

D. 314,834 * 2/1991 Rottner D26/87

FIG. 3 is a top plan view of the lantern in accordance with my design; and,


OTHER PUBLICATIONS

Progress Lighting catalog, 1990, p. 128, wall lamp, #P5929-10.*

FIG. 4 is a bottom plan view of the lantern in accordance with my design.

Sea Gull lighting catalog, 1999, p. 213, wall lamp, # top right lantern.*

1 Claim, 2 Drawing Sheets






FIG. 1




FIG. 2

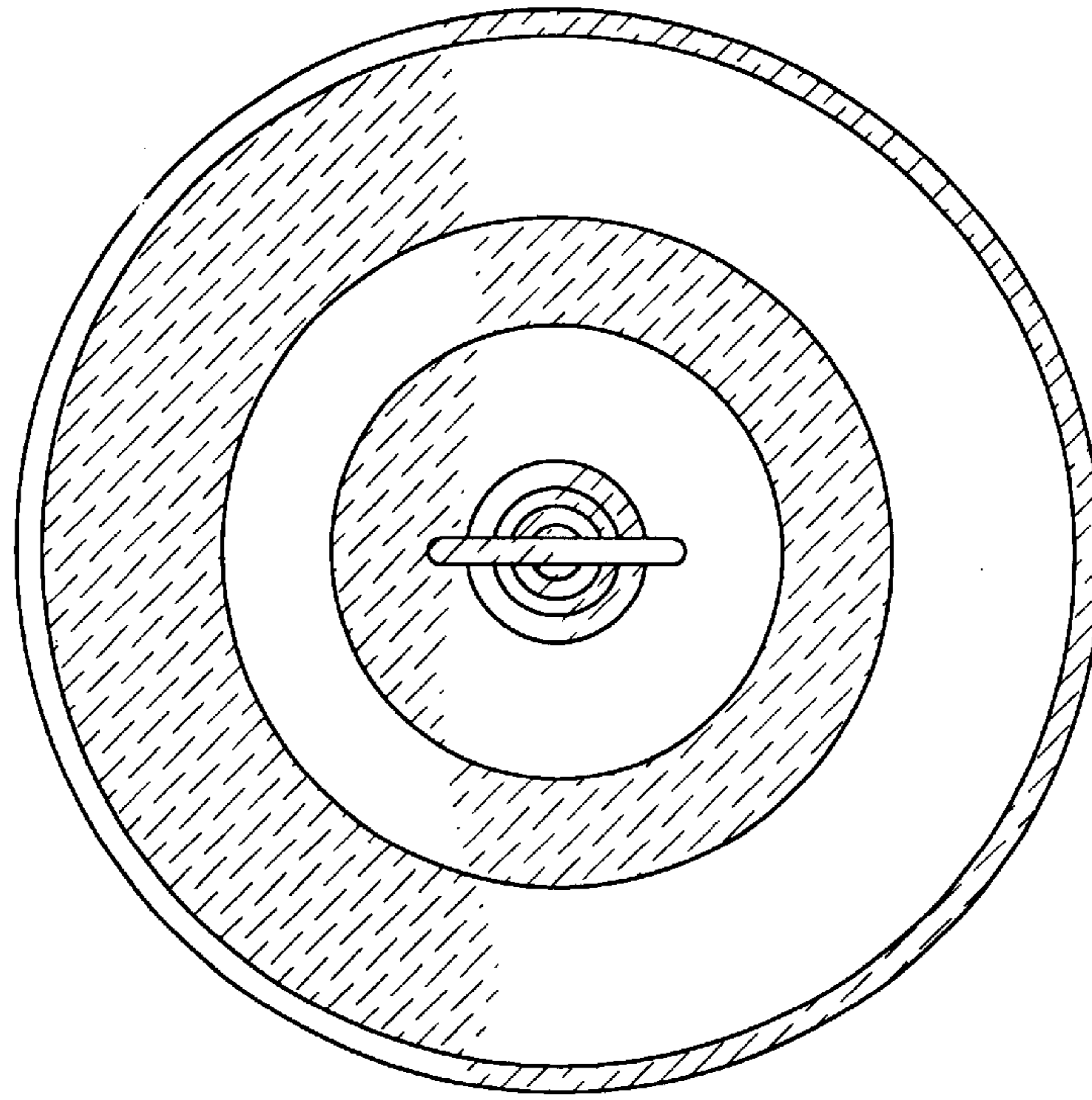


FIG. 3




FIG. 4